

AMENDMENT OF SOLICITATION/MODIFICATION OF CONTRACT 1. CONTRACT ID CODE PAGE OF PAGES
))

2. AMENDMENT/MODIFICATION NO. 3. EFF. DATE 4. REQUISITION/PURCHASE REQ. NO. 5. PROJECT NO. (If applicable)
 P00005 08/18/2009 Memo 81508

6. ISSUED BY CODE 7011 7. ADMINISTERED BY (If other than Item 6) CODE
 Department of Homeland Security Dept of Homeland Security
 Customs & Border Protection Customs & Border Protection
 1300 Pennsylvania Ave NW Office of Procurement - NP 1310
 NP 1310 1300 Pennsylvania Ave, NW
 Washington DC 20229 Washington DC 20229

8. NAME AND ADDRESS OF CONTRACTOR (No. street, county, State and Zip Code) 9A. AMENDMENT OF SOLICITATION NO.
 L-3 COMMUNICATIONS
 10E COMMERCE WAY
 WOBURN MA 01801-1028 X
 CODE 112753194 FACILITY CODE HSBP1005100987 /
 10B DATED (SEE ITEM 13) 09/09/2005

11. THIS ITEM ONLY APPLIES TO AMENDMENTS OF SOLICITATIONS
 The above numbered solicitation is amended as set forth in Item 14. The hour and date specified for receipt of Offers is extended. is not extended. Offers must acknowledge receipt of this amendment prior to the hour and date specified in the solicitation or as amended, by one of the following methods:
 (a) By completing Items 6 and 7, and returning _____ copies of the amendment; (b) By acknowledging receipt of this amendment on each copy of the offer submitted; or (c) By separate letter or telegram which includes a reference to the solicitation and amendment numbers. FAILURE OF YOUR ACKNOWLEDGEMENT TO BE RECEIVED AT THE PLACE DESIGNATED FOR THE RECEIPT OF OFFERS PRIOR TO THE HOUR AND DATE SPECIFIED MAY RESULT IN REJECTION OF YOUR OFFER. If by virtue of this amendment you desire to change an offer already submitted, such change may be made by telegram or letter, provided each telegram or letter makes reference to the solicitation and this amendment, and is received prior to the opening hour and date specified.

12. ACCOUNTING AND APPROPRIATION DATA (If required)

13. THIS ITEM APPLIES ONLY TO MODIFICATIONS OF CONTRACTS/ORDERS. IT MODIFIES THE CONTRACT/ORDER NO. AS DESCRIBED IN ITEM 14

A. THIS CHANGE ORDER IS ISSUED PURSUANT TO: (Specify authority) THE CHANGES SET FORTH IN ITEM 14 ARE MADE IN THE CONTRACT ORDER NO. IN ITEM 10A. FAR 43.103 (b)
 X B. THE ABOVE NUMBERED CONTRACT/ORDER IS MODIFIED TO REFLECT THE ADMINISTRATIVE CHANGES (Such as changes in paying office, appropriation data, etc.) SET FORTH IN ITEM 14, PURSUANT TO THE AUTHORITY OF FAR 43.103 (b).
 C. THIS SUPPLEMENTAL AGREEMENT IS ENTERED INTO PURSUANT TO AUTHORITY OF:
 D. OTHER (Specify type of modification and authority)

E. IMPORTANT: Contractor is not is required to sign this document and return / copies to issuing office.

14. DESCRIPTION OF AMENDMENT/MODIFICATION (Organized by UCF section headings, including solicitation/contract subject matter where feasible.)
 The purpose of this modification is for a no cost administrative change to revise the Statement of Work/Performance Specification, Large Scale Non Intrusive Inspection (NII) Systems as delineated by line bars in the left column of the revised Statement of Work (attached).
 All other terms and conditions remain unchanged.

Except as provided herein, all terms and conditions of the document referenced in Item 9A or 10A, as heretofore changed, remains unchanged and in full force and effect.

15. (b) (6) (Type or print) 16. (b) (6) (Type or print)
 Acting Director of Contracts
 15B. (b) (6) 15C. DATE SIGNED 16B. (b) (6) 16C. DATE SIGNED
 (b) (6) 8/18/2009 (b) (6) 8/18/09
 sign) EV. 10-83)

STATEMENT OF WORK/PERFORMANCE SPECIFICATION

**LARGE SCALE NON INTRUSIVE INSPECTION
(NII) SYSTEMS**

CONTENTS

1.0	SCOPE	5
1.1	PROGRAM ORGANIZATION	5
1.1.1	GOVERNMENT MANAGEMENT ORGANIZATION	5
1.1.2	CONTRACTOR MANAGEMENT ORGANIZATION	5
1.2	PURPOSE	5
1.3	BACKGROUND.....	6
1.4	GOVERNMENT FURNISHED MATERIALS, PROPERTY AND INFORMATION	6
2.0	DOCUMENTS	6
2.1	APPLICABLE DOCUMENTS	6
3.0	REQUIREMENTS	7
3.1	GENERAL REQUIREMENTS - CLIN's <u>00010 to 00140</u>	7
3.1.1	PERFORMANCE REQUIREMENTS FOR CATEGORY 1 - LOW-DENSITY CARGOES ...	7
3.1.2	SYSTEM CONFIGURATIONS AND OPERATIONAL SPECIFICATIONS FOR LOW DENSITY CARGOES- CLIN's 00010 - 00040	9
3.1.2.1	<i>Configuration 1 – Fixed System for Low Density Cargoes - CLIN 00010</i>	9
3.1.2.2	<i>Configuration 2 – Mobile System for Low Density Cargoes - CLIN 00020</i>	10
3.1.2.3	<i>Configuration 3 – Pallet System for Low Density Cargoes - CLIN 00030</i>	11
3.1.2.4	<i>Configuration 4 – Rail System for Low Density Cargoes – CLIN 00040</i>	12
3.1.3	PERFORMANCE REQUIREMENTS FOR CATEGORY 2 - HIGH-DENSITY CARGOES	13
3.1.3.1	<i>Radioactive Material/ WMD</i>	14
3.1.4	SYSTEM CONFIGURATION AND OPERATIONAL SPECIFICATIONS FOR HIGH DENSITY CARGOES- CLIN's 00050 - 00080	14
3.1.4.1	<i>Configuration 5 – Fixed System for High Density Cargoes - CLIN 00050</i>	14
3.1.4.2	<i>Configuration 6 – Mobile System for High Density Cargoes – CLIN 00060</i>	15
3.1.4.3	<i>Configuration 7 – Pallet System for High Density Cargoes - CLIN 00070</i>	17
3.1.4.4	<i>Configuration 8 – Rail System for High Density Cargoes – CLIN 00080</i>	17
3.1.5	DETECTORS	19
3.1.6	SOURCES.....	19
3.1.7	IMAGING SYSTEM EQUIPMENT AND EQUIPMENT INSTALLATION	19
3.2	SYSTEMS INTEGRATION	20
3.2.1	COMMAND CENTER BOOTH (FIXED, PALLET, RAIL)	20
3.2.2	WORKSTATION INTEGRATION AND INTERFACE	20
3.2.2.1	(b) (7)(E)	20
3.2.2.2	(b) (7)(E)	21
3.2.2.3	(b) (7)(E)	21
3.3	SAFETY INTERLOCKS.....	21
3.4	TRANSPORT VEHICLE (MOBILE SYSTEMS).....	21
3.5	RELIABILITY, AVAILABILITY AND MAINTAINABILITY	21
3.5.1	BASIC RELIABILITY QUANTITATIVE REQUIREMENTS	21
3.5.1.1	<i>Reliability Predictions</i>	22
3.5.2	AVAILABILITY	23
3.5.3	MAINTAINABILITY.....	23
3.5.3.1	<i>Maintenance Plan</i>	23
3.5.3.2	<i>Mean Time to Repair (MTTR)</i>	23
3.5.3.3	<i>Maximum Corrective Maintenance (Unscheduled Maintenance) Time (MCMT)</i>	24
3.5.3.4	<i>Mean Preventive Maintenance Time (MPMT)</i>	24

3.5.3.5	<i>Maintenance Activity</i>	24
3.6	SITE PREPARATION - CLIN 00090	25
3.7	SYSTEM SUPPORT REQUIREMENTS	29
3.7.1	SYSTEM TRAINING - CLIN 00100	29
3.7.1.1	<i>Operator Training - CLIN 00110</i>	30
RADIATION SAFETY:		30
CLASSROOM AND HANDS-ON		30
3.7.1.2	<i>Train-the-Trainer CLINs 00120 - 00130</i>	32
3.7.1.3	<i>Technical Manuals - CLIN 00140</i>	32
3.7.2	TECHNICAL REVIEWS	33
3.7.2.1	<i>Other Reviews</i>	33
3.8	WARRANTY	33
3.8.1	<i>Reporting</i>	34
3.8.2	<i>Corrosion Control</i>	34
3.9	QUALITY ASSURANCE AND TESTING	34
3.9.1	QUALITY ASSURANCE	34
3.9.2	CONTRACTOR TESTING	35
3.9.3	ILS TESTING	35
3.10	RADIATION SAFETY DESIGN REVIEW	35
3.11	CALIBRATION	36
3.11.1	CALIBRATION MAINTENANCE REQUIREMENT REPORT	36
3.12	SAFETY	36
3.12.1	RADIOLOGICAL SURVEY AND REPORT	36
3.13	INFORMATION TECHNOLOGY SECURITY	36
3.13.1	BASIC REQUIREMENTS	36
3.13.3	HSAR 3052.204-71. CONTRACTOR EMPLOYEE ACCESS (JUN 2006)	39
3.13.4	52.204-9 PERSONAL IDENTITY VERIFICATION OF CONTRACTOR PERSONNEL	41
3.14	ENTERPRISE ARCHITECTURE	41
4.1	CONFIGURATION MANAGEMENT	44
4.1.1	TECHNICAL DOCUMENTATION CLIN - 00150	44
4.1.1.1	<i>Configuration Baseline</i>	44
4.1.2	MANAGEMENT OF THE TECHNICAL DOCUMENTATION	45
4.1.3	ENGINEERING CHANGE PROPOSALS (ECPs)	45
4.1.4	INTERCHANGE ABILITY	45
4.1.5	ACCESSIBILITY	45
4.2	SPARES	45
5.0	DOCUMENTATION DELIVERABLES	45
DATA ITEM DESCRIPTION		47
DATA ITEM DESCRIPTION		49
DATA ITEM DESCRIPTION		51
DATA ITEM DESCRIPTION		53
DATA ITEM DESCRIPTION		55

DATA ITEM DESCRIPTION	57
RADIATION SAFETY:	62
CLASSROOM AND HANDS-ON	62
DATA ITEM DESCRIPTION	72

STATEMENT OF WORK

1.0 SCOPE

Customs and Border Protection (CBP) has a need for improving its inspection of cargo conveyances arriving in the United States at various CBP Ports of Entry (POE). Due to recent world events it is imperative for security that incoming cargo conveyances are subjected to a high level of scrutiny. Therefore, CBP seeks to procure large-scale NII imaging systems for various POE, located throughout the United States or as designated by CBP. This Statement of Work (SOW) defines the tasks necessary to provide NII systems to include equipment, installation, testing, verification, documentation, and logistics requirements needed to satisfy the procurement.

1.1 Program Organization

This program is under the technical direction of the NII Contracting Officer Technical Representative (COTR) assigned to the CBP Laboratories and Scientific Services Division (LSS), Interdiction Technology Branch (ITB).

1.1.1 Government Management Organization

CBP management of this program will be accomplished through the CBP Laboratories and Scientific Services Division (LSS). CBP will coordinate with the NII System contractor or contractors to ensure successful system integration and or handle problems associated with site related issues. The exchange of technical data and the resolution of any interface issues will be facilitated. Critical issues will be expeditiously handled either through conference calls or special meetings at a location mutually agreed upon by CBP and the parties involved.

1.1.2 Contractor Management Organization

The contractor or contractors shall provide, for CBP review, a Project Management Plan, including all major points of contact and the overall management structure. The Project Management Plan shall be prepared in accordance with Data Item Description number A001.

1.2 Purpose

The purpose of NII Inspection Systems is to enable CPB to perform effective and efficient Non-Intrusive Inspection (NII) of conveyances, including trailer trucks, railcars, pallets, trailer-mounted cargo containers and other vehicles for contraband such as illicit drugs, terrorist weapons and currency. These systems may be used for inspection of smaller vehicles such as cars, pickup trucks, buses, RVs and towed vehicles (e.g., trailers and boats). The system shall be capable of detecting contraband and Weapons of Mass Destruction/ Weapons of Mass Effect (WMD/WME) secreted in vehicles, railcars, containers and pallets.

1.3 Background

CBP officers, in the course of their work examine personnel and cargo seeking entry into the United States. These inspections take place at controlled border ports of entry, and are aimed at detecting items prohibited from import into or export from the U.S. Each day CBP officers use a myriad of NII equipment. NII systems in the mobile configuration will allow short notice relocation to different ports of entry, based on the threat.

1.4 Government Furnished Materials, Property and Information

The NII systems contractor or contractors shall coordinate with CBP and selected ports of entry for information associated with any environmental operating limits. The government will provide phone lines, electrical power, and exterior lighting as required.

2.0 DOCUMENTS

Documents cited shall be referenced and used as called for in this Statement of Work/ Performance Specification and the Data Item Descriptions (DIDs).

2.1 Applicable Documents

- ANSI N42.46-2008 American National Standard for Determination of the Imaging Performance of X-Ray and Gamma-Ray Systems for Cargo and Vehicle Security Screening dated 19 August 2008.
- CBP Information Systems Security Policies and Procedures Handbook HB 1400-05C dated October 18, 2006.
- DHS-CBP N.25 Version 1.5 (will be provided GFI as requested)
- Department of Labor, Davis Bacon and Related Acts
- Code of Federal Regulations, 10CFR20, (Standards for Protection Against Radiation), 2002 (NRC)
- American National Standard for General Radiation Safety, ANSI N43.3 (Installations Using Non-Medical X-Ray and Sealed Gamma-Ray Sources, energies up to 10 MeV), 1993
- Code of Federal Regulations, 21CFR179 (Irradiation in the Production, Processing and Handling of Food), 1996 (FDA)
- Code of Federal Regulations, 14 CFR108.17 (e), Use of X-Ray Systems (Photographic Film Safety) (FAA)
- Code of Federal Regulations, 49CFR172 (Hazardous Materials Table, etc.), 2003 (DOT)
- Code of Federal Regulations, 10CFR71 (Packaging and Transportation of Radioactive Materials), 2002 (NRC)
- Occupational Safety and Health Standards (OSHA), 29 CFR 1910, 2004
- American National Standard, ANSI N42.35 (Evaluation and Performance of Radiation Detection Portal Monitors for Homeland Security), 2004
- American National Standard, ANSI N42.38 (Performance Criteria for Spectroscopy-Based Portal Monitors for Homeland Security), Draft

- American National Standard, ANSI N42.41 (Performance Criteria and Evaluation of Active Interrogation Systems for Homeland Security), in development.
- American Society of Testing and Materials (ASTM), (Performance Standards for CBRNE Sensors), in development
- American Society of Mechanical Engineers Standards
- NFPA 79, Electrical Standards for Industrial Machinery
- NFPA 70, Recommended Practice for Electrical Equipment Maintenance
- DHS and CBP IT security policies, including the guidelines and policies stated in the Department of Homeland Security (DHS) Management Directive (MD) Number 4300.1, titled Information Technology Systems Security; DHS Sensitive Systems Policy Directive 4300A, Information Technology Security Program and the DHS 4300A Sensitive Systems Handbook.
- DHS personal identity verification procedures identified in the contract that implement Homeland Security Presidential Directive-12 (HSPD-12), Office of Management and Budget (OMB) guidance M-05-24, and Federal Information Processing Standards Publication (FIPS PUB) Number 201, Personal Identity Verification (PIV) of Federal Employees and Contractors.
- Homeland Security and CBP Enterprise Architecture documents and reference models.
- Federal Information Processing Standards Publication (FIPS PUB) Number 140-2, Security Requirements for Cryptographic Modules.
- Federal Highway Administration Pamphlet FHWA-HOP-06-105 Bridge Formula Weights dated August 2006.
- Any future applicable ANSI standards.

3.0 REQUIREMENTS

The contractor shall perform all tasks within this SOW through issued delivery orders. The contractor shall abide by all applicable Code of Federal Regulations in performing all tasks. The contractor shall be held liable for adhering to such regulations. Requirements for this effort shall include the fabrication, integration, test, installation, training and logistics support of NII inspection systems. These systems will be located at various CBP POE along the southwest/northern borders, seaports, and airports within the United States or as designated by CBP. Specific sites and schedules shall be identified during contract negotiations.

3.1 General Requirements - CLIN's 00010 to 00140

The requirements of this contract will be divided into two categories; 1) Low Density Cargoes and 2) High Density Cargoes. Under both categories, the contractor shall perform the work necessary to fabricate, integrate, test, install and provide warranty and logistics services, including initial operator training for support of these NII inspection systems. Each NII inspection system shall include elements as defined in this Statement of Work /Performance Specification.

3.1.1 Performance Requirements for Category 1 - Low-Density Cargoes

1. **Spatial Resolution** – (b) (7)(E)
[Redacted]
2. **Penetration** – (b) (7)(E)
[Redacted]
3. **Contrast Sensitivity** – (b) (7)(E)
[Redacted]
4. **Throughput** – (b) (7)(E)
[Redacted]
5. **Image Quality** – In addition to achieving the required Penetration, Contrast Sensitivity, and Spatial Resolution, images are to appear clear, have sharp edges, and have an Aspect Ratio that is not compressed.
6. **A built-in capability** to passively detect (in a single pass) the presence of neutron and gamma radiation emissions is desired
7. (b) (7)(E)
[Redacted]
8. **Scan Size** – Must be able to display the entire length of the conveyance scanned and its height from the wheel axle to the top.
9. **Real Time Imaging** – Real Time Imaging where the image is being displayed during the scan is required.
10. (b) (7)(E)
[Redacted]
11. (b) (7)(E)
[Redacted]
12. (b) (7)(E)
[Redacted]
13. **Passive Detection** – The capability to passively detect gamma and neutron radiation emissions in a single pass is desired.
14. **Material Discrimination** – (b) (7)(E)
[Redacted]

3.1.1.1 Radioactive Material/ WMD

Radioactive materials and WMD detection and identification performance shall be demonstrated using standard radioactive test sources as described in **table 3 of the ANSI Standard N42.35** as threat surrogates.

3.1.2 System Configurations and Operational Specifications for Low Density Cargoes- CLIN's 00010 - 00040

The System Configurations and Operational Specifications will differ slightly based on the system configuration (i.e. Fixed, Mobile, Pallet or Rail). The following system configurations may be required under this contract and will be restricted to the operational aspects as described.

3.1.2.1 Configuration 1 – Fixed System for Low Density Cargoes - CLIN 00010

The Fixed systems required under this CLIN shall meet or exceed the Technical/Performance requirements as described in paragraph 3.1.1 of this SOW and shall include the following:

- Detector and Source System
- Detector Equipment
- X-ray or Gamma-Ray Source Equipment
- Command Center and Equipment or other housing
- Work Station Integration and Interface
- On-Site Training
- System Support

In addition to the performance requirements for low density the imaging system shall meet these operational specifications.

1. **Maximum Controlled Operating Area** – (b) (7)(E)
[Redacted]
2. **Operational Environment** – (b) (7)(E)
(b) (7)(E)
3. **Radiation Dose Limit** – The Radiation Dose shall not exceed 0.05 mR in any one hour for System Operators and for personnel outside the boundary of the RCA.
4. **Power Requirement** – Shall be capable of operating on the following utility power: 220 VAC, 1 to 3 phase, 80 amps per phase, and 60 hertz. Shall have a surge protector to protect against surges in utility power.
5. **Operating Hours** – (b) (7)(E)
6. (b) (7)(E)
7. **Throughput** – (b) (7)(E)
[Redacted]

(b) (7)(E)

- 8. **Drive Through Capability** – Portal systems shall operate as a drive through system that screens the cargo area only.

3.1.2.2 Configuration 2 – Mobile System for Low Density Cargoes - CLIN 00020

The Mobile systems required under this CLIN shall meet or exceed the Technical/Performance requirements as described in paragraph 3.1.1 of this SOW and shall include the following:

- Mobile platform or Truck
- Detector and Source Boom Assembly
- Imaging System Equipment (i.e. X-ray or Gamma Ray)
- Operator Controls and Displays
- Work Station Integration and Interface
- On-Site Training
- System Support

In addition to the performance requirements for low density the imaging system shall meet these operational specifications.

1. **Maximum Controlled Operating Area** – (b) (7)(E)
2. **Number of operators** – (b) (7)(E)
3. **Operational Environment** – (b) (7)(E)
4. **Travel Configuration** – Must be able to travel on highways with a maximum height of 13 ft 6 inches, a width of 8 ft 6 inches (lights, mirrors, and other required devices may extend an additional 10 inches on each side), and a length of 40 ft. Total weight shall not exceed 26,000 lbs or the vehicle's Gross Vehicle Weight Rating (GVWR) whichever is less.
5. **Radiation Dose Limit** – The Radiation Dose shall not exceed 0.05 mR in any one hour for System Operators and for personnel outside the boundary of the Radiation Control Area.
6. **Power Requirement** – Shall be capable of operating on the following external power: 220 VAC, 1 to 3 phase, 80 amps per phase, and 60 hertz. Shall have a surge protector to protect against surges in external power. A 50 ft (100 ft preferred) power cable shall be provided.
7. **Operating Hours** – (b) (7)(E)
8. **Maximum target vehicle Size** – (b) (7)(E)
9. **Power Requirements** – 220 VAC, 1 to 3-phase
10. (b) (7)(E)

(b) (7)(E)

- 11. **Mounting Station for a Panasonic Toughbook** (Model CF-29) that meets these operational specifications.
 - a. Equipment - Mounting Station for Panasonic Toughbook (Model CF-29)
 - b. Installation - Installed to allow easy access for Laptop Operation by CBP Officer
 - c. Security - Key Lockable Mounting station to prevent theft
 - d. Power Requirements - Power Supply for AC Adapter 100V-240V 50/60 Hz
- 12. **Throughput** (b) (7)(E)
- 13. **Continuous Scan Capability** – (b) (7)(E)
- 14. **Stationary Scan** – A stationary scan capability is desired.

3.1.2.3 Configuration 3 – Pallet System for Low Density Cargoes - CLIN 00030

The Pallet systems required under this CLIN shall meet or exceed the Technical/Performance requirements as described in paragraph 3.1.1 of this SOW and shall include the following:

- Detector and Source System
- Detector Equipment
- X-ray or Gamma-Ray Source Equipment
- Command Center and Equipment or other housing
- Work Station Integration and Interface
- On-Site Training
- System Support

In addition to the performance requirements for low density the imaging system shall meet these operational specifications.

- 1. **Maximum Controlled Operating Area** - (b) (7)(E)
- 2. **Number of operators** – (b) (7)(E)
- 3. **Operational Environment** – (b) (7)(E)
- 4. **Radiation Dose Limit for Non Radiation Workers** - .05 mR/hr. above background. (System operators, drivers and personnel outside a designated controlled area)
- 5. **Power Requirements**–220 VAC, 1 to 3-phase, 80 Amps per phase 60- hertz power, and a surge protector for maintenance of the unit.
- 6. **Maximum pallet Size** - (b) (7)(E)
- 7. **Maximum pallet weight** – (b) (7)(E)
- 8. **Operating Hours** – (b) (7)(E)
- 9. (b) (7)(E)

(b) (7)(E)

3.1.2.4 Configuration 4 – Rail System for Low Density Cargoes – CLIN 00040

The Rail systems required under this CLIN shall meet or exceed the Technical/Performance requirements as described in paragraph 3.1.1 of this SOW and shall include the following:

- Detector and Source System
- Detector Equipment
- X-ray or Gamma-Ray Source Equipment
- Command Center and Equipment or other housing
- Work Station Integration and Interface
- On-Site Training
- System Support

In addition to the performance requirements for low density the imaging system shall meet these operational specifications.

1. **Maximum Controlled Operating Area** – (b) (7)(E)
(b) (7)(E)
2. **Scan Speed** – (b) (7)(E)
3. **Number of operators** – (b) (7)(E)
4. **Operational Environment** – (b) (7)(E)
(b) (7)(E)
5. **Radiation Dose Limit** shall not exceed 0.05 mR in any one hour for Systems Operators and for personnel outside the boundary of the RCA.
6. **Power Requirements** – Shall be capable of operating on utility power that does not exceed 480 VAC, 1 to 3-phase, 200 amps per phase, and 60-hertz (220 VAC, 80 amps per phase preferred). Shall be equipped with a System Level Uninterruptible Power Supply (UPS) capable of conditioning incoming utility power. The System Level UPS must have sufficient power to allow the system to complete the scan of a 100 rail car train (20 minutes) and then conduct an orderly shutdown of the system.
7. **System Tunnel** – Must be large enough to scan rail cars compliant with the Association of American Railroads (AAR) Plate K (Doublestacks) and AAR Plate K (Autoracks).
8. **Operating Hours** – (b) (7)(E)
9. (b) (7)(E)
10. **Directional Capability** – Shall be capable of scanning trains traveling into

and out of the United States.

11. **Scan Images** – Shall be capable of scanning trains with (b) (7)(E) [redacted]
Shall be capable of scanning rail cars that are up to (b) (7)(E) [redacted]

12. (b) (7)(E) [redacted]

13. **Security Systems** – The Rail Facility must be capable of operating in a remote non-government controlled area. As a minimum, Security items shall include:

- Lighting that illuminates all major components on both sides of the rail track and the Control Center Booth.
- Fencing around the Detector Tower, Source, and Control Center Booth.
- (b) (7)(E) [redacted]
- A Control Center Booth that is of a solid metal construction and is equipped with a solid metal door with a double lock, exterior metal security shutters to cover all windows, and photoelectric lights mounted on the exterior of the Booth.

3.1.3 Performance Requirements for Category 2 - High-Density Cargoes

1. **Resolution** – (b) (7)(E) [redacted]
2. **Penetration** – (b) (7)(E) [redacted]
3. **Contrast Sensitivity** – (b) (7)(E) [redacted]
4. **Throughput** – (b) (7)(E) [redacted]
5. **Image Quality** – In addition to achieving the required Penetration, Contrast Sensitivity, and Spatial Resolution, images are to appear clear, have sharp edges, and have an Aspect Ratio that is not compressed.

6. **A built-in capability** - to passively detect (in a single pass) the presence of neutron and gamma radiation emissions is desired.
7. (b) (7)(E) [REDACTED]
8. **Scan Size** – For Fixed and Mobile systems, must be able to display the entire length of the conveyance scanned and its height from the wheel axle to the top. For Rail systems must be able to display the entire length of the rail car and its height from the top of the wheels to the top of its cargo.
9. **Real Time Imaging** – Real Time Imaging where the image is being displayed during the scan is required.
10. (b) (7) (E)
11. (b) (7) (E)
12. (b) (7) (E)
13. **Passive Detection** – The capability to passively detect gamma and neutron radiation emissions in a single pass is desired.
14. **Material Discrimination** – (b) (7)(E) [REDACTED]

3.1.3.1 Radioactive Material/ WMD

Radioactive materials and WMD detection and identification performance shall be demonstrated using standard radioactive test sources as described in **table 3 of the ANSI Standard N42.35** as threat surrogates.

3.1.4 System Configuration and Operational Specifications for High Density Cargoes- CLIN's 00050 - 00080

The System Configuration and Operational Specifications will differ slightly based on the system configuration (i.e. Fixed, Mobile, Pallet or Rail). The following configurations may be required under this contract and will be restricted to the operational aspects as described.

3.1.4.1 Configuration 5 – Fixed System for High Density Cargoes - CLIN 00050

The Fixed systems required under this CLIN shall meet or exceed the Technical/Performance requirements as described in paragraph 3.1.3 of this SOW and shall include the following:

- Detector and Source System
- Detector Equipment

- X-ray or Gamma-Ray Source Equipment
- Command Center and Equipment or other housing
- Work Station Integration and Interface
- On-Site Training
- System Support

In addition to the performance requirements for high density the imaging system shall meet these operational specification.

1. **Maximum Controlled Operating Area** – (b) (7)(E)
(b) (7)(E)
2. **Number of operators** – (b) (7)(E)
3. **Operational Environment** – (b) (7)(E)
(b) (7)(E)
4. **Radiation Dose Limit** – The Radiation Dose shall not exceed 0.05 mR in any one hour for System Operators and for personnel outside the boundary of the RCA.
5. **Power Requirement** – Shall be capable of operating on utility power that does not exceed 480 VAC, 1 to 3 phase, 200 amps per phase, and 60 hertz (220 VAC, 150 amps per phase preferred). Shall have a surge protector to protect against surges in utility power.
6. **Operating Hours** – capable of operating 24 hours a day, 7 days per week (24/7)
7. (b) (7)(E)
8. **Throughput** – (b) (7)(E)

3.1.4.2 Configuration 6 – Mobile System for High Density Cargoes – CLIN 00060

The Mobile systems required under this CLIN shall meet or exceed the Technical/Performance requirements as described in paragraph 3.1.3 of this SOW and shall include the following:

- Mobile platform or Truck
- Detector and Source Boom Assembly

- Imaging System Equipment (i.e. X-ray or Gamma Ray)
- Operator Controls and Displays
- Work Station Integration and Interface
- On-Site Training
- System Support

In addition to the performance requirements for high density the imaging system shall meet these operational specification.

1. **Maximum Controlled Operating Area** - (b) (7)(E)
(b) (7)(E)
2. **Number of operators** - (b) (7)(E)
3. **Operational Environment** - (b) (7)(E)
(b) (7)(E)
4. **Travel Configuration** – Must be able to travel on highways with a maximum height of 13 ft 6 inches, a width of 8 ft 6 inches (lights, mirrors, and other required devices may extend an additional 10 inches on each side), and a length of 40 ft. Total weight shall not exceed 80,000 lbs or the vehicle's Gross Vehicle Weight Rating (GVWR) whichever is less.
5. **Radiation Dose Limit** – The Radiation Dose shall not exceed 0.05 mR in any one hour for System Operators and for personnel outside the boundary of the Radiation Control Area.
6. **External Power Requirement** – Shall be capable of operating on external power that does not exceed 220 VAC, 1 to 3 phase, 150 amps per phase, and 60 hertz. Shall have a surge protector to protect against surges in external or utility power. A 50 ft (100 ft preferred) power cable shall be provided.
7. **Operating Hours** – (b) (7)(E)
8. **Maximum target vehicle Size** – (b) (7)(E)
9. (b) (7)(E)
10. **Throughput** – (b) (7)(E)
11. **Continuous Scan Capability** – (b) (7)(E)
12. **Stationary Scan** – A stationary scan capability is desired.
13. **Law Enforcement lights** - Each mobile unit will be equipped with a set of blue Law Enforcement lights that when activated, can be seen from both the

front and the rear of the unit when the unit is in the road mode, i.e., Boom not deployed. The installation may be fixed or temporary (provided that it can be easily installed and removed). The lights shall be capable of being controlled from the Driver's Cab.

14. **Level** - Each mobile unit shall be equipped with a level that shows the tilt (side to side) angle of the unit with the Boom stowed and with the Boom deployed.

3.1.4.3 Configuration 7 – Pallet System for High Density Cargoes - CLIN 00070

The Pallet systems required under this CLIN shall meet or exceed the Technical/Performance requirements as described in paragraph 3.1.3 of this SOW and shall include the following:

- Detector and Source System
- Detector Equipment
- X-ray or Gamma-Ray Source Equipment
- Command Center and Equipment or other housing
- Work Station Integration and Interface
- On-Site Training
- System Support

In addition to the performance requirements for high density the imaging system shall meet these operational specification.

1. Maximum Controlled Operating Area - (b) (7)(E)
2. Number of operators - (b) (7)(E)
3. Operational Environment - (b) (7)(E)
4. Radiation Dose Limit for Non Radiation Workers - .05 mR/hr. above background. (System operators, drivers and personnel outside a designated controlled area)
5. Power Requirements—220 VAC, 1 to 3-phase, 80 Amps per phase 60- hertz power, and a surge protector for maintenance of the unit.
6. Maximum pallet Size - (b) (7)(E)
7. Maximum pallet weight - (b) (7)(E)
8. Operating Hours - (b) (7)(E)
9. (b) (7)(E)

3.1.4.4 Configuration 8 – Rail System for High Density Cargoes – CLIN 00080

The Rail systems required under this CLIN shall meet or exceed the Technical/Performance requirements as described in paragraph 3.1.3 of this SOW and shall include the following:

- Detector and Source System
- Detector Equipment

- X-ray or Gamma-Ray Source Equipment
- Command Center and Equipment or other housing
- Work Station Integration and Interface
- On-Site Training
- System Support

In addition to the performance requirements for high density the imaging system shall meet these operational specification.

1. **Maximum Controlled Operating Area** – (b) (7)(E) [Redacted]
2. **Scan Speed** – (b) (7)(E) [Redacted]
3. **Number of operators** – (b) (7)(E) [Redacted]
4. **Operational Environment** – (b) (7)(E) [Redacted]
5. **Radiation Dose Limit for Non Radiation Workers** - The Radiation Dose shall not exceed 0.05 mR above background in any one hour for System Operators and for personnel outside the boundary of the RCA.
6. **Power Requirements** – Shall be capable of operating on utility power that does not exceed 240 VAC, single phase, 200 amps service, and 60 hertz . Shall be equipped with a System Level Uninterruptible Power Supply (UPS) capable of conditioning incoming utility power. The System Level UPS must have sufficient battery power to allow the system to complete the scan of a 100 rail car train (20 minutes) and then conduct an orderly shutdown of the system.
7. **System Tunnel** – Must be large enough to scan rail cars compliant with the Association of American Railroads (AAR) Plate K (Doublestacks) and AAR Plate K (Autoracks).
8. **Operating Hours** – (b) (7)(E) [Redacted]
9. (b) (7)(E) [Redacted]
10. **Directional Capability** – Shall be capable of scanning trains traveling into and out of the United States.
11. **Scan Images** – Shall be capable of scanning trains with (b) (7)(E) [Redacted]
Shall be capable of scanning rail cars that are up to (b) (7)(E) [Redacted]
12. (b) (7)(E) [Redacted]

(b) (7)(E)

13. **Security Systems** – The Rail Facility must be capable of operating in a remote non-government controlled area. As a minimum, Security items shall include:

- Lighting that illuminates all major components on both sides of the rail track and the Control Center Booth.
- Fencing around the Detector Tower, Source, and Control Center Booth.
- **(b) (7)(E)**
- A Control Center Booth that is of a solid metal construction and is equipped with a solid metal door with a double lock, exterior metal security shutters to cover all windows, and photoelectric lights mounted on the exterior of the Booth.

3.1.5 Detectors

As part of the NII system, the contractor shall deliver an array of detectors that are capable of meeting the Performance Specifications as described in this SOW.

3.1.6 Sources

The contractor shall deliver an imaging source, which may incorporate standard transmission x-ray with or without backscatter measurement technology or gamma ray source or sources and the source housing designed to best commercial practice.

3.1.7 Imaging System Equipment and Equipment Installation

In accordance with this Statement of Work/ Performance Specification, the contractor shall deliver NII Systems incorporating radiographic measurement technology designed to best commercial practice. However, at no time, shall safety, quality, or performance of equipment be compromised or sacrificed.

3.1.8 Computer Security

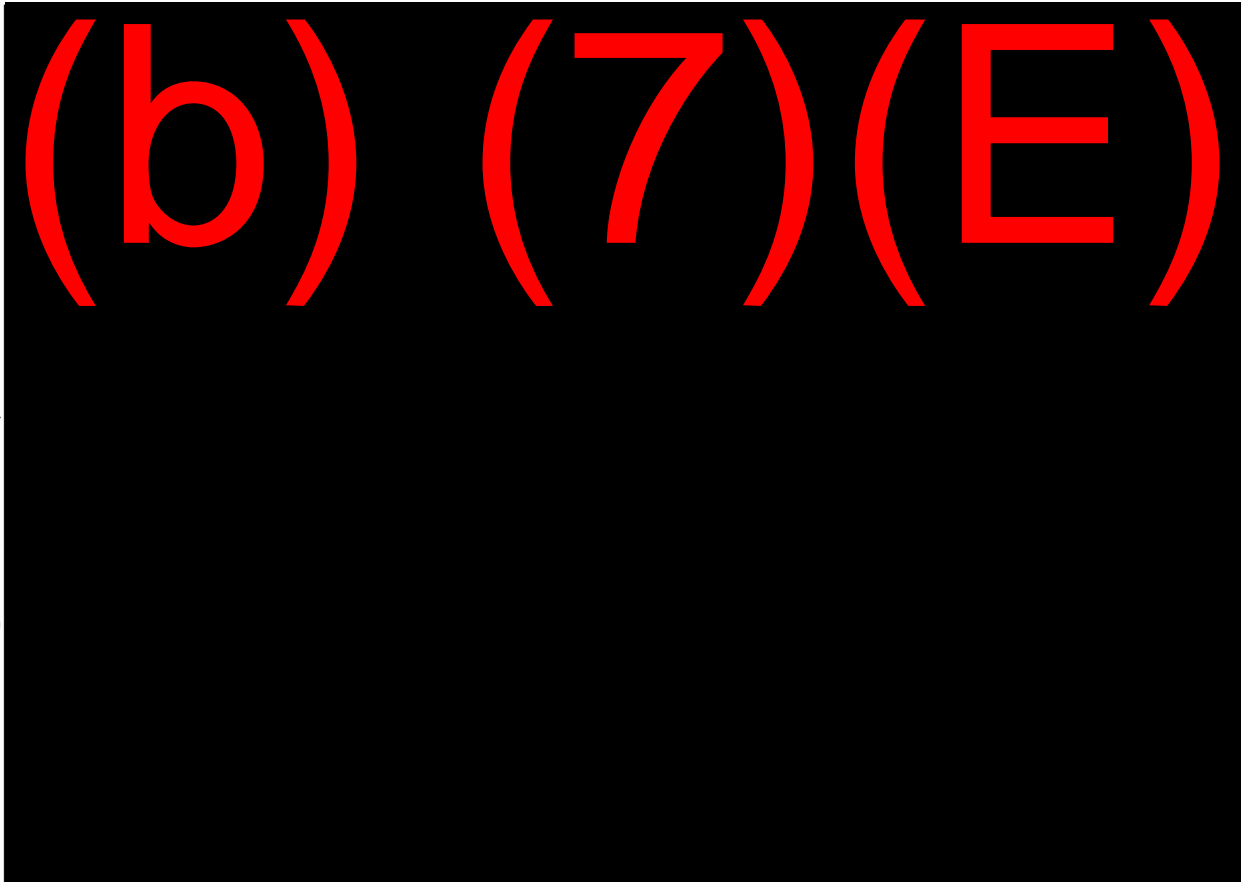
(b) (7)(E)

2. (b) (7) (E)

3.

4.

3.1.9



3.2 Systems Integration

Integration of NII inspection system equipment and its supporting Subsystems shall be the responsibility of the NII systems contractor.


3.2.1 Command Center Booth (Fixed, Pallet, Rail)

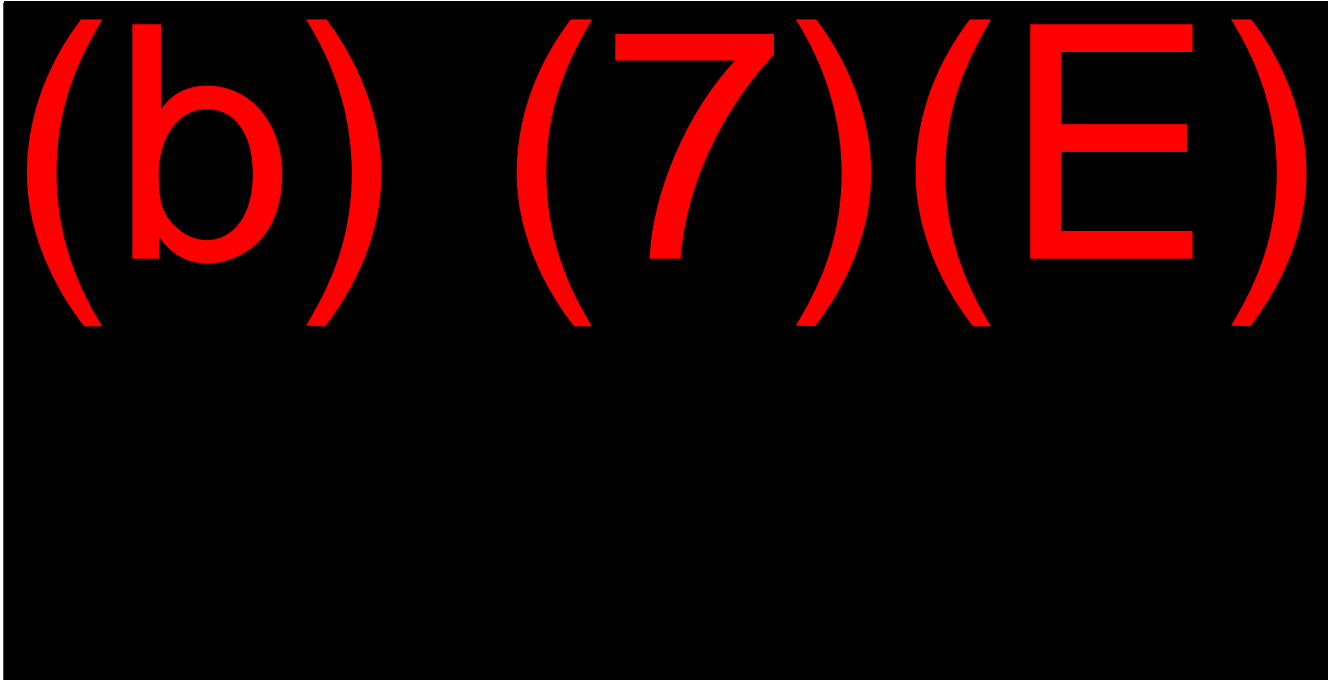
The contractor shall deliver a Command Center designed to best commercial practice for housing the systems workstation/operating equipment for the Fixed, Pallet and Rail II systems. The systems workstation/operating equipment for the mobile systems shall be housed inside the mobile unit.

3.2.2 Workstation Integration and Interface

The contractor shall deliver the Workstation and Interface system for Fixed, Pallet, Mobile and Rail NII systems to include operator console and all operating systems, software, cameras, controls and displays to depict a video and radiographic image of the target.

(b) (7) (E)





3.3 Safety Interlocks

The NII system shall be designed to include safety interlocks which will allow an operator to interrupt the scanning process thereby closing the shutter in an emergency or when there is an unauthorized entry inside the systems given footprint.

3.4 Transport Vehicle (Mobile Systems)

The contractor shall deliver NII Mobile Inspection Systems with a vehicle capable of meeting all federal highway gross weight and dimension requirements.

1. In addition to the requirements listed in Paragraphs 3.1.2.2 and 3.1.4.2 for Mobile Systems, all Transport Vehicles shall meet the following Department of Transportation Federal Highway Administration maximum weight limitations.
2. Gross Weight – the lesser of 80,000 lbs, the vehicle's GVWR, or that weight as determined by the Bridge Formula.
3. Single Axle – 20,000 lbs.
4. Tandem Axles – 34,000 lbs for axles closer than 96 inches apart.
5. Three or more Axles – As limited by the Bridge Formula.

3.5 Reliability, Availability and Maintainability

Each NII system is expected to have the highest Reliability, Availability and Maintainability achievable for this type of technology. The following are our minimum expectations for these systems.

3.5.1 Basic Reliability Quantitative Requirements

(b) (7) (E)

3.5.1.1 Reliability Predictions

The Contractor shall perform reliability predictions for the NII equipment. The prediction shall assume a constant failure rate for parts. For parts where no failure rate is available, a failure rate shall be estimated and the basis for the estimation shall be stated. Consideration of environmental factors for systems operated outside shall be for fixed, rail and mobile equipment. The external ambient temperatures utilized in the reliability prediction shall be based upon the upper and lower operating temperatures of the NII system. These Reliability Predictions will be matched to Measured Reliability during the Warranty Period.

3.5.1.1.1 Reliability Predictions Report

The Contractor shall submit a reliability prediction report as part of their proposal and shall be prepared in accordance with Data Item Description number A002. The Contractor shall identify reliability critical items.

3.5.1.1.2 Classification of Reliability Critical Items

A Critical Item is an identified weak link in a system, has an adverse impact on failures of the system performing its mission, creates potential safety problems, or contributes to other areas of high risk to overall system reliability. The Contractor shall classify all NII items as critical if one or more of the following conditions are satisfied:

- a. Item represents a significant new development or application.
- b. Item has critical failure modes.
- c. Item has history indicating need for improvement. A Preplanned Product Improvement Plan (PPIP) shall be developed and provided by the Contractor for any item with a history of needing improvement.
- d. Item has known operating life, limited shelf life, or environmental sensitivity (e.g., vibration, thermal, etc.) that warrants controlled surveillance.
- e. Item whose failure can result in the failure of the system and which is not compensated by redundancy or alternate operational procedures.

3.5.1.1.3 Control of Reliability Critical Items

The Contractor shall be responsible for the control of critical items, which shall include as a minimum:

- a. Procedures for the procurement of critical items.
- b. Criteria and procedures for the design and redesign of critical items
- c. Procedures for controlling and monitoring of critical items after manufacture (e.g., date coding, traceability, assembly techniques, test

requirements, acceptance test requirements, control of sub-contractors' and manufacturers' controls, in-process controls, special handling, and storage requirements).

3.5.1.1.4 Reliability Review

The Contractor shall identify and discuss all aspects of the prime item's reliability features and characteristics.

3.5.2 Availability

The Inherent Availability of the NII system shall be a minimum of 0.97.66 based on the model:

$$A_i = \frac{MTBF}{MTBF + MTTR}$$

Where:

A_i = Inherent Availability

MTBF = Mean Time Between Failures

MTTR = Mean Time To Repair

Inherent Availability is defined as the probability that the NII system, in the ideal NII system environment (i.e., readily available tools, spares, maintenance personnel, etc.) will operate satisfactorily at any point in time when called upon for operation. It excludes scheduled maintenance actions, logistics delay time, and administrative delay time.

3.5.3 Maintainability

3.5.3.1 Maintenance Plan

The Contractor shall provide Maintenance Planning and Supply Support Plan sufficient to allow operation of the NII system throughout its planned life. The overall maintenance strategy is to provide NII system maintenance on three (3) levels: Organizational, Intermediate, and Depot. The Contractor shall provide a complete list of maintenance tasks and recommend the proper level of maintenance required, provide all documentation required, and identify parts required to complete each task.

3.5.3.2 Mean Time to Repair (MTTR)

Inherent to the vendors design the Mean Time to Repair (MTTR) for Large Scale NII systems shall not exceed 24 hours. MTTR is defined as the total time duration from

notification of the repair activity until the system is returned to service ready status. The MTTR shall include on-system analysis and diagnostics.

3.5.3.3 Maximum Corrective Maintenance (Unscheduled Maintenance) Time (MCMT)

Inherent to the vendors design the Maximum Corrective Maintenance (Unscheduled Maintenance) Time (MCMT) for Large Scale NII systems shall not exceed 111 hours at the 98.5 percentile. The MCMT shall apply to on-system analysis and diagnostics. MCMT shall be defined as the time required for unscheduled maintenance, excluding administrative time. Administrative time shall include items such as test equipment assembly time, equipment-not-under-repair warm-up time, travel time to and from the job, reference material acquisition time, training time, quality inspection time, and workload control time.

3.5.3.4 Mean Preventive Maintenance Time (MPMT)

Inherent to the vendors design the Mean Preventive Maintenance Time (MPMT) for Large Scale NII systems shall not exceed 1.0 hours per (b) (7)(E) operating day, cumulative, calculated quarterly. MPMT shall be defined as the time required for unscheduled maintenance, excluding administrative time. Administrative time shall include such items as test equipment assembly time, equipment-not-under-repair warm-up time, travel time to and from the job, reference material acquisition time, training time, quality inspection time, and workload control time.

3.5.3.5 Maintenance Activity

The Contractor shall conduct a Failure Mode Analysis (FMA) and a Level Of Repair Analysis (LORA), perform trade studies and optimize the total operation and maintenance concept and procedures for each configuration of the system. The Contractor shall develop diagnostic, preventive maintenance and repair procedures, and identify repair parts and special tools required to perform maintenance tasks. The contractor shall provide the information in a Maintenance Manual. For the purposes of the Specification, the following applies: a) Preventive Maintenance consists of those tasks performed at predetermined intervals in accordance with a maintenance schedule to ensure continuous satisfactory operation of the NII system. b) Corrective Maintenance consists of those repair tasks performed at the NII system by maintenance personnel to remedy malfunctions and return the NII system to a fully operable condition. Technicians shall perform all maintenance tasks. No Corrective or Preventive Maintenance shall be designed for performance by CBP Officers and Agents.

3.5.3.5.1 Preventive Maintenance

Preventive Maintenance (PM) tasks shall be identified and provided in the Maintenance Manual by the Contractor to include schedules, MTTR, parts, components, procedures, and systems.

3.5.3.5.2 Corrective Maintenance

Corrective Maintenance (CM) by its nature cannot be scheduled in advance or accurately predicted. The Contractor shall identify all Corrective Maintenance tasks that have occurred in the history of the subject NII device, or a similar device, and maintain a list of such tasks. Corrective Maintenance tasks shall be identified by the Contractor to include MTTR, parts, components and systems and provide all Corrective Maintenance tasks in the Maintenance Manual.

3.5.3.5.3 Extreme Environmental Maintenance Considerations

The Contractor shall identify all environmental conditions within the required operating environment considered extreme. The Contractor shall identify all extreme environmental maintenance tasks required for the operation of the NII systems in extreme environments. The list of tasks shall include MTTR, parts, components, procedures and systems, and they shall be provided in the Maintenance Manual. The environmental conditions list shall be prepared in accordance with Data Item Description number A003 and the list shall be maintained in the Technical Documentation Package for all NII devices throughout its life.

3.5.3.5.4 Hazardous Materials Considerations

The Contractor shall identify all Hazardous Materials in all maintenance tasks in the Maintenance Manual. The list shall include the material description, quantity of the material, disposal instructions, exposure risks, symptoms and treatments. The list shall be prepared in accordance with Data Item Description number A004 and be maintained in the Technical Documentation Package throughout the life of the NII system. The list shall be derived for the Hazardous materials identified in the Code of Federal Regulations, 49CFR172 (Hazardous Materials Table, etc.), 2003 (DOT)

3.6 Site Preparation - CLIN 00090

The contractor shall provide to CBP design criteria for surface grade and any other environmental operating limits. The design criteria shall be prepared in accordance with the attached Data Item Description number A005. The contractor shall identify to CBP their requirements for exterior lighting, phone lines and electrical power for the system. Within 45 days of notification of each site selected for NII system installation, the contractor shall identify all site-specific facility requirements to CBP. CBP will ensure the assigned site meets these requirements. Upon approval of the site documentation the contractor shall be responsible for installation of the system if required by the NII configuration.

3.6.1 Safety

The contractor for NII Inspection Systems shall maintain a system safety program that continually identifies all hazards and provides a methodology to either eliminate or control these identified hazards.

All products, designs, and specifications provided and all construction and installation activities conducted shall comply with all OSHA, GSA and NRC regulations, as well as any other appropriate laws, regulations, standards, codes and health and safety guidelines.

3.6.2 Installation Services

As a prerequisite for installation planning and coordination, CBP requires certain site-specific engineering and data analysis tasks be performed by the Contractor to evaluate potential locations for the acceptability of system deployment.

3.6.3 Engineering Assessment

The Contractor shall complete an Engineering Assessment that shall be the Contractor's professional evaluation of the proposed installation site and may include other discretionary topics deemed appropriate by the evaluation team and/or CBP representatives. The areas that must be addressed include and are not limited to the following:

- 1) General suitability of available real estate.
- 2) Evaluation of existing structures/facilities that may be available for NII deployment
- 3) Ownership of the real estate required for site preparation.
- 4) System constraints posed by overhead, ground level, and underground obstructions.
- 5) General summary of geotechnical findings (It shall be the responsibility of the Contractor to obtain geotech services).
- 6) Site-specific facility/support requirements to include:
 - (a) Electrical power
 - (b) Operator's building/shelter
 - (c) Security
 - (d) Operator control considerations
 - (e) Human needs, etc.
- 7) Telecommunication access and availability.
- 8) Environmental constraints/limitations.
- 9) Agencies or activities that may require permits prior to site development.
- 10) Construction equipment access.
- 11) Radiation Safety.
- 12) Unusual system orientation or requirements.
- 13) Identification of any item that could delay estimated equipment installation date.
- 14) Alternative site recommendations with justification if the primary location is unavailable\unsuitable.
- 15) Lighting conditions to include:
 - (a) Ambient light conditions (i.e. existing lights).
- 16) Fire protection requirements.

3.6.4 Construction Drawings

The contractor shall complete construction drawings (Preliminary through Final) using AutoCad, in contractor format, in accordance with generally accepted engineering practices, and U.S national, and local host country codes. These drawings shall be used by either the Contractor or the Government to perform the civil portion of the installation. The construction drawings shall clearly indicate the following:

- Placement and installation methodology for each system component.
- Existing equipment or structures within the system footprint.
- Placement of lighting and cameras.
- All structures (occupied/unoccupied) within 110 feet of the system.
- Distance from system to site Radiation Portal Monitors
- If necessary, placement of RF link poles used for monitoring purposes.
- Contain all detail, measurements, dimensions, and notes to facilitate solicitation of bids from construction contractors. The final drawings must contain a valid PE stamp indicating registration in, and compliance with all applicable Federal, State and host country regulations in which each System is being installed.

3.6.5 Design Deliverables

The Contractor shall submit to CBP a preliminary engineering assessment no later than fifteen (15) working days after completion of the site survey. The Final Engineering Assessment and Final Construction Drawings shall incorporate CBP's comments and shall be submitted to CBP no later than sixty (60) working days after completion of each site survey. Drawing packages shall be prepared and developed using AutoCad, in contractor format, in accordance with generally accepted engineering practices; U. S. national, and local host country codes. Submission to CBP shall be in pdf format, with AutoCad dwg format available upon request. Reference Drawing Schedule in Table 1.

Table 1

Item	Date Due	Description
Preliminary Engineering Assessment and Preliminary Construction Drawings	COB (1600 EST) on the 15 th working day after completion of each site survey	<p>Preliminary Engineering Assessment (includes survey info, participating personnel, required permits, site as-built, site photos, drainage, ambient radiation survey, construction equipment access, communications requirements, directory of approving authorities and host nation regulations)</p> <p>Preliminary Construction Drawings (includes preliminary site layout and structures)</p>

CBP review of Preliminary Engineering Assessment and Preliminary Construction Drawings	Returned to Vendor by COB of 10 th working day after receipt of Preliminary Engineering Assessment	Review Preliminary Engineering Assessment and Preliminary Construction Drawings
Final Engineering Assessment and Final Construction Drawings	COB on the 60 th working day after completion of each site survey	Final Engineering Assessment (all necessary info to start construction power, geotechnical analysis, conduit, etc.) Final Construction Drawings (PE stamped)

3.6.6 Site Preparation

The Final Engineering Assessment and Final Construction Drawings (developed under Section 3.6.5) shall be used to perform all tasks necessary to install each System. Each site shall be prepared and developed for successful installation and operation of the system in accordance with the Contractor's specifications. Site preparation, including civil portion and system installation may be completed by the Contractor. Alternatively, CBP may choose to utilize the Government's construction services (civil portion only). If the Government's construction services are used, then the contractor will need to provide construction oversight to ensure installation tolerances are achieved and meet the Contractor's system installation requirements. Any portion of the Contractor's civil work may be monitored by Government or third party construction management personnel for compliance with health and safety regulation and implementation of construction best management practices. Any construction activities shall meet the following requirements:

- a) The Contractor shall comply with all applicable federal, state, local, host country and professional engineering codes, guidelines, and safety practices throughout the site preparation, delivery, installation and testing processes.
- b) Site preparation and system installation must strictly conform to all design specifications and approved engineering drawings. The construction drawings must be approved by CBP prior to release for construction. To accomplish this, the Contractor shall certify the construction drawings are final by signing in the signature block. CBP shall then approve the construction drawings.
- c) If during the construction period an engineering design change is required, the Contractor shall provide written notification to CBP within three (3) days of the change.
- d) Costs for damage(s) attributable to the Contractor, his agents or subcontractors, occurring during installation or construction shall be the sole responsibility of the Contractor.
- e) Government Furnished Information regarding existing site conditions may be available at the site survey; however, the development and implementation

of a plan to identify and maintain operability of utilities in the System work zone is the responsibility of the Contractor.

- f) All Contractor personnel shall follow safe working procedures and practices as established by OSHA, GSA and/or all federal, state or local codes. Significant injuries or incidents shall be reported to CBP and GSA within 4 hours of occurrence.
- g) The Contractor's operations shall not impede the flow of commerce.
- h) Vetting of Contractor and subcontractor personnel shall be required for access to the delivery sites.

3.6.7 System Installation

Each system shall be installed at each specified location in accordance with the system installation specifications. Upon successful installation and integration of all equipment, the Contractor shall conduct a "burn-in" test of the system followed by the CBP Site Acceptance Testing. All applicable radiological measurements shall be accomplished to ensure that the system is safe and operational in accordance with the manufacturer's specifications.

3.6.8 Record Drawings

The Contractor shall provide certified record drawings for each completed system installation to include the location of all components, structures, conduit runs and associated structures as referenced from a known survey and construction baseline. The certified record drawings shall be prepared in accordance with Data Item Description number A018; and shall be submitted as both AutoCad dwg file and Adobe pdf file.

3.6.9 Construction Manager Log

The Contractor shall maintain a construction manager's log that shall provide an event tracking record that identifies completed site preparation and installation actions, inspection requirements and documentation. The construction manager's log shall be prepared in accordance with Data Item Description number A019.

3.7 System Support Requirements

The following identify the programmatic and logistical requirements for NII Inspection Systems. The contractor shall prepare Monthly Progress Reports in accordance with the attached Data Item Description number A006.

3.7.1 System Training - CLIN 00100

Training development and delivery is required for all NII systems and related items produced under this contract. The Training shall consist of procedures for installation, setup, image viewer software, operating and maintaining the NII systems developed or produced as appropriate. Documentation of the Training may include but is not limited to a Training Plan, Outline, Student Guide, Instructor Guide, handout materials and

other training aids, "hands on" exercises, a training report, and student evaluations of the training. All training shall be customized to CBP missions and requirements, and provided in accordance with CBP Office of Training and Development criteria. All training documentation shall be incorporated into the Technical Documentation package. The Government shall have full access to all data in the Technical Documentation file for the purposes of maintaining and upgrading the NII system, and training NII system operators and Maintenance Technicians.

In addition, a Train-the-Trainer program shall be delivered to CBP and its approved contract trainers that will certify them as qualified to instruct on the piece of equipment.

Any and all training materials will be used for initial training as well as for follow-on performance and future new operator (attrition) training.

3.7.1.1 Operator Training - CLIN 00110

The contractor shall provide on-site training for CBP operator personnel at each site using materials to include classroom instruction, video, and on-the-job training aids. The training shall cover the imaging equipment, transport system operation, normal and emergency systems operations, image interpretation, and operator console operations. Training shall also include all items contained in the System User's Manual. The number of personnel to be trained at each site is variable, but efforts shall be made to limit each training class to 12 operators.

Training Model:

Day 1 Radiation Safety	Day 2 Classroom and Hands-On	Day 3 Classroom and Hands-On	Day 4 Classroom and Hands-On	Day 5 Classroom and Hands-On
Day 6 Reinforcement / Live Stream of Commerce	Day 7 Reinforcement / Live Stream of Commerce	Day 8 Reinforcement / Live Stream of Commerce	Day 9 Reinforcement / Live Stream of Commerce	Day 10 Reinforcement / Live Stream of Commerce

Radiation Safety:

To be conducted by CBP or its approved contractor personnel

Classroom and Hands-On

2 instructors and 12 students

Includes the following in addition to the DID requirements.

- Sixteen (16) hours of image analysis, including 1 hour focused on Weapons of Mass Effect (WME)
 - This material shall **not** be available as a leave-behind for student

- participants
- This material shall **not** be retained or used by the contractor for any purpose whatsoever
- One (1) hour Core Messages delivered by CBP or its approved contract personnel
- One (1) hour of NII Reporting delivered by CBP or its approved contract personnel

Reinforcement and Live Stream of Commerce:

2 instructors and 6 students (2, 5-day sessions)

- While not the norm, it may be required for the contractor trainers to conduct both reinforcement sessions over the course of one week using double shifts. In addition, every attempt will be made to schedule the two weeks of reinforcement training using back-to-back weeks, however, the contractor should be prepared to support two weeks of reinforcement training that are not serial in nature.

Includes:

- Personal Qualification Standard (PQS) checklist designed for instructor sign-off that students have successfully demonstrated image analysis and mechanics skills

The contractor shall develop and provide training materials using the Instructional Systems Development (ISD) methodology which includes (1) Training Plan Outline, (2) Course Syllabus, (3) Instructors Guide, (4) NII System description, (5) Student Guide, (6) Operator and Maintainer Manuals, (7) Operation Procedures Handouts, (8) operator's video, and (9) other materials. This shall be prepared in accordance with Data Item Description number A007.

Products developed under prior contract with the United States Customs Service shall be used to the maximum extent possible and be written to conform to the requirements of the CBP Office of Training and Development standards. All deliverables shall be conveyed free of trademark and proprietary claim by the Contractor, and with the unlimited right of alteration, reproduction and/or distribution within the Government.

Deliverables shall be created through the use of Microsoft Office word processing and graphics software.

Legitimate copies of the system viewer tool in quantities sufficient to support the training mode. The image viewer software shall present the operator with responses to inputs identical to the responses provided by the operational system. Image viewer software shall operate when loaded on workstation or laptops presently in use by CBP.

Training for CBP designated Acceptance Team personnel shall be completed seven days before system acceptance testing. Details of the training and training schedule shall be included in the Training Plan (TP). The TP, associated documentation and

operator's video shall be prepared in accordance with the attached Data Item Description numbers A009. A copy of the operator's training Video shall be left at each site at the conclusion of testing. Operator training shall be completed within 15 working days after system acceptance.

3.7.1.2 Train-the-Trainer CLINs 00120 - 00130

The contractor shall develop and provide Train-the-Trainer courses to include classroom, video and on-the-job training aids. As a minimum, the training shall cover all the topics contained in the Student Guide including, but not limited to the imaging equipment and transport system operation, normal and emergency systems operations, target interpretation, and operator console operations. Training shall also include all items contained in the System Users' Manual.

The Train-the-Trainer course shall be presented to all instructors designated by CBP. It shall encompass 40 hours of classroom instruction plus a minimum of 2 days of reinforcement training providing instructors with every opportunity to ask detailed and specific equipment questions, to participate in hands-on training on the equipment and conduct teach backs. These CBP instructors are located in various parts of the U.S, but they must all be afforded the opportunity to work in a hands-on environment with the equipment. The contractor shall deliver at least two train-the-trainer sessions per system. The contractor shall be required to present this training to the CBP instructors at the Federal Law Enforcement Training Center (FLETC) in Brunswick, GA on dates established by mutual agreement between CBP's Office of Training Development representatives and the contractor.

3.7.1.3 Technical Manuals - CLIN 00140

The contractor shall provide a System's User Manual and Maintenance/Service Manual and Vendor Technical Documentation prepared in accordance with the attached Data Item Descriptions numbers A008, A009 and A010. Use commercial-off-the-shelf manuals when feasible. Make all manuals in the interactive electronic format.

3.7.1.3.1 Operator's Manual

An Operator's Manual is required for each unit developed or produced under this contract. The Operator's Manual shall contain a description of the NII device and its operation. System limitations, safety information, and other important information shall be highlighted. The Operator's Manual shall contain a detailed explanation of every task required during the operation of the NII system. Any operator-level maintenance tasks shall be fully explained in the Operator's Manual.

3.7.1.3.2 Operational/Storage Checklist

A laminated Operators Checklist shall be provided on a single sheet, listing each step in the procedure required: (1) for operating the NII system, (2) for preparing an operational system for short or long-term storage, and (3) for preparing a stored NII

system for operation. The checklist shall only list the sequential steps. Each step shall be described in detail in the Operator's Manual and each step shall reference an Operator's Manual page number. The checklist shall be attached to the NII system near the operator's station.

3.7.1.3.3 Maintenance Manual

Corrective and Preventive Maintenance actions and procedures shall be documented in a Maintenance Manual. A Maintenance Manual is required for each production lot of NII systems developed or produced under this contract. A single Maintenance Manual may apply to more than one (1) NII system provided the systems are similar or a revision of an existing system. Identification of NII model number and/or revision number shall be clearly explained in the Maintenance Manual. The Maintenance Manual shall contain a description of the NII device and its operation. System limitations, safety information, and other important information shall be highlighted.

3.7.1.3.3.1 Preventive Maintenance

The Maintenance Manual shall contain a detailed explanation of every task required on the Preventive Maintenance Schedule. All components with a service life less than the NII system shall be identified and addressed in the preventive maintenance schedule.

3.7.1.3.3.2 Corrective Maintenance

The Maintenance Manual shall contain a detailed explanation of every foreseeable task from the Level of Repair Analysis required to repair the NII system in case of failure. The Maintenance Manual shall be continuously updated during the service life of the NII system to incorporate unforeseen corrective maintenance tasks.

3.7.2 Technical Reviews

The contractor shall host, at his facility, a contract kick-off meeting, System Review (SR), a Final Configuration Review (FCR) and a Factory Acceptance Test meeting. Quarterly reviews will be held at a government site or the contractor's facility and may be combined with major program reviews. The contractor shall document and prepare for CBP approval all meeting and review minutes. The contract kick-off meeting shall be within 30 days after contract award. The SR shall be 60 days and the FCR 120 days after contract award. All meeting dates shall be mutually agreed upon.

3.7.2.1 Other Reviews

The contractor shall hold additional reviews as deemed necessary by CBP not to exceed four (4) per year.

3.8 Warranty

The contractor shall provide a minimum of one-year Failure Free total system warranty

for all NII systems, to include the transporter, detectors, imaging source, signal processors and operator console equipment. All repair actions during the warranty shall be included in a Failure and Error Report prepared in accordance with the attached Data Item Description number A011.

At the end of the warranty period, the CBP Enforcement Technology Program (ETP) organization will perform all maintenance. The Contractor shall involve and integrate ETP into the maintenance process during the Warranty Period to ensure a smooth transition. All warranty and post-warranty requests for service and support from the field will be conveyed to the service provider with an assigned Job Control Number (JCN) by the 24/7 ETP helpdesk at 1-866-NEEMRAID.

3.8.1 Reporting

During the warranty, the Contractor shall maintain a log of all maintenance actions. The log shall include the description of operational activities prior to a failure with a description of the failure, shut down causes, corrective actions taken, serial number of the item repaired, hour meter reading, list of the items repaired/replaced, date repair was completed and item's home port. The Contractor shall establish, define, and report logistics figures of merit based on the log. These figures shall include (at a minimum), Mean Time Between Failure (MTBF), Mean Time to Repair (MTTR), Mean Cost to Repair (MCTR) and Mean Customer Wait Time (MCWT). At the expiration of warranty period, the contractor shall submit reports reflecting figures of merit that span the entire warranty period.

3.8.2 Corrosion Control

The Contractor shall design and manufacture the NII system to prevent corrosion induced by weather, airborne pollution, salt-water spray, ice inhibiting road chemicals, geographic operating environments, and galvanic reaction.

During the period of warranty, the Contractor shall perform a corrosion control program that shall include inspection, cleaning, washing, scaling, corrosion inhibitor application, priming, painting, and waxing surfaces exposed to the elements. The Contractor shall document in the NII system logbook the actions taken, the treatment site, and the contact information of the service provider.

3.9 Quality Assurance and Testing

The contractor shall perform inspections and tests necessary to ensure that NII Inspection Systems conforms to CBP approved technical documentation and configuration.

3.9.1 Quality Assurance

The contractor shall provide for government review a quality assurance plan prepared in accordance with Data Item Description number A012 as it pertains to the production and manufacturing of NII Inspection Systems. The Contractor shall provide for

Government review a plan for measuring performance during the warranty period. CBP technical team members shall observe and evaluate the contractor's Factory Acceptance Test program on an "as required" basis.

3.9.2 Contractor Testing

The contractor shall be responsible for the preparation of and submission to CBP for approval, an Acceptance Test Plan (ATP), in accordance with the attached Data Item Description number A013. The contractor shall perform the tests necessary to ensure that NII system components can be operated as specified in the ATP and the system's User Manual. The vendor shall utilize the following standard, ANSI N42.46-2008 American National Standard for Determination of the Imaging Performance of X-Ray and Gamma-Ray Systems for Cargo and Vehicle Security Screening for the evaluation and testing of image and system performance requirements. In addition, the contractor's tests shall include a 40-hour "burn-in" period of the entire integrated system to ensure infant mortality failures are discovered and corrected prior to any CBP tests.

For Fixed Portal, Mobile, and Pallet systems, CBP officials, or their representatives, shall witness the first Contractor Factory Acceptance Test of a fully assembled and integrated system at the contractor's site. The vendor shall prepare and submit all materials necessary for FDA review in accordance with regulations and apply for waivers as necessary. The FDA submission and any exception to this certification must be clearly identified and copied to the CBP COTR.

For this procurement the systems shall be N25 (DHS-CBP N.25 Version 1.5) compliant and the contractor shall demonstrate functionality during the FAT.

3.9.2.1 CBP Acceptance Testing

A CBP SAT shall be conducted for each unit at its designated location. The CBP SAT shall be conducted in accordance with a CBP SAT Plan (SATP) for that system. The CBP SAT shall consist of a review of the CSAT documentation, system documentation, and the contractor's Radiation Survey Report, plus an inventory and physical inspection of the system, system component operations, and tests of the total integrated system against actual targets.

3.9.3 ILS Testing

During the warranty period the Contractor shall develop and execute a Quality Assurance Surveillance Program (QASP) to verify that the ILS requirements of the Statement of Work are met. The QASP shall define and measure figures of merit, including, MTBF, MTTR and actual Availability.

3.10 Radiation Safety Design Review

The contractor is required to demonstrate the construction techniques, practices and design of the protective shielding/cabinet interfaces (corner joints, collimator joints, imaging source housing, etc.) **and shall be in compliance with ANSI N 43.3 standard for their system.** The contractor shall ensure that any movement or shifting that may

be associated with a mobile system can not produce or lead to emission leaks from cracks, stress or misalignment of the structures and shielding devices that are either associated with the primary beam containment or scatter containment scheme.

3.11 Calibration

The contractor shall provide to CBP all requirements associated with calibration of the NII system. The contractor shall identify in the maintenance manuals the calibration procedures and any special test equipment. The contractor shall identify all systems, subsystems, equipment, and support equipment, which requires calibration.

3.11.1 Calibration Maintenance Requirement Report

The contractor shall provide to CBP a Calibration Maintenance Requirement Report (CMRR) for all operational and support equipment. The CMRR Report shall be prepared in accordance with the attached Data Item Description number A014.

3.12 Safety

The contractor for NII Inspection Systems shall maintain a system safety program that continually identifies all hazards and provides a methodology to either eliminate or control these identified hazards.

All products, designs, and specifications provided and all construction and installation activities conducted shall comply with all OSHA and NRC regulations, as well as any other appropriate laws, regulations, standards, codes and health and safety guidelines.

3.12.1 Radiological Survey and Report

The contractor for NII Inspection Systems shall be required to conduct a radiological survey to ensure that radiation emissions are within specified limits. Each system delivered shall be accompanied with a report of the radiological survey performed on the LS-NII unit, signed by the Radiation Safety Officer of the company. This survey will address both the radiation levels that NII Inspection System operators will be exposed to while at their workstations, and the level of radiation that is transmitted to the environment as a result of system leakage. The report shall show that by means of an outline drawing the levels of emission/scatter radiation measured, the operating conditions (worst case) and the measurement equipment used. The contractor shall provide a radiological survey report in accordance with the attached Data Item Description number A015 for each system delivered.

3.13 Information Technology Security

3.13.1 Basic Requirements

The Contractor shall adhere to all DHS and CBP IT security policies, including the guidelines and policies stated in the Department of Homeland Security (DHS) Management Directive (MD) Number 4300.1, issued 3/1/2003, titled *Information Technology Systems Security*. This policy mandates DHS organizational elements,

including contractors, follow guidelines outlined in the DHS Sensitive Systems Policy Directive 4300A, *Information Technology Security Program*, version 5.5, 10/30/07, and the DHS MD 4300A, DHS Sensitive Systems Handbook, *Information Technology Security Program*, version 5.5, 10/30/07 with attachments.

DHS Directive 4300A outlines the management, operational, and technical baseline security requirements (BLSR) for DHS Components to ensure confidentiality, integrity, availability, authenticity, and non-repudiation of sensitive information systems. The directive was developed in accordance with various Executive orders, public laws, and national policy, including the Federal Information Security Management Act (FISMA) of 2002, various National Institute of Standards and Technology (NIST) publications, and the Office of Management and Budget (OMB) Circular A-130, *Management of Federal Information Resources*. The 4300A Handbook provides greater detail of the BLSRs, including the roles and responsibilities associated with each.

CBP shall provide personnel with the appropriate clearance levels to support the security certification/accreditation processes under this Agreement in accordance with DHS MD 4300A, DHS Sensitive Systems Policy and Handbook. During all SDLC phases of CBP systems, CBP personnel shall develop documentation and provide any required information for all levels of classification in support of the certification/accreditation process. In addition, all security certification/accreditation will be performed using the DHS certification/accreditation process, methodology and tools.

Security Certification/Accreditation

CBP shall provide personnel with the appropriate clearance levels to support the security certification/accreditation processes under this Agreement in accordance with DHS MD 4300A, DHS Sensitive Systems Policy and Handbook. During all SDLC phases of CBP systems, CBP personnel shall develop documentation and provide any required information for all levels of classification in support of the certification/accreditation process. Upon request, the Contractor shall provide any documentation required to support the CBP security certification and accreditation effort. In addition, all security certification/accreditation will be performed using the DHS certification/accreditation process, methodology and tools.

Security Review and Reporting

(a) The Contractor shall include security as an integral element in the management of this contract. The Contractor shall conduct reviews and report the status of the implementation and enforcement of the security requirements contained in this contract and identified references.

(b) The Government may elect to conduct periodic reviews to ensure that the security requirements contained in this contract are being implemented and enforced. The Contractor shall afford DHS including the Office of Inspector General, CBP ISSM, and other government oversight organizations, access to the Contractor's and subcontractors' facilities, installations, operations, documentation, databases, and personnel used in the performance of this contract. Access shall be provided to the

extent necessary for the government to carry out a program of inspection, investigation, and audit to safeguard against threats and hazards to the integrity, availability, and confidentiality of DHS/CBP data or the function of computer systems operated on behalf of DHS/CBP, and to preserve evidence of computer crime.

3.13.2 HSAR 3052.204-70. SECURITY REQUIREMENTS FOR UNCLASSIFIED INFORMATION TECHNOLOGY RESOURCES (JUN 2006)

(a) The Contractor shall be responsible for Information Technology (IT) security for all systems connected to a DHS network or operated by the Contractor for DHS, regardless of location. This clause applies to all or any part of the contract that includes information technology resources or services for which the Contractor must have physical or electronic access to sensitive information contained in DHS unclassified systems that directly support the agency's mission.

(b) The Contractor shall provide, implement, and maintain an IT Security Plan. This plan shall describe the processes and procedures that will be followed to ensure appropriate security of IT resources that are developed, processed, or used under this contract.

(1) Within 60 days after contract award, the contractor shall submit for approval its IT Security Plan, which shall be consistent with and further detail the approach contained in the offeror's proposal. The plan, as approved by the Contracting Officer, shall be incorporated into the contract as a compliance document.

(2) The Contractor's IT Security Plan shall comply with Federal laws that include, but are not limited to, the Computer Security Act of 1987 (40 U.S.C. 1441 et seq.); the Government Information Security Reform Act of 2000; and the Federal Information Security Management Act of 2002; and with Federal policies and procedures that include, but are not limited to, OMB Circular A-130.

(3) The security plan shall specifically include instructions regarding handling and protecting sensitive information at the Contractor's site (including any information stored, processed, or transmitted using the Contractor's computer systems), and the secure management, operation, maintenance, programming, and system administration of computer systems, networks, and telecommunications systems.

(c) Examples of tasks that require security provisions include:

(1) Acquisition, transmission or analysis of data owned by DHS with significant replacement cost should the contractor's copy be corrupted; and

(2) Access to DHS networks or computers at a level beyond that granted the general public (e.g., such as bypassing a firewall).

(d) At the expiration of the contract, the contractor shall return all sensitive DHS information and IT resources provided to the contractor during the contract, and certify that all non-public DHS information has been purged from any contractor-owned system. Components shall conduct reviews to ensure that the security requirements in the contract are implemented and enforced.

(e) Within 6 months after contract award, the contractor shall submit written proof of IT Security accreditation to DHS for approval by the DHS Contracting Officer. Accreditation will proceed according to the criteria of the DHS Sensitive System Policy Publication, 4300A (Version 2.1, July 26, 2004) or any replacement publication, which the Contracting Officer will provide upon request. This accreditation will include a final security plan, risk assessment, security test and evaluation, and disaster recovery plan/continuity of operations plan. This accreditation, when accepted by the Contracting Officer, shall be incorporated into the contract as a compliance document. The contractor shall comply with the approved accreditation documentation.

3.13.3 HSAR 3052.204-71. CONTRACTOR EMPLOYEE ACCESS (JUN 2006)

(a) *Sensitive Information*, as used in this Chapter, means any information, the loss, misuse, disclosure, or unauthorized access to or modification of which could adversely affect the national or homeland security interest, or the conduct of Federal programs, or the privacy to which individuals are entitled under section 552a of title 5, United States Code (the Privacy Act), but which has not been specifically authorized under criteria established by an Executive Order or an Act of Congress to be kept secret in the interest of national defense, homeland security or foreign policy. This definition includes the following categories of information:

- (1) Protected Critical Infrastructure Information (PCII) as set out in the Critical Infrastructure Information Act of 2002 (Title II, Subtitle B, of the Homeland Security Act, Public Law 107-296, 196 Stat. 2135), as amended, the implementing regulations thereto (Title 6, Code of Federal Regulations, Part 29) as amended, the applicable PCII Procedures Manual, as amended, and any supplementary guidance officially communicated by an authorized official of the Department of Homeland Security (including the PCII Program Manager or his/her designee);
- (2) Sensitive Security Information (SSI), as defined in Title 49, Code of Federal Regulations, Part 1520, as amended, "Policies and Procedures of Safeguarding and Control of SSI," as amended, and any supplementary guidance officially communicated by an authorized official of the Department of Homeland Security (including the Assistant Secretary for the Transportation Security Administration or his/her designee);
- (3) Information designated as "For Official Use Only," which is unclassified information of a sensitive nature and the unauthorized disclosure of which could adversely impact a person's privacy or welfare, the conduct of Federal programs, or other programs or operations essential to the national or homeland security interest; and
- (4) Any information that is designated "sensitive" or subject to other controls, safeguards or protections in accordance with subsequently adopted homeland security information handling procedures.

(b) "Information Technology Resources" include, but are not limited to, computer equipment, networking equipment, telecommunications equipment, cabling, network drives, computer drives, network software, computer software, software programs, intranet sites, and internet sites.

(c) Contractor employees working on this contract must complete such forms as may be necessary for security or other reasons, including the conduct of background investigations to determine suitability. Completed forms shall be submitted as directed by the Contracting Officer. Upon the Contracting Officer's request, the Contractor's employees shall be fingerprinted, or subject to other investigations as required. All contractor employees requiring recurring access to Government facilities or access to sensitive information or IT resources are required to have a favorably adjudicated background investigation prior to commencing work on this contract unless this requirement is waived under Departmental procedures.

(d) The Contracting Officer may require the contractor to prohibit individuals from working on the contract if the government deems their initial or continued employment contrary to the public interest for any reason, including, but not limited to, carelessness, insubordination, incompetence, or security concerns.

(e) Work under this contract may involve access to sensitive information. Therefore, the Contractor shall not disclose, orally or in writing, any sensitive information to any person unless authorized in writing by the Contracting Officer. For those contractor employees authorized access to sensitive information, the contractor shall ensure that these persons receive training concerning the protection and disclosure of sensitive information both during and after contract performance.

(f) The Contractor shall include the substance of this clause in all subcontracts at any tier where the subcontractor may have access to Government facilities, sensitive information, or resources.

(g) Before receiving access to IT resources under this contract the individual must receive a security briefing, which the Contracting Officer's Technical Representative (COTR) will arrange, and complete any nondisclosure agreement furnished by DHS.

(h) The contractor shall have access only to those areas of DHS information technology resources explicitly stated in this contract or approved by the COTR in writing as necessary for performance of the work under this contract. Any attempts by contractor personnel to gain access to any information technology resources not expressly authorized by the statement of work, other terms and conditions in this contract, or as approved in writing by the COTR, is strictly prohibited. In the event of violation of this provision, DHS will take appropriate actions with regard to the contract and the individual(s) involved.

(i) Contractor access to DHS networks from a remote location is a temporary privilege for mutual convenience while the contractor performs business for the DHS Component. It is not a right, a guarantee of access, a condition of the contract, or Government Furnished Equipment (GFE).

(j) Contractor access will be terminated for unauthorized use. The contractor agrees to hold and save DHS harmless from any unauthorized use and agrees not to request additional time or money under the contract for any delays resulting from unauthorized use or access.

(k) Non-U.S. citizens shall not be authorized to access or assist in the development, operation, management or maintenance of Department IT systems under the contract, unless a waiver has been granted by the Head of the Component or designee, with the concurrence of both the Department's Chief Security Officer (CSO) and the Chief Information Officer (CIO) or their designees. Within DHS Headquarters, the waiver may be granted only with the approval of both the CSO and the CIO or their designees. In order for a waiver to be granted:

- (1) The individual must be a legal permanent resident of the U. S. or a citizen of Ireland, Israel, the Republic of the Philippines, or any nation on the Allied Nations List maintained by the Department of State;
 - (2) There must be a compelling reason for using this individual as opposed to a U. S. citizen; and
 - (3) The waiver must be in the best interest of the Government.
- (l) Contractors shall identify in their proposals the names and citizenship of all non-U.S. citizens proposed to work under the contract. Any additions or deletions of non-U.S. citizens after contract award shall also be reported to the contracting officer.

3.13.4 52.204-9 Personal Identity Verification of Contractor Personnel

(a) The Contractor shall comply with agency personal identity verification procedures identified in the contract that implement Homeland Security Presidential Directive-12 (HSPD-12), Office of Management and Budget (OMB) guidance M-05-24 and Federal Information Processing Standards Publication (FIPS PUB) Number 201.

(b) The Contractor shall insert this clause in all subcontracts when the subcontractor is required to have routine physical access to a Federally-controlled facility and/or routine access to a Federally-controlled information system.

3.13.5 Interconnection Security Agreements

Interconnections between DHS and non-DHS IT systems shall be established through controlled interfaces and via approved service providers. The controlled interfaces shall be accredited at the highest security level of information on the network. Connections with other Federal agencies shall be documented based on interagency agreements; memoranda of understanding, service level agreements or interconnect service agreements. Components shall document interconnections with other external networks with an Interconnection Security Agreement (ISA). Interconnections between DHS Components shall require an ISA when there is a difference in the security categorizations for confidentiality, integrity, and availability for the two networks. ISAs shall be signed by both Designated Approval Authority (DAAs) or by the official designated by the DAA to have signatory authority.

3.14 Enterprise Architecture

The contractor shall ensure that the design of its LS NII hardware, systems' software

applications and infrastructure components conform to the Homeland Security (HLS) and Customs and Border Protection (CBP) enterprise architecture (EA), the HLS and CBP technical reference models (TRM), and all HLS and CBP policies and guidelines as promulgated by the Department of Homeland Security (DHS) and CBP Chief Information Officers (CIO), Chief Technology Officers (CTO) and Chief Architects (CA) such as the CBP Information Technology Enterprise Principles and the DHS Service Oriented Architecture - Technical Framework.

The contractor's LS NII systems shall conform to the federal enterprise architecture (FEA) model and the HLS and CBP versions of the FEA model as described in their respective EAs. Models will be submitted using Business Process Modeling Notation (BPMN) for all models. Universal Modeling Language (UML2) may be used for infrastructure only. Data semantics shall be in conformance with the National Information Exchange Model (NIEM). Development solutions will also ensure compliance with the current version of the HLS and CBP target architectures.

Where possible, the contractor shall use HLS/CBP approved products, standards, services, and profiles as reflected by the hardware software, application, and infrastructure components of the HLS/CBP TRM/standards profile. If new hardware, software and infrastructure components are required to develop, test, or implement the program, these products will be coordinated through the HLS and CBP formal technology insertion process which includes a trade study with no less than four alternatives, one of which shall reflect the status quo and one shall reflect multi-agency collaboration. The HLS/CBP TRM/standards profile will be updated as technology insertions are accomplished.

All data assets, information exchanges and data standards, whether adopted or developed, shall be submitted to the DHS Enterprise Data Management Office (EDMO) for review and insertion into the DHS Data Reference Model.

The Contracting Officer (KO), Contracting Officer's Technical Representative (COTR) or Program Manager (PM) will determine the contractor's "need to know" regarding access to CBP HLS EA information and sponsor vendor personnel for a DHS Interactive account to access the HLS EA. The HLS EA is available to all DHS Interactive account holders.

3.15 IPv6

In compliance with OMB mandates, all network hardware provided under the scope of this Statement of Work and associated Task Orders shall be IPv6 compatible without modification, upgrade, or replacement.

3.16 DHS Information Technology Portfolio Alignment

The NII technologies align with the DHS IT Portfolio below:

Screening/Watchlist/Credentialing - Includes all activities that support the tracking and monitoring of travelers, conveyances and cargo crossing U.S. borders, and traffic pattern analysis, database (Federal, State, and Local) linking and querying, and managing status verification and tracking systems. Different investments and systems

may support distinct screening and watchlist activities for people, cargo, and tangible goods. Credentialing encompasses all activities that determine a person's eligibility for a particular license, privilege, or status, from application for the credential through issuance, use, and potential revocation of the issued credential.

3.17 Accessibility Requirements (Section 508 Compliance)

Section 508 of the Rehabilitation Act (29 U.S.C. 794d), as amended by the Workforce Investment Act of 1998 (P.L. 105-220), August 7, 1998, requires that when Federal agencies develop, procure, maintain, or use electronic and information technology, they must ensure that it is accessible to people with disabilities. Federal employees and members of the public who have disabilities must have access to and use of information and services that is comparable to the access and use available to non-disabled Federal employees and members of the public.

No Applicable Technical Standards were determined for this work statement. This acquisition has exceptions to Section 508 that will be applied.

Exceptions for this work statement have been determined by DHS and only the exceptions described herein shall be applied. Any request for additional exceptions shall be sent to the COTR and determination will be made in accordance with DHS MD 4010.2. DHS has identified the following exceptions that may be applied:

36 CFR 1194.3(e) - Fundamental Alteration, applies to the portions of this work statement where the item requires changes to comply with Section 508 and would render the acquired item useless for its intended purpose. After reviewing the business needs for this work statement, the acquired or developed product is meant to provide information through sight, sound and text concurrently in order for a user to interpret collectively. In order to comply with Section 508, supporting the functional performance criteria would render this product useless and thereby fail to support business requirements. DHS has authorized this exception for the imaging system within this work statement. In addition, the training provided was determined to be a simulated effort to the imaging system with the same requirements and is thereby authorized to apply this exception.

36 CFR 1194.3(b) – Incidental to Contract, all EIT that is exclusively owned and used by the contractor to fulfill this work statement does not require compliance with Section 508. This exception does not apply to any EIT deliverable, service or item that will be used by any Federal employee(s) or member(s) of the public. This exception only applies to those contractors assigned to fulfill the obligations of this work statement and for the purposes of this requirement, are not considered members of the public.

36 CFR 1194.3(f) – Back Office, applies to any EIT item that will be located in spaces frequented only by service personnel for maintenance, repair, or occasional monitoring of equipment. This exception does not include remote user interfaces that are accessible outside the enclosed "space".

4.0 INTEGRATED LOGISTICS SUPPORT FOR LARGE SCALE NII SYSTEMS

The CBP Enforcement Technology Program (ETP) will manage the life-cycle requirements (i.e., maintenance, training, property management, etc.) after the NII unit is accepted.

4.1 Configuration Management

The contractor shall implement the Configuration Management Plan with the establishment of a Configuration Control Board (CCB). The contractor shall provide an as-built Configuration Baseline as identified in the attached Data Item Description number A016 with the delivery of each NII configuration. All configuration changes require prior approval of TSB's CCB. Hardware changes beyond Final Configuration Review (FCR) will require prior CBP approval. The contractor shall establish software CCB to review software changes until the delivery of the first NII system. CCB approval shall be required for changes to the software baseline and after the first delivery of a NII system.

4.1.1 Technical Documentation CLIN - 00150

The Technical Documentation shall consist of all documentation used by the Contractor and all Sub-Contractor's in the production of the NII system and any follow-on production or modification. This shall include the Configuration List and any background or supporting documentation used to make design or production decisions. The Technical Documentation Package shall be prepared in accordance with Data Item Description number A017. The manufacturer shall maintain this documentation past the planned life of the NII system. The Government shall have unlimited data rights (FAR 52.227-14) to all data in the Technical Documentation file for the purposes of maintaining the NII system and training NII system operators and Maintenance Technicians. Data initially produced under this contract shall be conveyed to Government free of proprietary claim. Data produced prior to this contract shall be conveyed assigning to the Government and its agent the right to use and copy the material solely for the purpose of repair maintenance and training.

4.1.1.1 Configuration Baseline

The Configuration Baseline is: (1) An agreed-to description of the attributes of a product, at a point in time, which serves as a basis for defining change. (2) An approved and released document, or a set of documents, each of a specific revision; the purpose of which is to provide a defined basis for managing change. (3) The currently approved and released configuration documentation. (4) A released set of files comprising a software version and associated configuration documentation. A Configuration Baseline shall be established and maintained for the NII system by the Contractor. All NII units delivered within a production lot shall be identical and conform to the Configuration Baseline. The Configuration Baseline shall be incorporated into the Technical Documentation and maintained by the Contractor during the term of the contract. The Government shall have unlimited data rights (FAR 52.227-14) to all Configuration Baseline documentation for the purposes of maintaining the NII system.

Data initially produced under this contract shall be conveyed to Government free of proprietary claim. Data produced prior to this contract shall be conveyed assigning to the Government and its agent the right to use and copy the material solely for the purpose of repair maintenance and training.

4.1.2 Management of the Technical Documentation

The Contractor shall maintain a Technical Documentation file at the contractor's point of manufacture, which contains all relevant data for the design and production of the NII system produced under this contract. Management of this data shall be in accordance with the CBP Configuration Management Plan.

4.1.3 Engineering Change Proposals (ECPs)

The Contractor is encouraged to pursue continuous improvements to the delivered product, particularly in the areas of enhancements, cost and reliability. Engineering Change Proposals (ECPs) are provided for within this contract and their use is strongly supported. ECPs are proposals to enhance the value of the finished goods or services to the Government or reduce the cost of the good or services. All ECPs submitted shall be incorporated into the Technical Documentation package. ECPs that are approved shall be incorporated into the Configuration Baseline. All ECPs shall be submitted in accordance with the Engineering Changes clause of this contract. ECPs will be processed in accordance with CBP's Configuration Management Plan.

4.1.4 Interchange ability

Components with identical functions shall be interchangeable to the greatest extent practical. Components with identical functions in existing CBP systems are desired to be interchangeable. Components with non-identical functions shall not be, or appear to be, interchangeable.

4.1.5 Accessibility

All systems or components that are serviced as part of periodic maintenance shall be readily accessible for service and inspection. To the greatest extent practicable, the removal or the physical movement of components unrelated to the specific maintenance and/or repair tasks involved shall be minimized. The measured time that is required to gain access to a component shall be inversely proportional to the frequency of the maintenance and repair of that component.

4.2 Spares

Spares, repair parts and supplies for the ongoing operational and maintenance support will be provided under separate maintenance contract.

5.0 DOCUMENTATION DELIVERABLES

DIDs are provided for all documentation deliverables as an attachment. All materials prepared for this SOW shall be in accordance with CBP approved contractor format. Any changes or updates to previously provided data, if required, shall be delivered as "change pages" to existing documents. The contractor as required shall provide the following documentation and/or documentation updates:

<u>DID</u>	<u>TITLE</u>
A001	Project Management Plan
A002	Reliability Prediction Report
A003	Extreme Environment Maintenance
A004	Hazardous Materials List
A005	Equipment Installation Data Package
A006	Monthly Progress Report
A007	Operator Training
A008	System User's Manual
A009	Maintenance/Service Manual
A010	Vendor Technical Documentation
A011	Failure and Error Report
A012	Quality Assurance Plan
A013	Acceptance Test Plan
A014	Calibration Maintenance Requirement Report
A015	Radiological Survey Report
A016	Configuration List
A017	Technical Documentation Package
A018	Certified (As-Built) construction drawings
A019	Construction Manager's Log

(Formerly RFP HSBP1005R0376, Amended Attachment 2)

DATA ITEM DESCRIPTION	
1. TITLE: PROJECT MANAGEMENT PLAN	2. IDENTIFICATION NO(s): A001
3. DESCRIPTION/PURPOSE: To provide details of the Contractor's program management organizational structure and to identify program management systems, responsibilities and authority of senior management staff.	4. APPROVAL DATE:
	5. OFFICE OF PRIMARY RESPONSIBILITY: USCBP ITB
	6. OFFICE OF COLLATERAL RESPONSIBILITY:
7. APPLICATION/INTERRELATIONSHIP:	8. APPROVAL LIMITATIONS:
	9. REFERENCES (MANDATORY AS CITED IN BLOCK 10)
<p>10. PREPARATION INSTRUCTIONS: The following information shall be provided in contractor format:</p> <ul style="list-style-type: none"> a. Organizational charts depicting the role and relationships of senior program management staff b. Duty statements for senior program management staff identifying program responsibilities and authority c. Identify program manager for this effort d. Milestone schedule highlighting all design, manufacturing, installation, testing, and training requirements as they affect the contractor's ability to complete the project <p>The Project Management Plan shall be delivered as part of the contractor's proposal. The Project Management Plan shall be updated, annually or more often if required, during the course of the contract.</p>	

(Formerly RFP HSBP1005R0376, Amended Attachment 2)

Deliverables:

1. First submission - with proposal
2. Updates - Required whenever information contained in the Project Management Plan changes or annually

(Formerly RFP HSBP1005R0376, Amended Attachment 2)

DATA ITEM DESCRIPTION	
1. TITLE: RELIABILITY PREDICTION REPORT	2. IDENTIFICATION NO(s): A002
3. DESCRIPTION/PURPOSE: The Contractor shall perform reliability predictions for the NII equipment. The prediction shall assume a constant failure rate for parts. For parts where no failure rate is available, a failure rate shall be estimated and the basis for the estimation shall be stated. The environmental factors shall be for fixed and mobile ground equipment. The external ambient temperatures utilized in the reliability prediction shall be based upon the upper and lower operating temperatures of the NII system.	4. APPROVAL DATE:
	5. OFFICE OF PRIMARY RESPONSIBILITY: USCBP ITB
	6. OFFICE OF COLLATERAL RESPONSIBILITY:
7. APPLICATION/INTERRELATIONSHIP: These Reliability Predictions will be matched to Measured Reliability during the Warranty Period.	8. APPROVAL LIMITATIONS:
	9. REFERENCES (MANDATORY AS CITED IN BLOCK 10)
10. PREPARATION INSTRUCTIONS: The following information shall be provided in contractor format: The Contractor shall submit a reliability prediction report. The Contractor shall identify reliability critical items. A Critical Item is an identified weak link in a system, has an adverse impact on failures of the system performing its mission, creates potential safety problems, or contributes to other areas of high risk to overall system reliability. The Contractor shall classify all NII items as critical if one or more of the following conditions are satisfied: <ul style="list-style-type: none"> f. Item represents a significant new development or application. g. Item has critical failure modes. h. Item has history indicating need for improvement. A Preplanned Product Improvement Plan (PPIP) shall be developed and provided by the Contractor for any item with a history of needing improvement. 	

(Formerly RFP HSBP1005R0376, Amended Attachment 2)

- i. Item has known operating life, limited shelf life, or environmental sensitivity (e.g., vibration, thermal, etc.) that warrants controlled surveillance.
- j. Item whose failure can result in the failure of the system and which is not compensated by redundancy or alternate operational procedures.

The Contractor shall provide information on critical items, which shall include as a minimum:

- d. Procedures for the procurement of critical items.
- e. Criteria and procedures for the design and redesign of critical items
- f. Procedures for controlling and monitoring of critical items after manufacture (e.g., date coding, traceability, assembly techniques, test requirements, acceptance test requirements, control of sub-contractors' and manufacturers' controls, in-process controls, special handling, and storage requirements).

The Contractor shall identify and discuss all aspects of the prime item's reliability features and characteristics.

Deliverables:

1. First submission – Included with proposal.
2. Review – Government has 120 days to review and comment.
3. Final - Due 60 days after receipt of comments.
4. Updates - shall be provided as changes are made to the design/configuration affecting system operation.
5. 6 copies to be delivered
3 to ITB, USCBP, Washington, DC
3 to ETP, USCBP, Lorton, VA

(Formerly RFP HSBP1005R0376, Amended Attachment 2)

DATA ITEM DESCRIPTION	
1. TITLE: EXTREME ENVIRONMENT MAINTENANCE	2. IDENTIFICATION NO(s): A003
3. DESCRIPTION/PURPOSE: This data item shall describe any changes to operation, storage and/or maintenance required be extremely hot of cold temperatures. Operating and storage temperature ranges shall be provided "as delivered". Operating and storage temperature ranges shall be provided for all known special handling and/or materials, such as fluids.	4. APPROVAL DATE:
	5. OFFICE OF PRIMARY RESPONSIBILITY: USCBP ITB
	6. OFFICE OF COLLATERAL RESPONSIBILITY:
7. APPLICATION/INTERRELATIONSHIP: this data item will describe how the NII is stored, operated and/or maintained in extreme climates.	8. APPROVAL LIMITATIONS:
	9. REFERENCES (MANDATORY AS CITED IN BLOCK 10)
10. PREPARATION INSTRUCTIONS: The following information shall be provided in contractor format: The Contractor shall identify all environmental conditions within the required operating environment considered extreme. The Contractor shall identify all extreme environmental maintenance tasks required for the operation of the NII systems in extreme environments. The list of tasks shall include MTTR, parts, components, procedures and systems, and they shall be provided in the Maintenance Manual. The list shall be maintained in the Documentation Package for the NII device throughout its life.	
<u>Deliverables:</u>	
1. First submission - 30 days prior to first acceptance test.	
2. Review – Government has 120 days to review and comment.	

(Formerly RFP HSBP1005R0376, Amended Attachment 2)

3. Final - Due 60 days after receipt of comments.
4. Updates - shall be provided as changes are made to the design/configuration affecting system operation.
5. 6 copies to be delivered
3 to ITB, USCBP, Washington, DC
3 to ETP, USCBP, Lorton, VA

(Formerly RFP HSBP1005R0376, Amended Attachment 2)

DATA ITEM DESCRIPTION	
1. TITLE: HAZARDOUS MATERIALS LIST	2. IDENTIFICATION NO(s): A004
3. DESCRIPTION/PURPOSE: Provides a list of all hazardous materials that may be encountered during the storage, operation and/or maintenance of the NII.	4. APPROVAL DATE:
	5. OFFICE OF PRIMARY RESPONSIBILITY: USCBP ITB
	6. OFFICE OF COLLATERAL RESPONSIBILITY:
7. APPLICATION/INTERRELATIONSHIP: The Hazardous Materials List is used to identify special handling requirements of materials that may be encountered during the storage, operation and/or maintenance of the NII.	8. APPROVAL LIMITATIONS:
	9. REFERENCES (MANDATORY AS CITED IN BLOCK 10)
10. PREPARATION INSTRUCTIONS: The following information shall be provided in contractor format: The Contractor shall identify all Hazardous Materials in all maintenance tasks in the Maintenance Manual. The list shall include the material description, quantity of the material, disposal instructions, exposure risks, symptoms and treatments. The list shall be maintained in the Documentation Package for the NII device throughout its life.	
<u>Deliverables:</u>	
1. First submission - 30 days prior to first acceptance test. 2. Review – Government has 120 days to review and comment. 3. Final - Due 60 days after receipt of comments.	

(Formerly RFP HSBP1005R0376, Amended Attachment 2)

4. Updates - shall be provided as changes are made to the design/configuration affecting system operation.
5. 6 copies to be delivered
3 to ITB, USCBP, Washington, DC
3 to ETP, USCBP, Lorton, VA

(Formerly RFP HSBP1005R0376, Amended Attachment 2)

DATA ITEM DESCRIPTION	
1. TITLE: EQUIPMENT INSTALLATION DATA	2. IDENTIFICATION NO(s): A005
3. DESCRIPTION/PURPOSE: To provide design criteria required to install and use the equipment, temporarily or permanently, in existing or planned facilities. Data includes servicing (utilities), space, mounting, environmental, special facility, and safety requirements relating to a typical system installation.	4. APPROVAL DATE:
	5. OFFICE OF PRIMARY RESPONSIBILITY: USCBP ITB
	6. OFFICE OF COLLATERAL RESPONSIBILITY:
7. APPLICATION/INTERRELATIONSHIP: The Equipment Installation Data establishes the basic design criteria required to modify/design facilities to accommodate the new equipment. It is used during site surveys as the baseline with which unique site conditions are identified which may alter the basic design criteria.	8. APPROVAL LIMITATIONS:
	9. REFERENCES (MANDATORY AS CITED IN BLOCK 10)
10. PREPARATION INSTRUCTIONS: The following information shall be provided in drawing format with dimensions shown on the drawing and other information provided in a table format and shall become the property of the USCBP. As a minimum, the data shall contain and be shown under the following headings. a. Physical Properties: Dimensions for storage and operating conditions (length, width, height, position of article under test to equipment, etc.), weight (total and footprint), and approximate center of gravity, turning diagrams (45, 90 and 100 degree turns) with shield up and down, pavement loading profile from surface to sub-grade, surface slopes (longitudinal and lateral) and roughness. b. Space Demands: Operator, maintenance, access, peculiar to the article under test, relation to other stations or associated equipment, minimum and maximum separation permitted between related stations, storage for ancillary	

(Formerly RFP HSBP1005R0376, Amended Attachment 2)

- equipment or hazardous material, and hazard zones (noise, radiation, etc.).
- c. Mounting Details: Plates, hole sizes, locating dimensions, fastener sizes and types, welding, foundations (vibration, isolation, etc.), sequence of installation, grounding, special tools, one-time use equipment (if required), interface mountings and mating information.
 - d. Servicing Needs: Hydraulic (fluid type, pressure, flow rate, temperature, hoses and fittings), water (pressure, flow, volume, temperature, purity and fittings), steam (pressure, flow, volume and temperature), air/vacuum (pressure, flow, volume, temperature, purity, and vapor limitations), gas (pressure, flow, volume and temperature), fuel (type and per hour usage), electric - a.c. (voltage, frequency, phase, KVA or volt amperes, 3/4 wire Y/delta connection, steady state voltage, transient voltage limitations, voltage modulation, wattage, power factor, cable length limitations,): electric - d.c. (voltage, voltage limits, amperage), communications (type - telephone (land or cellular), number of circuits, number of dedicated circuits, etc..
 - e. Heat dissipation of equipment.
 - f. Special facility requirements: (example: material security safes/vaults , radiation shields, sound attenuation, hazardous material storage, etc.)
 - g. Installation wiring diagram (if applicable).
 - h. Environmental conditions: (examples: HVAC requirements, computer cooling during winter heating, etc.).
 - i. Safety provisions: provisions and equipment necessary to protect personnel and equipment during operations and maintenance.
 - j. Safety provisions: provisions and equipment necessary to protect personnel and equipment during operations and maintenance.

Deliverables:

1. First submission - The contractor shall deliver one set of drawings and tables not later than 30 days after award of the contract.
2. Review - USCBP has 45 days to review and comment.
3. Final - 45 days after receipt of comments.
4. Updates - Contractor shall provide new drawings and tables if any changes are made to the system design/configuration, which changes the equipment installation criteria.
5. (2) sets of reproducible drawings and tables (size not to exceed 11"x17") and 2 copies in electronic media (mutually agreed format) to ITB, USCBP, Washington, D.C.
(1) set of reproducible drawings and tables (size not to exceed 11"x17") and 1 copy in electronic media (mutually agreed format) to NEEMR, USCBP, Lorton, VA

(Formerly RFP HSBP1005R0376, Amended Attachment 2)

DATA ITEM DESCRIPTION	
1. TITLE: MONTHLY PROGRESS REPORT	2. IDENTIFICATION NO(s): A006
3. DESCRIPTION/PURPOSE: To apprise the USCBP ITB of current events, progress to date, program hazards and action items pending.	4. APPROVAL DATE:
	5. OFFICE OF PRIMARY RESPONSIBILITY: USCBP ITB
	6. OFFICE OF COLLATERAL RESPONSIBILITY:
7. APPLICATION/INTERRELATIONSHIP:	8. APPROVAL LIMITATIONS:
	9. REFERENCES (MANDATORY AS CITED IN BLOCK 10)
<p>10. PREPARATION INSTRUCTIONS:</p> <p>The contractor shall prepare and submit monthly progress reports detailing efforts completed during the reporting period (calendar month), percent of overall completion, estimated time to completion, and problems encountered with associated risk. The report period closes on the last calendar day of the month and is due on the 10th working day of the succeeding month. As a minimum, the report shall contain the following:</p> <ul style="list-style-type: none"> • Activity Summary • Major Milestones • Open Action Items • Program Hazards • Man-hours to schedule performance • Major activities next month • Cost data (quarterly) <p>This report shall be prepared in a narrative format suitable for reproduction.</p>	

LS-NII Contract

Attachment 2

(Formerly RFP HSBP1005R0376, Amended Attachment 2)

Deliverables:

1. First submission - 10th working day of the month after contract is let.
2. USCBP has 30 days to approve format.
3. Updates - Every month on the 10th working day.
4. 6 copies to be delivered
3 to ITB, USCBP, Washington, DC
3 to ETP, USCBP, Lorton, VA

(Formerly RFP HSBP1005R0376, Amended Attachment 2)

DATA ITEM DESCRIPTION	
1. TITLE: OPERATORS TRAINING MATERIALS	2. IDENTIFICATION NO(s): A007
3. DESCRIPTION/PURPOSE: The Training materials shall be designed to administer operator training to facilitate system operation and care. An operator training video shall augment operator training. In addition, a Train-the-Trainer program shall be delivered to CBP and its approved contract trainers that will certify them as qualified to instruct on the piece of equipment.	4. APPROVAL DATE:
	5. OFFICE OF PRIMARY RESPONSIBILITY: USCBP Interdiction Technology Branch (ITB)
	6. OFFICE OF COLLATERAL RESPONSIBILITY:
7. APPLICATION/INTERRELATIONSHIP: Any and all raining materials will be used for initial training as well as for follow-on performance and future new operator (attrition) training.	8. APPROVAL LIMITATIONS:
	9. REFERENCES (MANDATORY AS CITED IN BLOCK 10)
10. PREPARATION INSTRUCTIONS: The training material shall include, but not be limited to the following items: Training Plan Outline, Instructor Guide, Student Guide, and Operator Training Video. The Training Plan outline shall be prepared in a Government approved narrative format suitable for reproduction. The operator training materials shall address familiarization with the equipment overall, operation and care of the system, system and radiation safety, normal and emergency systems operation, transporter handling, routine servicing, operator console operations with display recognition as well as image manipulation, interpretation and saving.	

(Formerly RFP HSBP1005R0376, Amended Attachment 2)

Training Plan Outline shall contain the following items: Training Objective, Outline of Course Content, Class Schedule and Duration of training in days and hours for each subject, Training Facilities Required, Prerequisites of students, and List of training devices/aids/equipment needed to support each course.

Instructor Guide shall provide detailed course technical data and information to assist the instructor in the presentation of each individual lesson included in the course. The guide is used to organize the instructor's presentation and to insure that all required topics, subtopics and related reference materials are included in the presentation of the course. The guide shall contain the following items:

- Time allotted for completion of the individual lessons in hours for classroom and practical application.
- List of all Instructional Aids (equipment and audio visual aids) necessary to conduct the lesson.
- Objective describing the behavioral actions desired, the performance conditions, and the attainment standard expected of the student upon completion of the each lesson.
- Instruction covering the planned lesson discussion content in sufficient detail to be used as the instructor's primary teaching document. The lesson material shall be presented in sufficient detail to insure thorough and complete coverage of the objective. All diagrams, text materials, audio visual aids, and other materials to be used in the presentation shall be identified adjacent to each point where they are to be utilized, for each time their utilization is planned.
- Applications causing each student to apply the lesson information to solve one or more realistic problems. This may require either mental or physical student activity; however, effort shall be made to provide for physical activity.
- Learning Measurement Tool shall be designed to check student progress and determine the extent to which the student has accomplished the objectives. This shall be done by a list of thought-provoking questions or tasks with answers covering the objectives.
- List of Instructor Activity shall be structured to enable the instructor to maintain maximum student interest and participation, adequately measure student comprehension of the subject, and provide planned summaries at strategic points within the presentation.

Student Guide is composed of a series of instruction sheets which collectively provide the student with the objectives and self help materials such as reading assignments, study questions, problems, practical application job steps, self-test items, diagram sheets and other supplementary information to assist in achieving the

(Formerly RFP HSBP1005R0376, Amended Attachment 2)

objectives of the course. The guide shall correlate with the training course/curriculum outlines and related instructor's guide. The following elements shall be included:

- Information Sheets shall consist of narrative descriptions, diagrams, sketches, charts, graphs, pictures and other audiovisual material as necessary for student reference to support the information presented in the course. They may be excerpts from other documents not readily available to the students or original material prepared by the contractor. However, system technical manual information shall not be extracted unless changes are required in the material to make it more readily adaptable to the course presentation. Pictures that show previous development configurations, installations or operation and maintenance practices that are not readily demonstrated in the classroom or training area may be prepared as student information sheets when necessary to enhance the course presentations. A paper reproduction of each audiovisual aid used in the course shall be included in the student information sheets regardless of their inclusion in other documentation.
- Assignment Sheets shall contain the following parts:
 - Introduction includes statement of purpose and scope of assignment.
 - Objective to be accomplished by the student through completion of the assignment.
 - Study assignment includes specific study instructions, identifying paragraphs, pages and publications. If there is a best sequence to study scattered portions of the text, this sequence shall be provided.
 - Study questions are thought-provoking questions relative to the assignments. Questions should require mental decisions similar to those the student would make while working with the equipment.
- Job Sheets shall contain the following:
 - Introduction – a brief statement of purpose, scope, and value of the job sheet, and suggested completion time.
 - Objective
 - References
 - Equipment and materials listing
 - Job steps detailing procedures for performing assigned tasks on the system/equipment. If the job steps contained in the technical documentation are sufficiently detailed, reference shall be made to the applicable section/page.
 - Precautions for personnel or equipment safety or misleading conclusions.
 - Self-test items including thought-provoking questions on the performance of the job sheets. These items are to be designed as “open book” test.
 - Student Workbook shall provide the student a means of applying principles learned during classroom instruction without requiring the use of actual

(Formerly RFP HSBP1005R0376, Amended Attachment 2)

equipment. It shall be separately bound. All activity types shall be represented at least once in the workbook.

- Diagram Sheets may range from full-blown foldout schematics and block diagrams, or flowcharts, to simple sketches or graphs. These sheets are for use during class and for follow-up review and study. These sheets shall record information such as waveforms, adjustments, purpose and function.

These handbooks, documentation, manuals, etc. shall become the property of the individual student for further on-the-job skill development after the training program.

Training Model:

Day 1 Radiation Safety	Day 2 Classroom and Hands-On	Day 3 Classroom and Hands-On	Day 4 Classroom and Hands-On	Day 5 Classroom and Hands-On
Day 6 Reinforcement / Live Stream of Commerce	Day 7 Reinforcement / Live Stream of Commerce	Day 8 Reinforcement / Live Stream of Commerce	Day 9 Reinforcement / Live Stream of Commerce	Day 10 Reinforcement / Live Stream of Commerce

Radiation Safety:

To be conducted by CBP or its approved contractor personnel

Classroom and Hands-On

2 instructors and 12 students

Includes:

- Sixteen (16) hours of image analysis, including 1 hour focused on Weapons of Mass Effect (WME)
 - This material shall **not** be available as a leave-behind for student participants
 - This material shall **not** be retained or used by the contractor for any purpose whatsoever
- One (1) hour Core Messages delivered by CBP or its approved contract personnel
- One (1) hour of NII Reporting delivered by CBP or its approved contract personnel

(Formerly RFP HSBP1005R0376, Amended Attachment 2)

Reinforcement and Live Stream of Commerce:

2 instructors and 6 students (2, 5-day sessions)

- While not the norm, it may be required for the contractor trainers to conduct both reinforcement sessions over the course of one week using double shifts. In addition, every attempt will be made to schedule the two weeks of reinforcement training using back-to-back weeks, however, the contractor should be prepared to support two weeks of reinforcement training that are not serial in nature.

Includes:

- Personal Qualification Standard (PQS) checklist designed for instructor sign-off that students have successfully demonstrated image analysis and mechanics skills

Deliverables:

Products developed under prior contract with the United States Customs Service shall be used to the maximum extent possible and be written to conform to the requirements of the CBP Office of Training and Development standards. All deliverables shall be conveyed free of trademark and proprietary claim by the Contractor, and with the unlimited right of alteration, reproduction and/or distribution within the Government.

Deliverables created through the use of word processing and graphic software programs shall utilize the Microsoft Office Suite of products.

Legitimate copies of the system viewer tool in quantities sufficient to support the training mode. The image viewer software shall present the operator with responses to inputs identical to the responses provided by the operational system. Image viewer software shall operate when loaded on workstation or laptops presently in use by CBP.

Training Materials Delivery Schedule:

1a. First submission of training materials - 60 days ARO

1b. First submission of operator training video and script - Script 30 days ARO;
Video 60 days ARO

(Formerly RFP HSBP1005R0376, Amended Attachment 2)

- 2a. Review of all training materials– Government has 10 days to review and comment on all reviews
 - 2.a.1 BETA - 60 Days prior to delivery of first system
 - 2.a.2 Pilot - at delivery of first system
 - 2.a.3 Production 30 days after Pilot
 - 2.a.4 Final - training materials and associated documentation due 90 days after Pilot.
 - 2.a.5 T- 3 Course – NLT 90 days after Pilot
- 3. Updates - Shall be provided whenever system design changes effect training as part of an Engineering Change Procedure as required under the instant contract.
- 4a. 6 copies of training materials and associated documentation to be delivered
 - 3 to ITB, USCBP, Washington, DC
 - 3 to ETP, USCBP, Lorton, VA
- 4b. (10) VHS copies and (1) master (BETACAM SX or SP format) video tape
1 VHS copy to be included with each delivery at the conclusion of operator training. Remaining copies (after all planned training is complete) to be sent to ETP, USCBP, Lorton, VA. Master video tape to be sent to ETP, USCBP, Lorton, VA

(Formerly RFP HSBP1005R0376, Amended Attachment 2)

DATA ITEM DESCRIPTION	
1. TITLE: SYSTEM USERS' MANUAL	2. IDENTIFICATION NO(s): A008
3. DESCRIPTION/PURPOSE: The System Users' Manual shall contain an overview of the system and step-by-step procedures for all normal and emergency procedures. The manual will be used to provide CBP Operators a detailed understanding of equipment operation.	4. APPROVAL DATE:
	5. OFFICE OF PRIMARY RESPONSIBILITY: USCBP ITB
	6. OFFICE OF COLLATERAL RESPONSIBILITY:
7. APPLICATION/INTERRELATIONSHIP: The manual will be used as the primary reference guide for CBP Operators.	8. APPROVAL LIMITATIONS:
	9. REFERENCES (MANDATORY AS CITED IN BLOCK 10)
10. PREPARATION INSTRUCTIONS: The contractor shall provide updated System Users' Manual, as required, The System Users' Manual may be separated into an Operator's Manual and a Software User Guide. The manual shall contain the following: <ul style="list-style-type: none"> • Safety Precautions • Duties and responsibilities of personnel required to operate the system. • Concept of Operations. • System description at both the component and system level. • System Operating Procedures to include Start Up, Scanning, Image Analysis, and Shut Down. • Required Daily, Weekly, and Monthly inspections. • Troubleshooting procedures. <p>Drawings or diagrams shall be included to demonstrate instructions and to show</p>	

(Formerly RFP HSBP1005R0376, Amended Attachment 2)

where items are located as necessary. All instructions shall be written so a non-technically trained person can clearly understand the material.

Deliverables:

1. First submission - 60 days prior to first acceptance test.
2. Review – Government has 60 days to review and comment.
3. Final - Due 30 days after receipt of comments.
4. Updates - shall be provided as changes are made to the design/configuration affecting system operation.
5. 6 copies, both electronic and hard copy are to be delivered.
3 to ITB, USCBP, Washington, DC
3 to ETP, USCBP, Lorton, VA

(Formerly RFP HSBP1005R0376, Amended Attachment 2)

DATA ITEM DESCRIPTION	
1. TITLE: MAINTENANCE/SERVICE MANUAL	2. IDENTIFICATION NO(s): A009
3. DESCRIPTION/PURPOSE: The manual shall contain the procedures and steps necessary for an experienced technician with journeyman level skills to maintain the NII System and the contractor provided system and sub-system equipment.	4. APPROVAL DATE:
	5. OFFICE OF PRIMARY RESPONSIBILITY: USCBP ITB
	6. OFFICE OF COLLATERAL RESPONSIBILITY:
7. APPLICATION/INTERRELATIONSHIP: The manual will be used as the primary reference for system maintenance technicians.	8. APPROVAL LIMITATIONS:
	9. REFERENCES (MANDATORY AS CITED IN BLOCK 10)
10. PREPARATION INSTRUCTIONS: The contractor shall provide a Maintenance/Service Manual or Manuals containing the following: <ul style="list-style-type: none"> • Illustrated Parts Breakdown • Routine Maintenance Check Lists • Service Requirements • Periodic Maintenance Schedule • Alignment Procedures • Troubleshooting and Fault Isolation Procedures down to the component, module, or lowest replaceable piece part as determined by maintenance planning analysis • Removal and Replacement down to the level as determined by maintenance planning analysis • Safety Precautions • Calibration Requirements and Procedures • Tools and Test Equipment Lists – Include specification sheets on equipment • Tools and Test Equipment List for the Support Equipment - include Specification Sheets on the equipment 	

(Formerly RFP HSBP1005R0376, Amended Attachment 2)

The manual shall include exploded or other appropriate drawings so that the contractor's numbering can identify parts. Vendor parts not modified shall also list the vendor and original vendors part number.

Deliverables:

1. First submission – 90 days prior to expiration of first system warranty.
2. Review – Government has 120 days to review and comment.
3. Final - due 45 days after receipt of comments.
4. Updates - Shall be provided as changes are made to the design/configuration affecting system maintenance.
5. 6 copies to be delivered
3 to ITB, USCBP, Washington, DC
3 to ETP, USCBP, Lorton, VA

(Formerly RFP HSBP1005R0376, Amended Attachment 2)

DATA ITEM DESCRIPTION	
1. TITLE: VENDOR TECHNICAL DOCUMENTATION	2. IDENTIFICATION NO(s): A010
3. DESCRIPTION/PURPOSE: Provide the Government with all vendor technical manuals that pertain to the item.	4. APPROVAL DATE:
	5. OFFICE OF PRIMARY RESPONSIBILITY: USCBP ITB
	6. OFFICE OF COLLATERAL RESPONSIBILITY:
7. APPLICATION/INTERRELATIONSHIP: Assist Government designated technicians in performance of their duties.	8. APPROVAL LIMITATIONS:
	9. REFERENCES (MANDATORY AS CITED IN BLOCK 10)
10. PREPARATION INSTRUCTIONS: The contractor shall provide, in vendor's format, any Vendors Technical Manuals that pertain to maintenance support of the vendor item.	
<u>Deliverables:</u> 1. First submission - 90 days prior to expiration of first system warranty. 2. Updates - To be provided whenever the design/vendor changes. 5. 6 copies to be delivered 3 to ITB, USCBP, Washington, DC 3 to ETP, USCBP, Lorton, VA	

(Formerly RFP HSBP1005R0376, Amended Attachment 2)

DATA ITEM DESCRIPTION

<p>1. TITLE: FAILURE AND ERROR REPORT</p>	<p>2. IDENTIFICATION NO(s): A011</p>
<p>3. DESCRIPTION/PURPOSE:</p> <p>This report shall describe the maintenance actions performed on each the NII imaging System and its associated support systems throughout the warranty period.</p>	<p>4. APPROVAL DATE:</p>
	<p>5. OFFICE OF PRIMARY RESPONSIBILITY: USCBP ITB</p>
	<p>6. OFFICE OF COLLATERAL RESPONSIBILITY:</p>
<p>7. APPLICATION/INTERRELATIONSHIP:</p> <p>This failure information will be used to update failure forecasting considered in the analytical support of the maintenance planning effort.</p>	<p>8. APPROVAL LIMITATIONS:</p>
	<p>9. REFERENCES (MANDATORY AS CITED IN BLOCK 10)</p>

10. PREPARATION INSTRUCTIONS: This report shall be prepared in a USCBP ITB approved contractor's narrative format.

The contractor shall prepare and submit failure and error reports summarizing all maintenance actions (corrective and scheduled) listed by NII system serial number occurring during system warranties. Each entry shall be complete with: narrative description of operational activities prior to failure or failure indication with the date and recounting of the observed failure; shutdown cause if shutdown; corrective action/actions taken; serial and part numbers of items repaired or replaced plus costs (parts and labor costing separately); hour meter reading; date repairs were completed; the NII systems homeport and actual maintenance (hands on) time the repair action required. The report shall be compiled and submitted on a monthly basis to include each system after system acceptance during its warranty period.

(Formerly RFP HSBP1005R0376, Amended Attachment 2)

Deliverables:

1. First submissions - Shall be monthly by the 10th working day of the month.
2. Review – Government has 30 days to review and comment on format.
3. Updates - Shall be provided monthly until all warranties have expired.
4. 6 copies to be delivered
 - 3 to ITB, USCBP, Washington, DC
 - 3 to ETP, USCBP, Lorton, VA

(Formerly RFP HSBP1005R0376, Amended Attachment 2)

DATA ITEM DESCRIPTION	
1. TITLE: QUALITY ASSURANCE PLAN	2. IDENTIFICATION NO(s): A012
3. DESCRIPTION/PURPOSE: To provide details of the Contractor's Quality Assurance Plan.	4. APPROVAL DATE:
	5. OFFICE OF PRIMARY RESPONSIBILITY: USCBP ITB
	6. OFFICE OF COLLATERAL RESPONSIBILITY:
7. APPLICATION/INTERRELATIONSHIP: The Quality Assurance Plan describes how quality is maintained.	8. APPROVAL LIMITATIONS:
	9. REFERENCES (MANDATORY AS CITED IN BLOCK 10)
10. PREPARATION INSTRUCTIONS: The following information shall be provided in contractor format: <ul style="list-style-type: none"> a. Organizational charts depicting the role and relationships of QA staff e. Test procedures used in the QA process f. Identify acceptable range for data collected from testing g. Identify procedures to correct QA problems The Quality Assurance Plan shall be delivered as part of the contractor's proposal. The Quality Assurance Plan shall be updated, annually or more often if required, during the course of the contract.	
<u>Deliverables:</u> <ul style="list-style-type: none"> 1. First submission - with proposal 2. Updates - Required whenever information contained in the Project Management Plan changes or annually 	

(Formerly RFP HSBP1005R0376, Amended Attachment 2)

DATA ITEM DESCRIPTION	
1. TITLE: ACCEPTANCE TEST PLAN (ATP)	2. IDENTIFICATION NO(s): A013
3. DESCRIPTION/PURPOSE: The ATP details the required tests that the contractor shall be required to perform to successfully complete the production and quality assurance phases of development and production. It shall be written in sufficient detail so that the government can be assured that when the system is ready for government acceptance testing, it has in fact met all SOW and contract delivery requirements.	4. APPROVAL DATE:
	5. OFFICE OF PRIMARY RESPONSIBILITY: USCBP ITB
	6. OFFICE OF COLLATERAL RESPONSIBILITY:
7. APPLICATION/INTERRELATIONSHIP: The ATP will be utilized to establish testing guidelines and support requirements needed for the conduct of the test program.	8. APPROVAL LIMITATIONS:
	9. REFERENCES (MANDATORY AS CITED IN BLOCK 10)
10. PREPARATION INSTRUCTIONS: The ATP shall address power up, normal operation, emergency operation, normal power down, and emergency shut down procedures along with the procedures and schedules necessary to define and control all testing activities. Subordinated plans may be used to amplify the details associated with particular functions, test locations, or test phases. Subordinate documents and forms used to implement or accomplish the test program as well as documents and forms used to record results of testing shall be included as part of the plan. This plan will present the details necessary to define each segment of the program. The ATP shall identify each element of the system, the requirements for the elements, the means/facilities to be used to demonstrate or verify the performance or completion, and the pass/fail criteria and review actions required completing the test of a particular element. Modifications to the ATP for the individual sites may be delivered in the form of update pages to the original document.	

(Formerly RFP HSBP1005R0376, Amended Attachment 2)

Deliverables:

1. First submission - 60 days prior to any testing.
2. Review - USCBP has 30 days to review and comment.
3. Final - 5 working days prior to start of testing.
4. Updates - Required whenever changes are necessary.
5. 6 copies, both electronic and hard copy shall be delivered
3 to ITB, USCBP, Washington, DC
3 to ETP, USCBP, Lorton, VA

(Formerly RFP HSBP1005R0376, Amended Attachment 2)

DATA ITEM DESCRIPTION	
1. TITLE: CALIBRATION MAINTENANCE REQUIREMENT REPORT	2. IDENTIFICATION NO(s): A014
3. DESCRIPTION/PURPOSE: Clear instructions describing calibration and settings. Manufacturer's recommended interval for inspections, tests, calibrations and adjustments. To be used by trained personnel in accomplishing the requirements.	4. APPROVAL DATE:
	5. OFFICE OF PRIMARY RESPONSIBILITY: USCBP ITB
	6. OFFICE OF COLLATERAL RESPONSIBILITY:
7. APPLICATION/INTERRELATIONSHIP: To provide instruction for specific CBP personnel designated to adjust NII equipment or units. Calculate cost associated with calibration requirements.	8. APPROVAL LIMITATIONS:
	9. REFERENCES (MANDATORY AS CITED IN BLOCK 10)
10. PREPARATION INSTRUCTIONS: This document shall be prepared in a contractor's format and on the vendor's letterhead. Three (3) copies shall be delivered with the first delivery of NII systems. Identify and provide data including price and vendor for the standard calibration source. These instructions will be stand-alone documents that can be used by a CBP technician in the National Enforcement Equipment Maintenance and Repair Program (NEEMR). Any equipment required to accomplish these requirements shall be initially provided to CBP NEEMR by the Contractor	

(Formerly RFP HSBP1005R0376, Amended Attachment 2)

DATA ITEM DESCRIPTION	
1. TITLE: RADIOLOGICAL SURVEY REPORT	2. IDENTIFICATION NO(s): A015
3. DESCRIPTION/PURPOSE: To apprise the USCBP ITB of the radiological survey results.	4. APPROVAL DATE:
	5. OFFICE OF PRIMARY RESPONSIBILITY: USCBP ITB
	6. OFFICE OF COLLATERAL RESPONSIBILITY:
7. APPLICATION/INTERRELATIONSHIP:	8. APPROVAL LIMITATIONS:
	9. REFERENCES (MANDATORY AS CITED IN BLOCK 10)
10. PREPARATION INSTRUCTIONS: This report shall be prepared in a Government approved contractor's format. The report shall include a letter certifying the system meets filing criteria. Final report due at acceptance of system. One copy to be delivered to ITB, USCBP, Washington, DC.	

(Formerly RFP HSBP1005R0376, Amended Attachment 2)

DATA ITEM DESCRIPTION	
1. TITLE: CONFIGURATION LIST	2. IDENTIFICATION NO(s): A016
3. DESCRIPTION/PURPOSE: Listing of all equipment replaceable components delivered in accordance with the Statement of Work.	4. APPROVAL DATE:
	5. OFFICE OF PRIMARY RESPONSIBILITY: USCBP ITB
	6. OFFICE OF COLLATERAL RESPONSIBILITY:
7. APPLICATION/INTERRELATIONSHIP:	8. APPROVAL LIMITATIONS:
	9. REFERENCES (MANDATORY AS CITED IN BLOCK 10)
<p>10. PREPARATION INSTRUCTIONS: Prepare in USCBP ITB approved contractor's format. The contractor shall prepare an updated "as built" equipment/configuration list for each delivery. The list shall detail any equipment differences between operating systems. The following information shall be provided for all equipment:</p> <ul style="list-style-type: none"> • Item Description • Contractor and original vendor model numbers • Contractor and original vendor part numbers • Name of Manufacturer (If vendor item) <ul style="list-style-type: none"> Address Telephone Number Warranty Date <p>Provide original suitable for reproduction and 2 copies at system acceptance. Delivery shall be concurrent with system delivery, and quarterly for the first year of operation.</p>	

(Formerly RFP HSBP1005R0376, Amended Attachment 2)

DATA ITEM DESCRIPTION	
1. TITLE: TECHNICAL DOCUMENTATION PACKAGE	2. IDENTIFICATION NO(s): A017
3. DESCRIPTION/PURPOSE: The Technical Documentation shall consist of all documentation used by the Contractor and all Sub-Contractor's in the production of the NII system and any follow-on production or modification. This shall include the Configuration List and any background or supporting documentation used to make design or production decisions.	4. APPROVAL DATE:
	5. OFFICE OF PRIMARY RESPONSIBILITY: USCBP ITB
	6. OFFICE OF COLLATERAL RESPONSIBILITY:
7. APPLICATION/INTERRELATIONSHIP: Data delivered to the Government will be used solely for the purpose of operation, repair, maintenance and training.	8. APPROVAL LIMITATIONS:
	9. REFERENCES (MANDATORY AS CITED IN BLOCK 10)
10. PREPARATION INSTRUCTIONS: The following information shall be provided in contractor format: <p>The Configuration Baseline is: (1) An agreed-to description of the attributes of a product, at a point in time, which serves as a basis for defining change. (2) An approved and released document, or a set of documents, each of a specific revision; the purpose of which is to provide a defined basis for managing change. (3) The currently approved and released configuration documentation. (4) A released set of files comprising a software version and associated configuration documentation. A Configuration Baseline shall be established and maintained for the NII system by the Contractor. All NII units delivered within a production lot shall be identical and conform to the Configuration Baseline. The Configuration Baseline shall be incorporated into the Technical Documentation and maintained by the Contractor beyond the specified life of the NII system. The Government shall have full access to all Configuration Baseline documentation for the purposes of maintaining and</p>	

(Formerly RFP HSBP1005R0376, Amended Attachment 2)

upgrading the NII system. Data initially produced under this contract shall be conveyed to Government free of proprietary claim. Data produced prior to this contract shall be conveyed assigning to the Government and its agent the right to use and copy the material solely for the purpose of repair maintenance and training.

Management of the Technical Documentation

The Contractor shall maintain a Technical Documentation file at the contractor's point of manufacture, which contains all relevant data for the design and production of the NII system produced under this contract. Management of this data shall be in accordance with the CBP Configuration Management Plan.

Engineering Change Proposals (ECPs)

The Contractor is encouraged to pursue continuous improvement to the delivered product, particularly in the areas of cost and reliability. Engineering Change Proposals (ECPs) are provided for within this contract and their use is strongly supported. ECPs are proposals to enhance the value of the finished goods or services to the Government or reduce the cost of the good or services. All ECPs submitted shall be incorporated into the Technical Documentation package. ECPs that are approved shall be incorporated into the Configuration Baseline. All ECPs shall be submitted in accordance with the Engineering Changes clause of this contract. ECPs will be processed in accordance with CBP's Configuration Management Plan.

Deliverables:

1. First submission - 60 days prior to any testing.
2. Review - USCBP has 30 days to review and comment.
3. Final - 5 working days prior to start of testing.
4. Updates - Required whenever changes are necessary.
5. 6 copies to be delivered
3 to ITB, USCBP, Washington, DC
3 to ETP, USCBP, Lorton, VA

(Formerly RFP HSBP1005R0376, Amended Attachment 2)

DATA ITEM DESCRIPTION	
1. TITLE: Certified (As-Built) construction drawings	2. IDENTIFICATION NO(s): A018
3. DESCRIPTION/PURPOSE: The Certified (As-Built) construction drawings will consist of a complete set of site development drawings. It will have all amendments to the originals documented in a logical sequence.	4. APPROVAL DATE:
	5. OFFICE OF PRIMARY RESPONSIBILITY: Interdiction Technology Branch
	6. OFFICE OF COLLATERAL RESPONSIBILITY:
7. APPLICATION/INTERRELATIONSHIP: An archive of site development and completed configuration is crucial for future reference. All amendments must be accurately annotated to insure the integrity of the documents.	8. APPROVAL LIMITATIONS:
	9. REFERENCES (MANDATORY AS CITED IN BLOCK 10)
<p>10. PREPARATION INSTRUCTIONS: The following information shall be provided in the Certified (As-Built) construction drawings. They shall become the property of the CBP following installation and acceptance of equipment. As a minimum, the data shall contain and be shown under the following headings.</p> <p>PREPARATION INSTRUCTIONS: The Certified (As-Built) construction drawings will include but not be limited to the following information:</p> <ul style="list-style-type: none"> • Equipment placement variances from original drawings. • Construction and/or engineering variances. • Original set of construction drawings. • All permit documentation. • Amendments and their supporting documentation. • Final Drawings with certified PE stamp. • All structure corner and center coordinates must be identified as referenced from a known benchmark. Certification must be accomplished by a licensed surveyor. • Unambiguous location of all structures. • In addition to the paper copies, the contractor shall also provide an electronic (CD) version of the As-Built Drawings. 	

(Formerly RFP HSBP1005R0376, Amended Attachment 2)

DATA ITEM DESCRIPTION

1. TITLE:

Construction Manager's Log

2. IDENTIFICATION NO(s):

A019

3. DESCRIPTION/PURPOSE:

The Construction Manager's Log will provide an event tracking record, which identifies completed installation actions, inspection requirements and their documentation. The log should serve as a road map of the site development and installation process.

4. APPROVAL DATE:

5. OFFICE OF PRIMARY RESPONSIBILITY:

Interdiction Technology Branch

6. OFFICE OF COLLATERAL RESPONSIBILITY:

7. APPLICATION/INTERRELATIONSHIP:

The Construction Manager's Log provides a daily interpretation of installation sequences, which will serve as a reference to identify specific work accomplished, and the agencies, companies and individuals involved.

8. APPROVAL LIMITATIONS:

9. REFERENCES (MANDATORY AS CITED IN BLOCK 10)

10. PREPARATION INSTRUCTIONS: The following information shall be provided in the Construction Manager's Log maintained by the site contractor. It shall become the property of the CBP following installation and acceptance of equipment. As a minimum, the data shall contain and be shown under the following headings.

- Originals or legible reproduction of initial and supplemental construction permits
- Sequence of installation events.
- Agency, company or individual accomplishing the task.
- Documentation of completed inspection requirements.
- Annotation of peculiarities or pertinent events, delays or obstacles and derived solutions.
- Contract deviations and approval documentation.

Deliverables:

1. Updates- Contractor shall provide new drawings or amended attachments if changes to the system configuration or installation are not reflected in original drawings.

LS-NII Contract

Attachment 2

(Formerly RFP HSBP1005R0376, Amended Attachment 2)

2. Approval documentation for amendments as well as amended drawings or specifications will be inserted into the log and a copy forwarded for CBP.
3. Delivery of log to the CBP shall be upon completion of acceptance testing.