



Monthly Status Report

01 January 2013 through 31 January 2013

CDRL 1.2.10.5

(D45892)

**Nationwide Automatic Identification System
(NAIS)**

Contract Number: HSCG23-09-C-ADP001

Dated: February 11, 2013

Prepared for:

United States Coast Guard
Nationwide Automatic Identification System
2100 Second Street, SW
Washington, DC 20593-0001

Prepared by:

Northrop Grumman Information Systems
12350 Jefferson Ave, Suite 250
Newport News, VA 23602

Nationwide Automatic Identification System (NAIS)

CDRL: 1.2.10.5

1 January 2013 through 31 January 2013

Contract No: HSCG23-09-C-ADP001

Cage Code: 0J198

Document No.: D45892

PREPARED BY:

Northrop Grumman Information Systems
12350 Jefferson Ave, Suite 250
Newport News, VA 23602

PREPARED FOR:

United States Coast Guard
Nationwide Automatic Identification System
2100 Second Street, SW
Washington, DC 20593-0001



This Monthly Status Report (CDRL 1.2.10.5) summarizes the activities conducted in support of the Nationwide Automatic Identification System (NAIS) for month end January 2013. Questions regarding the contents of this report should be directed to the following Northrop Grumman Information Systems NAIS personnel:

“Signature on file”

February 11, 2013

“Signature on file”

Mr. Jim Fontenot, Program Manager
12350 Jefferson Avenue, Suite 250
Newport News, VA 23602
757-269-2574
James.Fontenot@ngc.com

Date

Mr. Rich Keller , Contracts
1760 Glenn Curtiss Street
Carson, CA 90746
(310) 764-3943
Richard.Keller@ngc.com

Section I – Progress Report

This section summarizes the work performed on the NAIS contract during the month of January 2013 as well as the areas of emphasis for the month of February 2013.

1.0 Work Summary

1.1 Events: The following events and activities occurred during this reporting period in support of the NAIS project:

- System vulnerability scan support and mitigation activities
- OT&E support (configuration updates and issue resolution)
- CLIN0x010 Negotiation completion

1.2 Accomplishments / Noteworthy Points: The following accomplishments/agreements were reached during this reporting period:

- CLIN0X010 negotiation completion with agreement on costs and 12% fee.
- Below are the Action Item
 - NAIS Action Items (AI) Status

Action Items	3rd Quarter 2011		4th Quarter 2011		1st Quarter 2012		2nd Quarter 2012		Total Open	Total Closed
	Opened	Closed	Opened	Closed	Opened	Closed	Opened	Closed		
IFAT SVR	0	0	0	0	0	2	0	0	0	20
IBR (Clin 3)	0	0	0	0	0	0	0	0	0	3
IBR (Clin 1 & 2) Annual	0	0	0	0	0	0	0	0	0	7
IBR (Clin 1 – Replan)	0	0	9	7	0	1	0	1	0	9
PMR (5)	0	0	0	0	0	0	0	0	0	2
PMR (6)	0	0	0	0	0	0	0	0	0	0
PMR (7)	0	0	1	1	0	0	0	0	0	1
PMR (8)					2	0	0	2	0	2
RMR (6)	0	1	0	0	0	0	0	1	0	34
RMR (7)	0	1	0	0	0	0	0	0	0	15
RMR (8)					17	14	0	3	0	17
SVR (3)							3	3	0	3



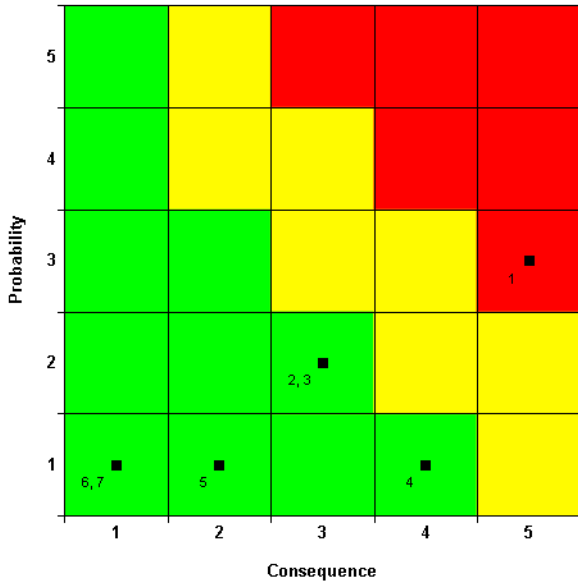
- IPT AI's (POAM) Status

	ILS	SE	TE	PSS
Active Items	0	3	1	1
Removed	1	51	2	0
Closed	31	141	152	37
Proposed	0	6	0	0
Trade Items	0	11	0	0
Watch List	0	0	7	0
Total	32	212	162	38

1.3 Areas of Emphasis for Next Month: The following project activities are priorities for next month:

- Continue supporting C&A activities (security vulnerabilities)
- Continue supporting OT&E preparations
- Receive award for CLIN01010 and begin procurement process

Top 10 Risks Report



Top 10 Risks Report

1. PG16 - APPROVED (15) PMSE and Logistics Option CLINS
2. SE15 - APPROVED (6) Co-Locate Interference
3. SE8 - APPROVED (6) VHF Interference
4. TE18 - APPROVED (4) Information Assurance Requirements
5. EM1 - APPROVED (2) Non-conforming Site Equipment
6. LM13 - APPROVED (1) COTS Obsolescence Management for Follow On Option
7. SE20 - APPROVED (1) System Operational Availability (Ao)

Note: Risks have not been updated since previous submittal

1.4 Schedule (IMS)

The attached IMS is a work in progress. CLINs 01001 are 01003 reflected as level of effort tasks. The CLINOX010 series will contain detailed tasks but the IMS will not be updated until those CLINs have been awarded.



1.5 Test equipment


All test complete.

1.5.1 Test performed

All test complete.

**Section II – Cost Report
January 1 – January 25**

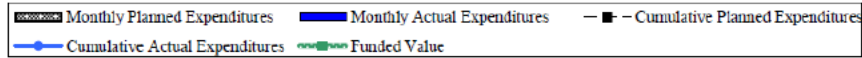
Nationwide AIS Option Year 1								
Program Manager: Jim Fontenot Project Title: Nationwide AIS - Option Year 1 Contract Start Date: 6/16/2012 Contract End Date: 6/15/2013 Actuals as of: 1/25/2013								
TASK	CEILING	BUDGET	ACTUALS	\$ REMAINING	% of Funds Expended	% Funded	% Funds Expended	% Funds Remaining
Program Management								
Mission Assurance								
System Engineering								
Test & Evaluation								
Logistics								
CLIN 0X010 Proposal Prep								
Travel								
ODCs								
Management Reserve								
TOTAL								



Task Breakdown



Nationwide AIS Option Year 1
Planned Revenue vs Actual Revenue
Expenditures as of December 2012



NAIS Option Year 01 - CLIN 01001 - CLIN 01004

TASK Breakdown	Jun-12	Jul-12	Aug-12	Sep-12	Oct-12	Nov-12	Dec-12	Jan-13	Feb-13	Mar-13	Apr-13	May-13	Jun-13
CLIN 01001 Program Management Actuals													
CLIN 01001 Program Management Planned													
CLIN 01001 Mission Assurance Actuals													
CLIN 01001 Mission Assurance Planned													
CLIN 01001 System Engineering Actuals													
CLIN 01001 System Engineering Planned													
CLIN 01001 Test & Evaluation Actuals													
CLIN 01001 Test & Evaluation Planned													
CLIN 0X010 Proposal Prep Actuals													
CLIN 0X010 Proposal Prep Planned													
CLIN 01003 Logistics Actuals													
CLIN 01003 Logistics Planned													
CLIN 01004 Travel Actuals													
CLIN 01004 Travel Planned													
CLIN 01001 ODCs Actuals													
CLIN 01001 ODCs Planned													
Subtotal Actuals													
Actuals Cum.													
Total contract plan													
Plan Cum													
Total Funding	\$1,254,258	\$1,254,258	\$1,254,258	\$1,342,028	\$1,342,028	\$1,342,028	\$1,342,028	\$1,573,200	\$1,573,200	\$1,573,200	\$1,573,200	\$1,573,200	\$1,573,200
Funds Remaining													



NAIS Project
Tracking - January 20

Section III – GFE Status Report



GFE List 10 9
2012.xlsx

ID	CWBS Ref	Task Name	Duration	Task Risk	Best Case Duration	Worst Case Duration	Total Slack	Start	Finish	Criticality Indicator	Quarter	3rd Quarter	4th Quarter	1st Quarter	2nd Quarter	3rd Quarter	4th Quarter	1st Quarter	2nd Quarter	3rd Quarter	4th Quarter	1st Quarter	2nd Quarter	3rd Quarter																
											May	Jun	Jul	Aug	Sep	Oct	Nov	Dec	Jan	Feb	Mar	Apr	May	Jun	Jul	Aug	Sep	Oct	Nov	Dec	Jan	Feb	Mar	Apr	May	Jun	Jul			
1		Option Year 1	261 days		0 days	0 days	0 days	Fri 6/15/12	Fri 6/14/13																															
2		Option Year 1 Award	0 days	Low	0 days	0 days	0 days	Fri 6/15/12	Fri 6/15/12																															
3	CLIN01001		261 days		0 days	0 days	520 days	Fri 6/15/12	Fri 6/14/13																															
4		PM and SE Services	261 days		0 days	0 days	520 days	Fri 6/15/12	Fri 6/14/13																															
5	CLIN01003		87 days		0 days	0 days	694 days	Fri 6/15/12	Mon 10/15/12																															
6		Initial Logistics	87 days		0 days	0 days	694 days	Fri 6/15/12	Mon 10/15/12																															
7	CLIN 01010		168 days		0 days	0 days	0 days	Fri 6/15/12	Tue 2/5/13																															
177		Option Year 1 Buffer	93 days	Low	83.7 days	116.25 days	0 days	Wed 2/6/13	Fri 6/14/13																															
178		Option Year 2	260 days		0 days	0 days	0 days	Fri 6/14/13	Fri 6/13/14																															
179		Option Year 2 Award	0 days	Low	0 days	0 days	0 days	Fri 6/14/13	Fri 6/14/13																															
180	CLIN02001		260 days		0 days	0 days	260 days	Mon 6/17/13	Fri 6/13/14																															
181		PM and SE Services	260 days		0 days	0 days	260 days	Mon 6/17/13	Fri 6/13/14																															
182	CLIN 02010	Equipment Acquisition, Configurati	238 days		0 days	0 days	0 days	Mon 6/17/13	Wed 5/14/14																															
536		Option Year 2 Buffer	22 days	Low	19.8 days	27.5 days	0 days	Thu 5/15/14	Fri 6/13/14																															
537		Option Year 3	260 days		0 days	0 days	0 days	Fri 6/13/14	Fri 6/12/15																															
538		Option Year 3 Award	0 days	Low	0 days	0 days	0 days	Fri 6/13/14	Fri 6/13/14																															
539	CLIN03001		260 days		0 days	0 days	0 days	Mon 6/16/14	Fri 6/12/15																															
540		PM and SE Services	260 days		0 days	0 days	0 days	Mon 6/16/14	Fri 6/12/15																															
541	CLIN 03010		242 days		0 days	0 days	0 days	Mon 6/16/14	Tue 5/19/15																															
1079		Option Year 3 Buffer	18 days	Low	16.2 days	22.5 days	0 days	Wed 5/20/15	Fri 6/12/15																															

Project: IMS Template R10b1 - WBS a Date: Fri 10/12/12

Task		Near Critical		Critical Milestone		Summary		Rolled Up Milestone		External Tasks		Deadline	
Critical Task		Progress		Imminent Crit Milestone		Rolled Up Task		Rolled Up Progress		Project Summary			
Imminent Critical		Milestone		Near Crit Milestone		Rolled Up Critical Task		Split		Group By Summary			

NAIS Option Year 01 - CLIN 01001 - CLIN 01004

TASK Breakdown	Jun-12	Jul-12	Aug-12	Sep-12	Oct-12	Nov-12	Dec-12	Jan-13	Feb-13	Mar-13	Apr-13	May-13	Jun-13
CLIN 01001 Program Management Actuals	\$24,556	\$41,808	\$30,561	\$56,214	\$35,548	\$106,273	\$60,646	\$51,029					
CLIN 01001 Program Management Planned	\$24,556	\$41,808	\$42,645	\$49,443	\$42,645	\$39,979	\$48,720	\$46,613	\$57,910	\$67,009	\$52,329	\$47,023	\$22,093
CLIN 01001 Mission Assurance Actuals	\$0	\$2,843	\$1,261	\$305	\$1,176	\$1,827	\$1,564	\$1,298					
CLIN 01001 Mission Assurance Planned	\$0	\$2,843	\$7,337	\$8,890	\$7,337	\$6,913	\$8,890	\$8,989	\$7,918	\$10,043	\$7,921	\$7,464	\$3,958
CLIN 01001 System Engineering Actuals	\$0	\$2,190	\$5,102	\$24,520	\$12,465	\$7,881	\$15,125	\$11,029					
CLIN 01001 System Engineering Planned	\$0	\$2,190	\$2,288	\$18,795	\$12,249	\$11,575	\$18,795	\$13,935	\$12,244	\$19,461	\$12,553	\$11,862	\$10,334
CLIN 01001 Test & Evaluation Actuals	\$0	\$0	\$0	\$0	\$0	\$0	\$0	\$0					
CLIN 01001 Test & Evaluation Planned	\$0	\$0	\$515	\$4,409	\$515	\$515	\$4,409	\$515	\$515	\$4,150	\$528	\$528	\$4,255
CLIN 0X010 Proposal Prep Actuals	\$0	\$11,509	\$22,377	\$2,298	\$1,810	\$6,418	\$26,341	\$1,125					
CLIN 0X010 Proposal Prep Planned	\$0	\$11,509	\$35,557	\$0	\$0	\$0	\$0	\$2,934	\$0	\$0	\$0	\$0	\$0
CLIN 01003 Logistics Actuals	\$213	\$67,377	\$62,887	\$12,499	\$24,787	\$7,633	\$49,293	\$35,806					
CLIN 01003 Logistics Planned	\$213	\$67,377	\$33,488	\$93,997	\$32,191	\$32,680	\$33,743	\$884	\$30,546	\$30,546	\$39,812	\$39,812	\$19,195
CLIN 01004 Travel Actuals	\$0	\$517	\$0	\$0	-\$147	\$433	\$0	\$2					
CLIN 01004 Travel Planned	\$0	\$517	\$2,416	\$5,099	\$0	\$2,416	\$3,199	\$0	\$0	\$3,199	\$0	\$0	\$3,199
CLIN 01001 ODCs Actuals	\$0	\$16,767	\$7,283	\$13,035	\$12,503	\$11,872	\$9,996	\$954					
CLIN 01001 ODCs Planned	\$0	\$16,767	\$12,185	\$12,780	\$13,432	\$12,780	\$12,636	\$13,392	\$16,847	\$16,928	\$17,930	\$16,852	\$16,619
Subtotal Actuals	\$24,769	\$143,011	\$129,472	\$108,871	\$88,142	\$142,336	\$162,965	\$101,243	\$0	\$0	\$0	\$0	\$0
Actuals Cum.	\$24,769	\$167,780	\$297,252	\$406,123	\$494,265	\$636,601	\$799,566	\$900,809	\$900,809	\$900,809	\$900,809	\$900,809	\$900,809
Total contract plan	\$24,769	\$143,011	\$136,432	\$193,415	\$108,370	\$106,860	\$130,392	\$87,262	\$125,980	\$151,336	\$131,072	\$123,542	\$79,652
Plan Cum	\$24,769	\$167,780	\$304,212	\$497,627	\$605,996	\$712,856	\$843,248	\$930,510	\$1,056,490	\$1,207,826	\$1,338,899	\$1,462,440	\$1,542,093
Total Funding	\$1,254,258	\$1,254,258	\$1,254,258	\$1,342,028	\$1,342,028	\$1,342,028	\$1,342,028	\$1,573,209	\$1,573,209	\$1,573,209	\$1,573,209	\$1,573,209	\$1,573,209
Funds Remaining	\$1,229,489	\$1,086,478	\$950,046	\$844,401	\$736,032	\$629,172	\$498,780	\$642,699	\$516,719	\$365,383	\$234,310	\$110,769	\$31,116

Total
\$406,635
\$582,775
\$10,274
\$88,502
\$78,312
\$146,282
\$0
\$20,856
\$71,878
\$50,000
\$260,495
\$454,483
\$805
\$20,045
\$72,410
\$179,149
\$900,809
\$900,809
\$1,542,093

Nationwide AIS Government Property List

Report Date: 10/9/2012

CONTROL_NUMBER	NOUN_MAJOR	MFGR_NAME
78069981	FIREWALL	CISCO
78069982	POWER SUPPLY	MEANWELL
78069983	POWER SUPPLY	MEANWELL
78069985	DISPLAY/KBD/POINTER	ECLIPSE
78069986	EXTERNAL HARD DRIVE	LACIE
78069988	Workstation (NAIS - HP)	HP
78069989	Workstation (NAIS - HP)	HP
78069990	Display (NAIS - HP)	HP
78069991	DISPLAY (NAIS - HP)	HP
78069992	AD/ESB Server (NAIS - HP)	HP
78069993	Chart Server (NAIS - HP)	HP
78069994	Data Recovery (NAIS - HP)	HP
78069995	SWITCH	CISCO
78069996	BASE STATION	PROTEC
78069997	BASE STATION	PROTEC
78069998	BLADE CENTER CHASSIS	IBM
78069999	BLADE CENTER CHASSIS	IBM
78070000	BLADE CENTER CHASSIS	IBM
78070001	BLADECENTER HS22	IBM
78070002	BLADECENTER HS22	IBM
78070003	BLADECENTER HS22	IBM
78070004	BLADECENTER HS22	IBM
78070005	BLADECENTER HS22	IBM
78070006	BLADECENTER HS22	IBM
78070007	BLADECENTER HS22	IBM
78070008	BLADECENTER HS22	IBM
78070009	BLADECENTER HS22	IBM
78070010	AUTOMATIC ID. SYSTEM	L3 COMMUNICATIONS
78070011	AUTOMATIC ID. SYSTEM	L3 COMMUNICATIONS
78070013	Sun SPARC Server (NAIS)	SUN
78070014	Sun SPARC Server (NAIS)	SUN
78070016	Sun SPARC Server (NAIS)	SUN
78070017	AIS-CTR X AIS CLASS B	TRUE HEADING
78070018	AIS-CTR X AIS CLASS B	TRUE HEADING
78070020	POWER SUPPLY	MEANWELL
78070021	POWER SUPPLY	MEANWELL
78080511	UPS	APC

78080512	UPS	APC
78080513	UPS	APC
78080514	UPS	APC
78080515	EXTERNAL HARD DRIVE	WESTERN DIGITAL
78080548	BANDPASS ANTENNA	AREA 51
78080549	USB REMOTE CONCENTRATOR	DIGI

MODEL_NO	SERIAL NUMBER	OWNERSHIP CODE	PROPERTY TYPE CODE	PROPERTY SUBTYPE	PROJECT
ASA 5505		USG	EQ	CA	1K358
RS-75-24		USG	EQ	CA	1K358
RS-75-24		USG	EQ	CA	1K358
ER1-15N-USB		USG	EQ	CA	1K358
D2		USG	EQ	CA	1K358
Z400T		USG	EQ	CA	1K358
Z400T		USG	EQ	CA	1K358
L1710		USG	EQ	CA	1K358
L1710		USG	EQ	CA	1K358
E5530		USG	EQ	CA	1K358
E5530		USG	EQ	CA	1K358
XW4600		USG	EQ	CA	1K358
2960		USG	EQ	CA	1K358
AISM020502		USG	EQ	GF	1K358
AISM020502		USG	EQ	GF	1K358
8886AC1		USG	EQ	CA	1K358
8886AC1		USG	EQ	CA	1K358
8886AC1		USG	EQ	CA	1K358
7870AC1		USG	EQ	CA	1K358
7870AC1		USG	EQ	CA	1K358
7870AC1		USG	EQ	CA	1K358
7870AC1		USG	EQ	CA	1K358
7870AC1		USG	EQ	CA	1K358
7870AC1		USG	EQ	CA	1K358
7870AC1		USG	EQ	CA	1K358
7870AC1		USG	EQ	CA	1K358
7870AC1		USG	EQ	CA	1K358
7870AC1		USG	EQ	CA	1K358
AISA1-000-92		USG	EQ	CA	1K358
AISA1-000-92		USG	EQ	CA	1K358
T2000		USG	EQ	CA	1K358
T2000		USG	EQ	CA	1K358
T2000		USG	EQ	CA	1K358
AIS-CTR		USG	EQ	CA	1K358
AIS-CTR		USG	EQ	CA	1K358
RS75-12		USG	EQ	CA	1K358
RS75-12		USG	EQ	CA	1K358
SUA3000RM2U		USG	EQ	CA	1K358

SUA3000RM2U		USG	EQ	CA	1K358
SUA3000RM2U		USG	EQ	CA	1K358
SUA3000RM2U		USG	EQ	CA	1K358
WD80000A4NC-00		USG	EQ	CA	1K358
TWPC 1505-3		USG	EQ	CA	1K358
301-1130-01		USG	EQ	CA	1K358

CONTRACT_NUMBER	ACQ COST	ACQ DATE	STATUS	INTERNAL_LOCATION
HSCG23-09-C-ADP001	\$399.00	6/22/2009	ACTIVE	NN-INRI-02
HSCG23-09-C-ADP001	\$31.00	6/30/2009	ACTIVE	NN-INRI-02
HSCG23-09-C-ADP001	\$31.00	6/30/2009	ACTIVE	NN-INRI-02
HSCG23-09-C-ADP001	\$759.00	7/9/2009	ACTIVE	NN-INRI-02
HSCG23-09-C-ADP001	\$160.00	7/13/2009	ACTIVE	NN-INRI-02
HSCG23-09-C-ADP001	\$1,380.00	7/28/2009	ACTIVE	NN-INRI-02
HSCG23-09-C-ADP001	\$1,380.00	7/28/2009	ACTIVE	NN-INRI-02
HSCG23-09-C-ADP001	\$117.00	7/28/2009	ACTIVE	NN-INRI-02
HSCG23-09-C-ADP001	\$117.00	7/28/2009	ACTIVE	NN-INRI-02
HSCG23-09-C-ADP001	\$3,774.00	7/28/2009	ACTIVE	NN-INRI-02
HSCG23-09-C-ADP001	\$3,774.00	7/28/2009	ACTIVE	NN-INRI-02
HSCG23-09-C-ADP001	\$760.00	7/30/2009	ACTIVE	NN-INRI-02
HSCG23-09-C-ADP001	\$840.00	7/30/2009	ACTIVE	NN-INRI-02
HSCG23-09-C-ADP001	\$18,750.00	7/30/2009	ACTIVE	NN-INRI-02
HSCG23-09-C-ADP001	\$18,750.00	7/30/2009	ACTIVE	NN-INRI-02
HSCG23-09-C-ADP001	\$7,318.00	8/4/2009	ACTIVE	NN-INRI-02
HSCG23-09-C-ADP001	\$7,318.00	8/4/2009	ACTIVE	NN-INRI-02
HSCG23-09-C-ADP001	\$7,318.00	8/4/2009	ACTIVE	NN-INRI-02
HSCG23-09-C-ADP001	\$2,690.00	8/4/2009	ACTIVE	NN-INRI-02
HSCG23-09-C-ADP001	\$2,690.00	8/4/2009	ACTIVE	NN-INRI-02
HSCG23-09-C-ADP001	\$2,690.00	8/10/2009	ACTIVE	NN-INRI-02
HSCG23-09-C-ADP001	\$2,690.00	8/10/2009	ACTIVE	NN-INRI-02
HSCG23-09-C-ADP001	\$2,690.00	8/10/2009	ACTIVE	NN-INRI-02
HSCG23-09-C-ADP001	\$2,690.00	8/10/2009	ACTIVE	NN-INRI-02
HSCG23-09-C-ADP001	\$2,690.00	8/10/2009	ACTIVE	NN-INRI-02
HSCG23-09-C-ADP001	\$2,690.00	8/10/2009	ACTIVE	NN-INRI-02
HSCG23-09-C-ADP001	\$2,690.00	8/10/2009	ACTIVE	NN-INRI-02
HSCG23-09-C-ADP001	\$2,690.00	8/10/2009	ACTIVE	NN-INRI-02
HSCG23-09-C-ADP001	\$2,690.00	8/10/2009	ACTIVE	NN-INRI-02
HSCG23-09-C-ADP001	\$2,690.00	8/10/2009	ACTIVE	NN-INRI-02
HSCG23-09-C-ADP001	\$5,234.00	8/17/2009	ACTIVE	NN-INRI-02
HSCG23-09-C-ADP001	\$5,234.00	8/17/2009	ACTIVE	NN-INRI-02
HSCG23-09-C-ADP001	\$7,812.30	8/17/2009	ACTIVE	NN-INRI-02
HSCG23-09-C-ADP001	\$7,812.30	8/17/2009	ACTIVE	NN-INRI-02
HSCG23-09-C-ADP001	\$7,812.30	8/17/2009	ACTIVE	NN-INRI-02
HSCG23-09-C-ADP001	\$685.00	8/20/2009	ACTIVE	NN-INRI-02
HSCG23-09-C-ADP001	\$685.00	8/20/2009	ACTIVE	NN-INRI-02
HSCG23-09-C-ADP001	\$31.00	10/9/2009	ACTIVE	NN-INRI-02
HSCG23-09-C-ADP001	\$31.00	10/9/2009	ACTIVE	NN-INRI-02
HSCG23-09-C-ADP001	\$1,080.00	12/23/2009	ACTIVE	NN-INRI-02

HSCG23-09-C-ADP001	\$1,080.00	12/23/2009	ACTIVE	NN-INRI-02
HSCG23-09-C-ADP001	\$1,080.00	12/23/2009	ACTIVE	NN-INRI-02
HSCG23-09-C-ADP001	\$1,080.00	12/23/2009	ACTIVE	NN-INRI-02
HSCG23-09-C-ADP001	\$955.49	1/11/2010	ACTIVE	NN-INRI-02
HSCG23-09-C-ADP001	\$920.00	3/8/2010	ACTIVE	NN-INRI-02
HSCG23-09-C-ADP001	\$257.78	3/9/2010	ACTIVE	NN-INRI-02

INTERNAL_LOCATION_DESC	ROOM
NN-INRI-02 NEWPORT NEWS	421
NN-INRI-02 NEWPORT NEWS	419
NN-INRI-02 NEWPORT NEWS	419
NN-INRI-02 NEWPORT NEWS	419
NN-INRI-02 NEWPORT NEWS	419
NN-INRI-02 NEWPORT NEWS	419
NN-INRI-02 NEWPORT NEWS	419
NN-INRI-02 NEWPORT NEWS	419
NN-INRI-02 NEWPORT NEWS	419
NN-INRI-02 NEWPORT NEWS	419
NN-INRI-02 NEWPORT NEWS	419
NN-INRI-02 NEWPORT NEWS	419
NN-INRI-02 NEWPORT NEWS	419
NN-INRI-02 NEWPORT NEWS	419
NN-INRI-02 NEWPORT NEWS	419
NN-INRI-02 NEWPORT NEWS	419
NN-INRI-02 NEWPORT NEWS	419
NN-INRI-02 NEWPORT NEWS	419
NN-INRI-02 NEWPORT NEWS	419
NN-INRI-02 NEWPORT NEWS	419
NN-INRI-02 NEWPORT NEWS	419
NN-INRI-02 NEWPORT NEWS	419
NN-INRI-02 NEWPORT NEWS	419
NN-INRI-02 NEWPORT NEWS	419
NN-INRI-02 NEWPORT NEWS	419
NN-INRI-02 NEWPORT NEWS	419
NN-INRI-02 NEWPORT NEWS	419
NN-INRI-02 NEWPORT NEWS	419
NN-INRI-02 NEWPORT NEWS	419
NN-INRI-02 NEWPORT NEWS	419
NN-INRI-02 NEWPORT NEWS	419
NN-INRI-02 NEWPORT NEWS	419
NN-INRI-02 NEWPORT NEWS	419
NN-INRI-02 NEWPORT NEWS	419
NN-INRI-02 NEWPORT NEWS	419
NN-INRI-02 NEWPORT NEWS	419
NN-INRI-02 NEWPORT NEWS	419
NN-INRI-02 NEWPORT NEWS	419
NN-INRI-02 NEWPORT NEWS	419
NN-INRI-02 NEWPORT NEWS	419
NN-INRI-02 NEWPORT NEWS	419
NN-INRI-02 NEWPORT NEWS	419
NN-INRI-02 NEWPORT NEWS	419
NN-INRI-02 NEWPORT NEWS	419
NN-INRI-02 NEWPORT NEWS	419
NN-INRI-02 NEWPORT NEWS	419
NN-INRI-02 NEWPORT NEWS	419
NN-INRI-02 NEWPORT NEWS	419
NN-INRI-02 NEWPORT NEWS	419
NN-INRI-02 NEWPORT NEWS	419
NN-INRI-02 NEWPORT NEWS	419

NN-INRI-02 NEWPORT NEWS	419
NN-INRI-02 NEWPORT NEWS	419
NN-INRI-02 NEWPORT NEWS	419
NN-INRI-02 NEWPORT NEWS	419
NN-INRI-02 NEWPORT NEWS	417
NN-INRI-02 NEWPORT NEWS	419



Monthly Status Report

01 February 2013 through 28 February 2013

CDRL 1.2.10.5

(D45892)

**Nationwide Automatic Identification System
(NAIS)**

Contract Number: HSCG23-09-C-ADP001

Dated: March 7, 2013

Prepared for:

United States Coast Guard
Nationwide Automatic Identification System
2100 Second Street, SW
Washington, DC 20593-0001

Prepared by:

Northrop Grumman Information Systems
12350 Jefferson Ave, Suite 250
Newport News, VA 23602

Nationwide Automatic Identification System (NAIS)

CDRL: 1.2.10.5

1 February 2013 through 28 February 2013

Contract No: HSCG23-09-C-ADP001

Cage Code: 0J198

Document No.: D45892

PREPARED BY:

Northrop Grumman Information Systems
12350 Jefferson Ave, Suite 250
Newport News, VA 23602

PREPARED FOR:

United States Coast Guard
Nationwide Automatic Identification System
2100 Second Street, SW
Washington, DC 20593-0001



This Monthly Status Report (CDRL 1.2.10.5) summarizes the activities conducted in support of the Nationwide Automatic Identification System (NAIS) for month end February 2013. Questions regarding the contents of this report should be directed to the following Northrop Grumman Information Systems NAIS personnel:

“Signature on file”

March 7, 2013

“Signature on file”

Mr. Jim Fontenot, Program Manager

Date

Mr. Rich Keller , Contracts

12350 Jefferson Avenue, Suite 250

1760 Glenn Curtiss Street

Newport News, VA 23602

Carson, CA 90746

757-269-2574

(310) 764-3943

James.Fontenot@ngc.com

Richard.Keller@ngc.com

Section I – Progress Report

This section summarizes the work performed on the NAIS contract during the month of February 2013 as well as the areas of emphasis for the month of March 2013.

1.0 Work Summary

1.1 Events: The following events and activities occurred during this reporting period in support of the NAIS project:

- System vulnerability scan support and mitigation activities
- OT&E support (configuration updates and issue resolution)
- Contract modification to replace original CLINs0x010 with newly proposed and negotiated CLINs0x010.
- Exercise of CLIN01010
- Evaluated new version of CNS DataSwitch

1.2 Accomplishments / Noteworthy Points: The following accomplishments/agreements were reached during this reporting period:

- Contract modification to replace original CLINs0x010 with newly proposed and negotiated CLINs0x010.
- Below are the Action Item
 - NAIS Action Items (AI) Status

Action Items	3rd Quarter 2011		4th Quarter 2011		1st Quarter 2012		2nd Quarter 2012		Total Open	Total Closed
	Opened	Closed	Opened	Closed	Opened	Closed	Opened	Closed		
IFAT SVR	0	0	0	0	0	2	0	0	0	20
IBR (Clin 3)	0	0	0	0	0	0	0	0	0	3
IBR (Clin 1 & 2) Annual	0	0	0	0	0	0	0	0	0	7
IBR (Clin 1 – Replan)	0	0	9	7	0	1	0	1	0	9
PMR (5)	0	0	0	0	0	0	0	0	0	2
PMR (6)	0	0	0	0	0	0	0	0	0	0
PMR (7)	0	0	1	1	0	0	0	0	0	1
PMR (8)					2	0	0	2	0	2
RMR (6)	0	1	0	0	0	0	0	1	0	34
RMR (7)	0	1	0	0	0	0	0	0	0	15
RMR (8)					17	14	0	3	0	17
SVR (3)							3	3	0	3



- IPT AI's (POAM) Status

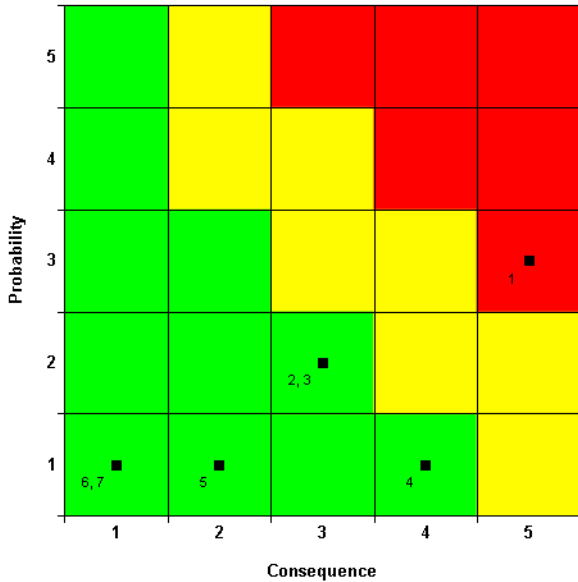
	ILS	SE	TE	PSS
Active Items	0	3	1	1
Removed	1	51	2	0
Closed	31	141	152	37
Proposed	0	6	0	0
Trade Items	0	11	0	0
Watch List	0	0	7	0
Total	32	212	162	38

1.3 Areas of Emphasis for Next Month: The following project activities are priorities for next month:

- Continue supporting C&A activities (security vulnerabilities)
- Continue supporting OT&E preparations
- Begin CLIN01010 procurement process



Top 10 Risks Report



Top 10 Risks Report

1. PG16 - APPROVED (15) PMSE and Logistics Option CLINS
2. SE15 - APPROVED (6) Co-Locate Interference
3. SE8 - APPROVED (6) VHF Interference
4. TE18 - APPROVED (4) Information Assurance Requirements
5. EM1 - APPROVED (2) Non-conforming Site Equipment
6. LM13 - APPROVED (1) COTS Obsolescence Management for Follow On Option
7. SE20 - APPROVED (1) System Operational Availability (Ao)

Note: Risks have not been updated since previous submittal

1.4 Schedule (IMS)

The attached IMS is a work in progress. CLINs 01001 are 01003 reflected as level of effort tasks. The IMS is currently being updated to include the newly exercised CLIN01010. It is anticipated that the updated IMS will be included in next month's submittal of this CDRL.



1.5 Test equipment

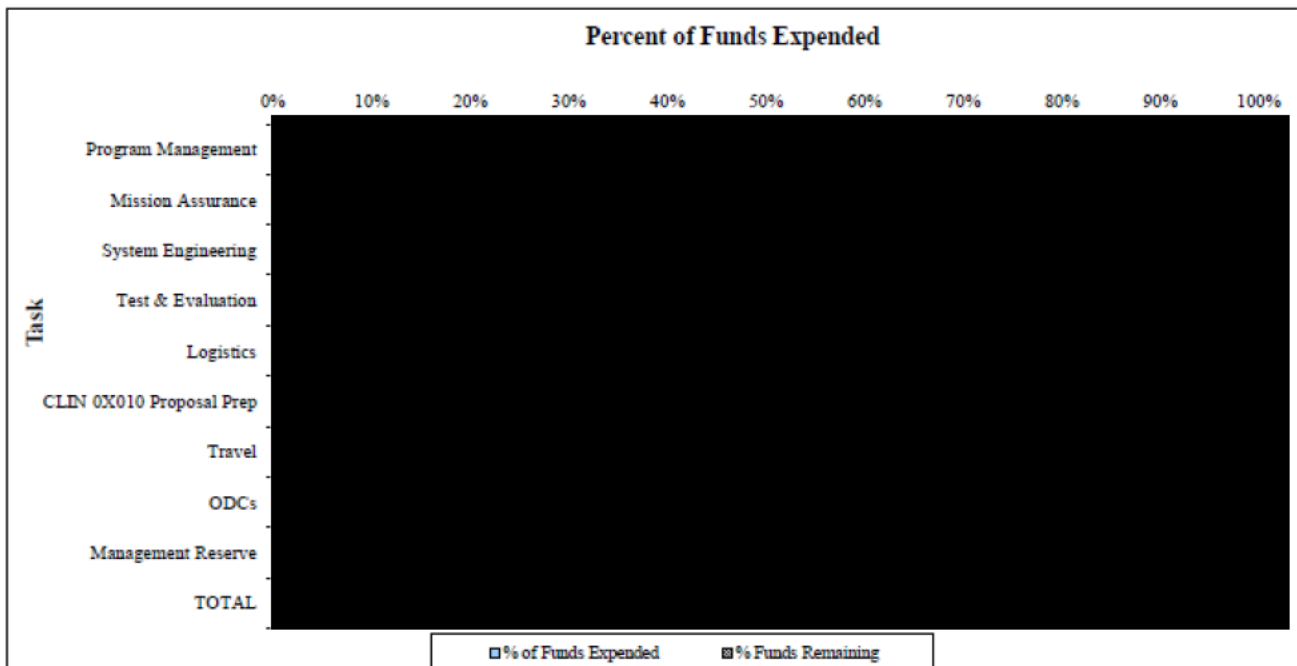
All test complete.

1.5.1 Test performed

All test complete.

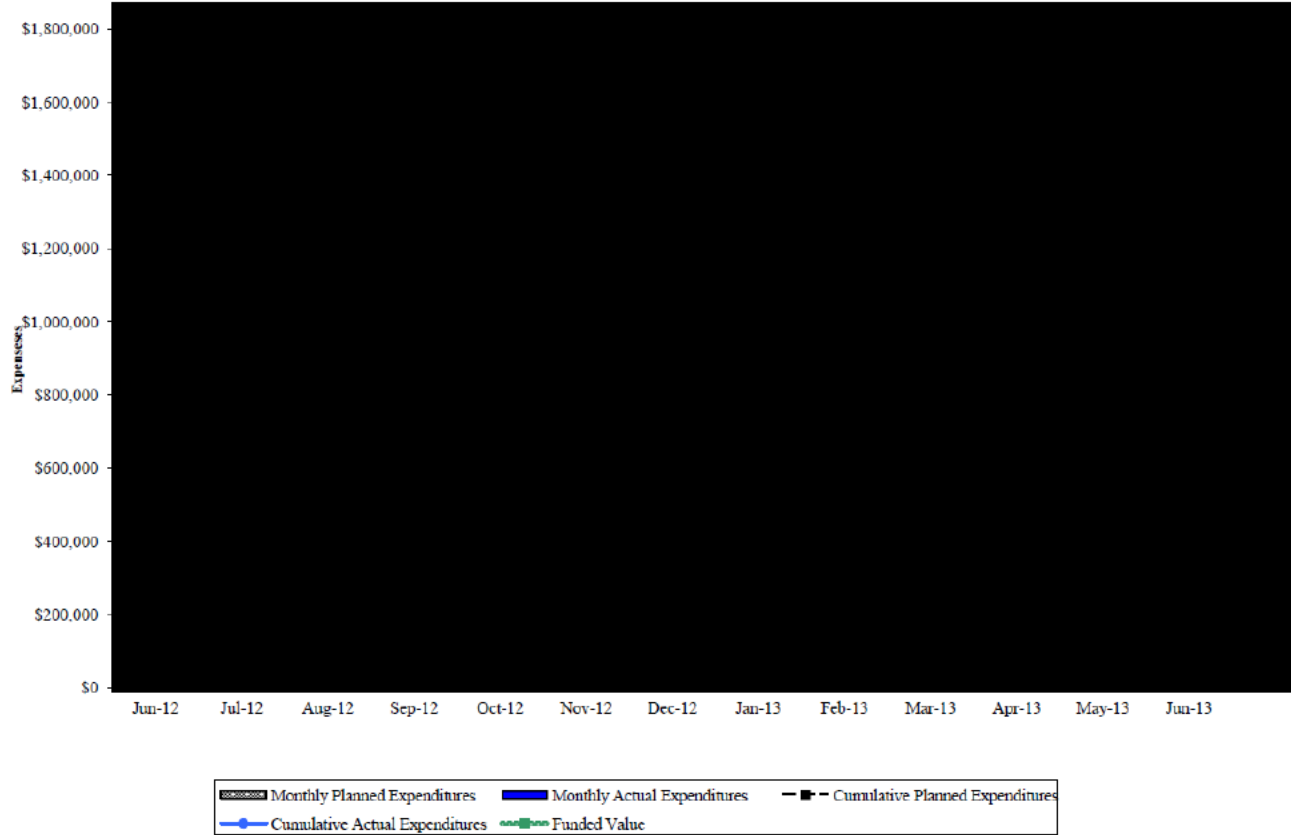
Section II – Cost Report February 1 – February 22

Nationwide AIS Option Year 1								
Program Manager: Jim Fontenot Project Title: Nationwide AIS - Option Year 1 Contract Start Date: 6/16/2012 Contract End Date: 6/15/2013 Actuals as of: 2/22/2013								
TASK	CEILING	BUDGET	ACTUALS	\$ REMAINING	% of Funds Expended	% Funded	% Funds Expended	% Funds Remaining
Program Management								
Mission Assurance								
System Engineering								
Test & Evaluation								
Logistics								
CLIN 0X010 Proposal Prep								
Travel								
ODCs								
Management Reserve								
TOTAL								





Nationwide AIS Option Year 1
Planned Revenue vs Actual Revenue
Expenditures as of February 2013



NAIS Option Year 01 - CLIN 01001 - CLIN 01004

TASK Breakdown	Jun-12	Jul-12	Aug-12	Sep-12	Oct-12	Nov-12	Dec-12	Jan-13	Feb-13	Mar-13	Apr-13	May-13	Jun-13	
CLIN 01001 Program Management Actuals														
CLIN 01001 Program Management Planned														
CLIN 01001 Mission Assurance Actuals														
CLIN 01001 Mission Assurance Planned														
CLIN 01001 System Engineering Actuals														
CLIN 01001 System Engineering Planned														
CLIN 01001 Test & Evaluation Actuals														
CLIN 01001 Test & Evaluation Planned														
CLIN 0X010 Proposal Prep Actuals														
CLIN 0X010 Proposal Prep Planned														
CLIN 01003Logistics Actuals														
CLIN 01003 Logistics Planned														
CLIN 01004 Travel Actuals														
CLIN 01004 Travel Planned														
CLIN 01001 ODCs Actuals														
CLIN 01001 ODCs Planned														
Subtotal Actuals														
Actuals Cum.														
Total contract plan														
Plan Cum														
Total Funding	\$1,254,258	\$1,254,258	\$1,254,258	\$1,342,028	\$1,342,028	\$1,342,028	\$1,342,028	\$1,573,209	\$1,573,209	\$1,573,209	\$1,573,209	\$1,573,209	\$1,573,209	
Funds Remaining														



NAIS Project
Tracking - February 2

Section III – GFE Status Report



GFE List 10 9
2012.xlsx

ID	CWBS Ref	Task Name	Duration	Task Risk	Best Case Duration	Worst Case Duration	Total Slack	Start	Finish	Criticality Indicator	Quarter	3rd Quarter	4th Quarter	1st Quarter	2nd Quarter	3rd Quarter	4th Quarter	1st Quarter	2nd Quarter	3rd Quarter	4th Quarter	1st Quarter	2nd Quarter	3rd Quarter															
											May	Jun	Jul	Aug	Sep	Oct	Nov	Dec	Jan	Feb	Mar	Apr	May	Jun	Jul	Aug	Sep	Oct	Nov	Dec	Jan	Feb	Mar	Apr	May	Jun	Jul		
1		Option Year 1	261 days		0 days	0 days	0 days	Fri 6/15/12	Fri 6/14/13																														
2		Option Year 1 Award	0 days	Low	0 days	0 days	0 days	Fri 6/15/12	Fri 6/15/12																														
3	CLIN01001		261 days		0 days	0 days	520 days	Fri 6/15/12	Fri 6/14/13																														
4		PM and SE Services	261 days		0 days	0 days	520 days	Fri 6/15/12	Fri 6/14/13																														
5	CLIN01003		87 days		0 days	0 days	694 days	Fri 6/15/12	Mon 10/15/12																														
6		Initial Logistics	87 days		0 days	0 days	694 days	Fri 6/15/12	Mon 10/15/12																														
7	CLIN 01010		168 days		0 days	0 days	0 days	Fri 6/15/12	Tue 2/5/13																														
177		Option Year 1 Buffer	93 days	Low	83.7 days	116.25 days	0 days	Wed 2/6/13	Fri 6/14/13																														
178		Option Year 2	260 days		0 days	0 days	0 days	Fri 6/14/13	Fri 6/13/14																														
179		Option Year 2 Award	0 days	Low	0 days	0 days	0 days	Fri 6/14/13	Fri 6/14/13																														
180	CLIN02001		260 days		0 days	0 days	260 days	Mon 6/17/13	Fri 6/13/14																														
181		PM and SE Services	260 days		0 days	0 days	260 days	Mon 6/17/13	Fri 6/13/14																														
182	CLIN 02010	Equipment Acquisition, Configurati	238 days		0 days	0 days	0 days	Mon 6/17/13	Wed 5/14/14																														
536		Option Year 2 Buffer	22 days	Low	19.8 days	27.5 days	0 days	Thu 5/15/14	Fri 6/13/14																														
537		Option Year 3	260 days		0 days	0 days	0 days	Fri 6/13/14	Fri 6/12/15																														
538		Option Year 3 Award	0 days	Low	0 days	0 days	0 days	Fri 6/13/14	Fri 6/13/14																														
539	CLIN03001		260 days		0 days	0 days	0 days	Mon 6/16/14	Fri 6/12/15																														
540		PM and SE Services	260 days		0 days	0 days	0 days	Mon 6/16/14	Fri 6/12/15																														
541	CLIN 03010		242 days		0 days	0 days	0 days	Mon 6/16/14	Tue 5/19/15																														
1079		Option Year 3 Buffer	18 days	Low	16.2 days	22.5 days	0 days	Wed 5/20/15	Fri 6/12/15																														

Project: IMS Template R10b1 - WBS a
Date: Fri 10/12/12

Task		Near Critical		Critical Milestone		Summary		Rolled Up Milestone		External Tasks		Deadline	
Critical Task		Progress		Imminent Crit Milestone		Rolled Up Task		Rolled Up Progress		Project Summary			
Imminent Critical		Milestone		Near Crit Milestone		Rolled Up Critical Task		Split		Group By Summary			

NAIS Option Year 01 - CLIN 01001 - CLIN 01004

TASK Breakdown	Jun-12	Jul-12	Aug-12	Sep-12	Oct-12	Nov-12	Dec-12	Jan-13	Feb-13	Mar-13	Apr-13	May-13	Jun-13
CLIN 01001 Program Management Actuals	\$24,556	\$41,808	\$30,561	\$56,214	\$35,548	\$106,273	\$60,646	\$51,029	\$52,942				
CLIN 01001 Program Management Planned	\$24,556	\$41,808	\$42,645	\$49,443	\$42,645	\$39,979	\$48,720	\$46,613	\$57,910	\$67,009	\$52,329	\$47,023	\$22,093
CLIN 01001 Mission Assurance Actuals	\$0	\$2,843	\$1,261	\$305	\$1,176	\$1,827	\$1,564	\$1,298	\$3,446				
CLIN 01001 Mission Assurance Planned	\$0	\$2,843	\$7,337	\$8,890	\$7,337	\$6,913	\$8,890	\$8,989	\$7,918	\$10,043	\$7,921	\$7,464	\$3,958
CLIN 01001 System Engineering Actuals	\$0	\$2,190	\$5,102	\$24,520	\$12,465	\$7,881	\$15,125	\$11,029	\$12,033				
CLIN 01001 System Engineering Planned	\$0	\$2,190	\$2,288	\$18,795	\$12,249	\$11,575	\$18,795	\$13,935	\$12,244	\$19,461	\$12,553	\$11,862	\$10,334
CLIN 01001 Test & Evaluation Actuals	\$0	\$0	\$0	\$0	\$0	\$0	\$0	\$0	\$0				
CLIN 01001 Test & Evaluation Planned	\$0	\$0	\$515	\$4,409	\$515	\$515	\$4,409	\$515	\$515	\$4,150	\$528	\$528	\$4,255
CLIN 0X010 Proposal Prep Actuals	\$0	\$11,509	\$22,377	\$2,298	\$1,810	\$6,418	\$26,341	\$1,125	\$129				
CLIN 0X010 Proposal Prep Planned	\$0	\$11,509	\$35,557	\$0	\$0	\$0	\$0	\$2,934	\$0	\$0	\$0	\$0	\$0
CLIN 01003 Logistics Actuals	\$213	\$67,377	\$62,887	\$12,499	\$24,787	\$7,633	\$49,293	\$35,806	\$21,867				
CLIN 01003 Logistics Planned	\$213	\$67,377	\$33,488	\$93,997	\$32,191	\$32,680	\$33,743	\$884	\$30,546	\$30,546	\$39,812	\$39,812	\$19,195
CLIN 01004 Travel Actuals	\$0	\$517	\$0	\$0	-\$147	\$433	\$0	\$2	\$415				
CLIN 01004 Travel Planned	\$0	\$517	\$2,416	\$5,099	\$0	\$2,416	\$3,199	\$0	\$0	\$3,199	\$0	\$0	\$3,199
CLIN 01001 ODCs Actuals	\$0	\$16,767	\$7,283	\$13,035	\$12,503	\$11,872	\$9,996	\$954	\$5,765				
CLIN 01001 ODCs Planned	\$0	\$16,767	\$12,185	\$12,780	\$13,432	\$12,780	\$12,636	\$13,392	\$16,847	\$16,928	\$17,930	\$16,852	\$16,619
Subtotal Actuals	\$24,769	\$143,011	\$129,472	\$108,871	\$88,142	\$142,336	\$162,965	\$101,243	\$96,597	\$0	\$0	\$0	\$0
Actuals Cum.	\$24,769	\$167,780	\$297,252	\$406,123	\$494,265	\$636,601	\$799,566	\$900,809	\$997,406	\$997,406	\$997,406	\$997,406	\$997,406
Total contract plan	\$24,769	\$143,011	\$136,432	\$193,415	\$108,370	\$106,860	\$130,392	\$87,262	\$125,980	\$151,336	\$131,072	\$123,542	\$79,652
Plan Cum	\$24,769	\$167,780	\$304,212	\$497,627	\$605,996	\$712,856	\$843,248	\$930,510	\$1,056,490	\$1,207,826	\$1,338,899	\$1,462,440	\$1,542,093
Total Funding	\$1,254,258	\$1,254,258	\$1,254,258	\$1,342,028	\$1,342,028	\$1,342,028	\$1,342,028	\$1,573,209	\$1,573,209	\$1,573,209	\$1,573,209	\$1,573,209	\$1,573,209
Funds Remaining	\$1,229,489	\$1,086,478	\$950,046	\$844,401	\$736,032	\$629,172	\$498,780	\$642,699	\$516,719	\$365,383	\$234,310	\$110,769	\$31,116

Total
\$459,577
\$582,775
\$13,720
\$88,502
\$90,345
\$146,282
\$0
\$20,856
\$72,007
\$50,000
\$282,362
\$454,483
\$1,220
\$20,045
\$78,175
\$179,149
\$997,406
\$997,406
\$1,542,093

Nationwide AIS Government Property List

Report Date: 10/9/2012

CONTROL_NUMBER	NOUN_MAJOR	MFGR_NAME
78069981	FIREWALL	CISCO
78069982	POWER SUPPLY	MEANWELL
78069983	POWER SUPPLY	MEANWELL
78069985	DISPLAY/KBD/POINTER	ECLIPSE
78069986	EXTERNAL HARD DRIVE	LACIE
78069988	Workstation (NAIS - HP)	HP
78069989	Workstation (NAIS - HP)	HP
78069990	Display (NAIS - HP)	HP
78069991	DISPLAY (NAIS - HP)	HP
78069992	AD/ESB Server (NAIS - HP)	HP
78069993	Chart Server (NAIS - HP)	HP
78069994	Data Recovery (NAIS - HP)	HP
78069995	SWITCH	CISCO
78069996	BASE STATION	PROTEC
78069997	BASE STATION	PROTEC
78069998	BLADE CENTER CHASSIS	IBM
78069999	BLADE CENTER CHASSIS	IBM
78070000	BLADE CENTER CHASSIS	IBM
78070001	BLADECENTER HS22	IBM
78070002	BLADECENTER HS22	IBM
78070003	BLADECENTER HS22	IBM
78070004	BLADECENTER HS22	IBM
78070005	BLADECENTER HS22	IBM
78070006	BLADECENTER HS22	IBM
78070007	BLADECENTER HS22	IBM
78070008	BLADECENTER HS22	IBM
78070009	BLADECENTER HS22	IBM
78070010	AUTOMATIC ID. SYSTEM	L3 COMMUNICATIONS
78070011	AUTOMATIC ID. SYSTEM	L3 COMMUNICATIONS
78070013	Sun SPARC Server (NAIS)	SUN
78070014	Sun SPARC Server (NAIS)	SUN
78070016	Sun SPARC Server (NAIS)	SUN
78070017	AIS-CTR X AIS CLASS B	TRUE HEADING
78070018	AIS-CTR X AIS CLASS B	TRUE HEADING
78070020	POWER SUPPLY	MEANWELL
78070021	POWER SUPPLY	MEANWELL
78080511	UPS	APC

78080512	UPS	APC
78080513	UPS	APC
78080514	UPS	APC
78080515	EXTERNAL HARD DRIVE	WESTERN DIGITAL
78080548	BANDPASS ANTENNA	AREA 51
78080549	USB REMOTE CONCENTRATOR	DIGI

MODEL_NO	SERIAL_NUMBER	OWNERSHIP CODE	PROPERTY TYPE CODE	PROPERTY SUBTYPE	PROJECT
ASA 5505		USG	EQ	CA	1K358
RS-75-24		USG	EQ	CA	1K358
RS-75-24		USG	EQ	CA	1K358
ER1-15N-USB		USG	EQ	CA	1K358
D2		USG	EQ	CA	1K358
Z400T		USG	EQ	CA	1K358
Z400T		USG	EQ	CA	1K358
L1710		USG	EQ	CA	1K358
L1710		USG	EQ	CA	1K358
E5530		USG	EQ	CA	1K358
E5530		USG	EQ	CA	1K358
XW4600		USG	EQ	CA	1K358
2960		USG	EQ	CA	1K358
AISM020502		USG	EQ	GF	1K358
AISM020502		USG	EQ	GF	1K358
8886AC1		USG	EQ	CA	1K358
8886AC1		USG	EQ	CA	1K358
8886AC1		USG	EQ	CA	1K358
7870AC1		USG	EQ	CA	1K358
7870AC1		USG	EQ	CA	1K358
7870AC1		USG	EQ	CA	1K358
7870AC1		USG	EQ	CA	1K358
7870AC1		USG	EQ	CA	1K358
7870AC1		USG	EQ	CA	1K358
7870AC1		USG	EQ	CA	1K358
7870AC1		USG	EQ	CA	1K358
7870AC1		USG	EQ	CA	1K358
7870AC1		USG	EQ	CA	1K358
AISA1-000-92		USG	EQ	CA	1K358
AISA1-000-92		USG	EQ	CA	1K358
T2000		USG	EQ	CA	1K358
T2000		USG	EQ	CA	1K358
T2000		USG	EQ	CA	1K358
AIS-CTR		USG	EQ	CA	1K358
AIS-CTR		USG	EQ	CA	1K358
RS75-12		USG	EQ	CA	1K358
RS75-12		USG	EQ	CA	1K358
SUA3000RM2U		USG	EQ	CA	1K358

SUA3000RM2U	[REDACTED]	USG	EQ	CA	1K358
SUA3000RM2U	[REDACTED]	USG	EQ	CA	1K358
SUA3000RM2U	[REDACTED]	USG	EQ	CA	1K358
WD80000A4NC-00	[REDACTED]	USG	EQ	CA	1K358
TWPC 1505-3	[REDACTED]	USG	EQ	CA	1K358
301-1130-01	[REDACTED]	USG	EQ	CA	1K358

CONTRACT_NUMBER	ACQ COST	ACQ DATE	STATUS	INTERNAL_LOCATION
HSCG23-09-C-ADP001	\$399.00	6/22/2009	ACTIVE	NN-INRI-02
HSCG23-09-C-ADP001	\$31.00	6/30/2009	ACTIVE	NN-INRI-02
HSCG23-09-C-ADP001	\$31.00	6/30/2009	ACTIVE	NN-INRI-02
HSCG23-09-C-ADP001	\$759.00	7/9/2009	ACTIVE	NN-INRI-02
HSCG23-09-C-ADP001	\$160.00	7/13/2009	ACTIVE	NN-INRI-02
HSCG23-09-C-ADP001	\$1,380.00	7/28/2009	ACTIVE	NN-INRI-02
HSCG23-09-C-ADP001	\$1,380.00	7/28/2009	ACTIVE	NN-INRI-02
HSCG23-09-C-ADP001	\$117.00	7/28/2009	ACTIVE	NN-INRI-02
HSCG23-09-C-ADP001	\$117.00	7/28/2009	ACTIVE	NN-INRI-02
HSCG23-09-C-ADP001	\$3,774.00	7/28/2009	ACTIVE	NN-INRI-02
HSCG23-09-C-ADP001	\$3,774.00	7/28/2009	ACTIVE	NN-INRI-02
HSCG23-09-C-ADP001	\$760.00	7/30/2009	ACTIVE	NN-INRI-02
HSCG23-09-C-ADP001	\$840.00	7/30/2009	ACTIVE	NN-INRI-02
HSCG23-09-C-ADP001	\$18,750.00	7/30/2009	ACTIVE	NN-INRI-02
HSCG23-09-C-ADP001	\$18,750.00	7/30/2009	ACTIVE	NN-INRI-02
HSCG23-09-C-ADP001	\$7,318.00	8/4/2009	ACTIVE	NN-INRI-02
HSCG23-09-C-ADP001	\$7,318.00	8/4/2009	ACTIVE	NN-INRI-02
HSCG23-09-C-ADP001	\$7,318.00	8/4/2009	ACTIVE	NN-INRI-02
HSCG23-09-C-ADP001	\$2,690.00	8/4/2009	ACTIVE	NN-INRI-02
HSCG23-09-C-ADP001	\$2,690.00	8/4/2009	ACTIVE	NN-INRI-02
HSCG23-09-C-ADP001	\$2,690.00	8/10/2009	ACTIVE	NN-INRI-02
HSCG23-09-C-ADP001	\$2,690.00	8/10/2009	ACTIVE	NN-INRI-02
HSCG23-09-C-ADP001	\$2,690.00	8/10/2009	ACTIVE	NN-INRI-02
HSCG23-09-C-ADP001	\$2,690.00	8/10/2009	ACTIVE	NN-INRI-02
HSCG23-09-C-ADP001	\$2,690.00	8/10/2009	ACTIVE	NN-INRI-02
HSCG23-09-C-ADP001	\$2,690.00	8/10/2009	ACTIVE	NN-INRI-02
HSCG23-09-C-ADP001	\$2,690.00	8/10/2009	ACTIVE	NN-INRI-02
HSCG23-09-C-ADP001	\$2,690.00	8/10/2009	ACTIVE	NN-INRI-02
HSCG23-09-C-ADP001	\$2,690.00	8/10/2009	ACTIVE	NN-INRI-02
HSCG23-09-C-ADP001	\$2,690.00	8/10/2009	ACTIVE	NN-INRI-02
HSCG23-09-C-ADP001	\$5,234.00	8/17/2009	ACTIVE	NN-INRI-02
HSCG23-09-C-ADP001	\$5,234.00	8/17/2009	ACTIVE	NN-INRI-02
HSCG23-09-C-ADP001	\$7,812.30	8/17/2009	ACTIVE	NN-INRI-02
HSCG23-09-C-ADP001	\$7,812.30	8/17/2009	ACTIVE	NN-INRI-02
HSCG23-09-C-ADP001	\$7,812.30	8/17/2009	ACTIVE	NN-INRI-02
HSCG23-09-C-ADP001	\$685.00	8/20/2009	ACTIVE	NN-INRI-02
HSCG23-09-C-ADP001	\$685.00	8/20/2009	ACTIVE	NN-INRI-02
HSCG23-09-C-ADP001	\$31.00	10/9/2009	ACTIVE	NN-INRI-02
HSCG23-09-C-ADP001	\$31.00	10/9/2009	ACTIVE	NN-INRI-02
HSCG23-09-C-ADP001	\$1,080.00	12/23/2009	ACTIVE	NN-INRI-02

HSCG23-09-C-ADP001	\$1,080.00	12/23/2009	ACTIVE	NN-INRI-02
HSCG23-09-C-ADP001	\$1,080.00	12/23/2009	ACTIVE	NN-INRI-02
HSCG23-09-C-ADP001	\$1,080.00	12/23/2009	ACTIVE	NN-INRI-02
HSCG23-09-C-ADP001	\$955.49	1/11/2010	ACTIVE	NN-INRI-02
HSCG23-09-C-ADP001	\$920.00	3/8/2010	ACTIVE	NN-INRI-02
HSCG23-09-C-ADP001	\$257.78	3/9/2010	ACTIVE	NN-INRI-02

INTERNAL_LOCATION_DESC	ROOM
NN-INRI-02 NEWPORT NEWS	421
NN-INRI-02 NEWPORT NEWS	419
NN-INRI-02 NEWPORT NEWS	419
NN-INRI-02 NEWPORT NEWS	419
NN-INRI-02 NEWPORT NEWS	419
NN-INRI-02 NEWPORT NEWS	419
NN-INRI-02 NEWPORT NEWS	419
NN-INRI-02 NEWPORT NEWS	419
NN-INRI-02 NEWPORT NEWS	419
NN-INRI-02 NEWPORT NEWS	419
NN-INRI-02 NEWPORT NEWS	419
NN-INRI-02 NEWPORT NEWS	419
NN-INRI-02 NEWPORT NEWS	419
NN-INRI-02 NEWPORT NEWS	419
NN-INRI-02 NEWPORT NEWS	419
NN-INRI-02 NEWPORT NEWS	419
NN-INRI-02 NEWPORT NEWS	419
NN-INRI-02 NEWPORT NEWS	419
NN-INRI-02 NEWPORT NEWS	419
NN-INRI-02 NEWPORT NEWS	419
NN-INRI-02 NEWPORT NEWS	419
NN-INRI-02 NEWPORT NEWS	419
NN-INRI-02 NEWPORT NEWS	419
NN-INRI-02 NEWPORT NEWS	419
NN-INRI-02 NEWPORT NEWS	419
NN-INRI-02 NEWPORT NEWS	419
NN-INRI-02 NEWPORT NEWS	419
NN-INRI-02 NEWPORT NEWS	419
NN-INRI-02 NEWPORT NEWS	419
NN-INRI-02 NEWPORT NEWS	419
NN-INRI-02 NEWPORT NEWS	419
NN-INRI-02 NEWPORT NEWS	419
NN-INRI-02 NEWPORT NEWS	419
NN-INRI-02 NEWPORT NEWS	419
NN-INRI-02 NEWPORT NEWS	419
NN-INRI-02 NEWPORT NEWS	419
NN-INRI-02 NEWPORT NEWS	419
NN-INRI-02 NEWPORT NEWS	419
NN-INRI-02 NEWPORT NEWS	419
NN-INRI-02 NEWPORT NEWS	419
NN-INRI-02 NEWPORT NEWS	419
NN-INRI-02 NEWPORT NEWS	419

NN-INRI-02 NEWPORT NEWS	419
NN-INRI-02 NEWPORT NEWS	419
NN-INRI-02 NEWPORT NEWS	419
NN-INRI-02 NEWPORT NEWS	419
NN-INRI-02 NEWPORT NEWS	417
NN-INRI-02 NEWPORT NEWS	419



Monthly Status Report

01 March 2013 through 31 March 2013

CDRL 1.2.10.5

(D45892)

**Nationwide Automatic Identification System
(NAIS)**

Contract Number: HSCG23-09-C-ADP001

Dated: April 8, 2013

Prepared for:

United States Coast Guard
Nationwide Automatic Identification System
2100 Second Street, SW
Washington, DC 20593-0001

Prepared by:

Northrop Grumman Information Systems
12350 Jefferson Ave, Suite 250
Newport News, VA 23602

Nationwide Automatic Identification System (NAIS)

CDRL: 1.2.10.5

1 March 2013 through 31 March 2013

Contract No: HSCG23-09-C-ADP001

Cage Code: 0J198

Document No.: D45892

PREPARED BY:

Northrop Grumman Information Systems
12350 Jefferson Ave, Suite 250
Newport News, VA 23602

PREPARED FOR:

United States Coast Guard
Nationwide Automatic Identification System
2100 Second Street, SW
Washington, DC 20593-0001



This Monthly Status Report (CDRL 1.2.10.5) summarizes the activities conducted in support of the Nationwide Automatic Identification System (NAIS) for month end March 2013. Questions regarding the contents of this report should be directed to the following Northrop Grumman Information Systems NAIS personnel:

“Signature on file”

Mr. Jim Fontenot, Program Manager
12350 Jefferson Avenue, Suite 250
Newport News, VA 23602
757-269-2574
James.Fontenot@ngc.com

April 8, 2013

Date

“Signature on file”

Mr. Rich Keller, Contracts
1760 Glenn Curtiss Street
Carson, CA 90746
(310) 764-3943
Richard.Keller@ngc.com

Section I – Progress Report

This section summarizes the work performed on the NAIS contract during the month of March 2013 as well as the areas of emphasis for the month of April 2013.

1.0 Work Summary

1.1 Events: The following events and activities occurred during this reporting period in support of the NAIS project:

- System vulnerability scan support and mitigation activities
- OT&E support (configuration updates and issue resolution)
- Supported OSC LAN migration, administrator training, and staging environment configuration
- CLIN01010 equipment procurement and assembly planning and preparation

1.2 Accomplishments / Noteworthy Points: The following accomplishments/agreements were reached during this reporting period:

- USCG agreed to reimburse NG for the proposal preparation overage.
- NG agreed to implement a no cost change to replace the original HP message recover PC with an industrial fanless PC specified by the USCG
- NG agreed to change the GPS antenna from F type connector to TNC type connector at no cost
-
- Below are the Action Item
 - NAIS Action Items (AI) Status

Action Items	3rd Quarter 2011		4th Quarter 2011		1st Quarter 2012		2nd Quarter 2012		Total Open	Total Closed
	Opened	Closed	Opened	Closed	Opened	Closed	Opened	Closed		
IFAT SVR	0	0	0	0	0	2	0	0	0	20
IBR (Clin 3)	0	0	0	0	0	0	0	0	0	3
IBR (Clin 1 & 2) Annual	0	0	0	0	0	0	0	0	0	7
IBR (Clin 1 – Replan)	0	0	9	7	0	1	0	1	0	9
PMR (5)	0	0	0	0	0	0	0	0	0	2
PMR (6)	0	0	0	0	0	0	0	0	0	0
PMR (7)	0	0	1	1	0	0	0	0	0	1
PMR (8)					2	0	0	2	0	2
RMR (6)	0	1	0	0	0	0	0	1	0	34
RMR (7)	0	1	0	0	0	0	0	0	0	15
RMR (8)					17	14	0	3	0	17
SVR (3)							3	3	0	3



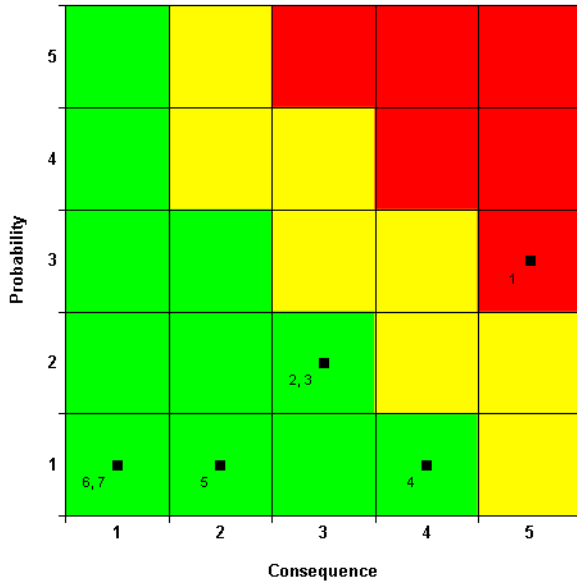
- IPT AI's (POAM) Status

	ILS	SE	TE	PSS
Active Items	0	3	1	1
Removed	1	51	2	0
Closed	31	141	152	37
Proposed	0	6	0	0
Trade Items	0	11	0	0
Watch List	0	0	7	0
Total	32	212	162	38

1.3 Areas of Emphasis for Next Month: The following project activities are priorities for next month:

- Continue supporting C&A activities (security vulnerabilities)
- Continue supporting OT&E preparations
- Continue CLIN01010 equipment procurement
- Begin receiving CLIN01010 equipment
- Begin CLIN01010 configuration and assembly

Top 10 Risks Report



Top 10 Risks Report

1. PG16 - APPROVED (15) PMSE and Logistics Option CLINS
2. SE15 - APPROVED (6) Co-Locate Interference
3. SE8 - APPROVED (6) VHF Interference
4. TE18 - APPROVED (4) Information Assurance Requirements
5. EM1 - APPROVED (2) Non-conforming Site Equipment
6. LM13 - APPROVED (1) COTS Obsolescence Management for Follow On Option
7. SE20 - APPROVED (1) System Operational Availability (Ao)

Note: Risks have not been updated since previous submittal

1.4 Schedule (IMS)

The attached IMS is a work in progress. CLINs 01001 and 01003 are level of effort tasks and therefore not shown in the IMS.



Microsoft Office
Project - NAIS IMS v2

1.5 Test equipment

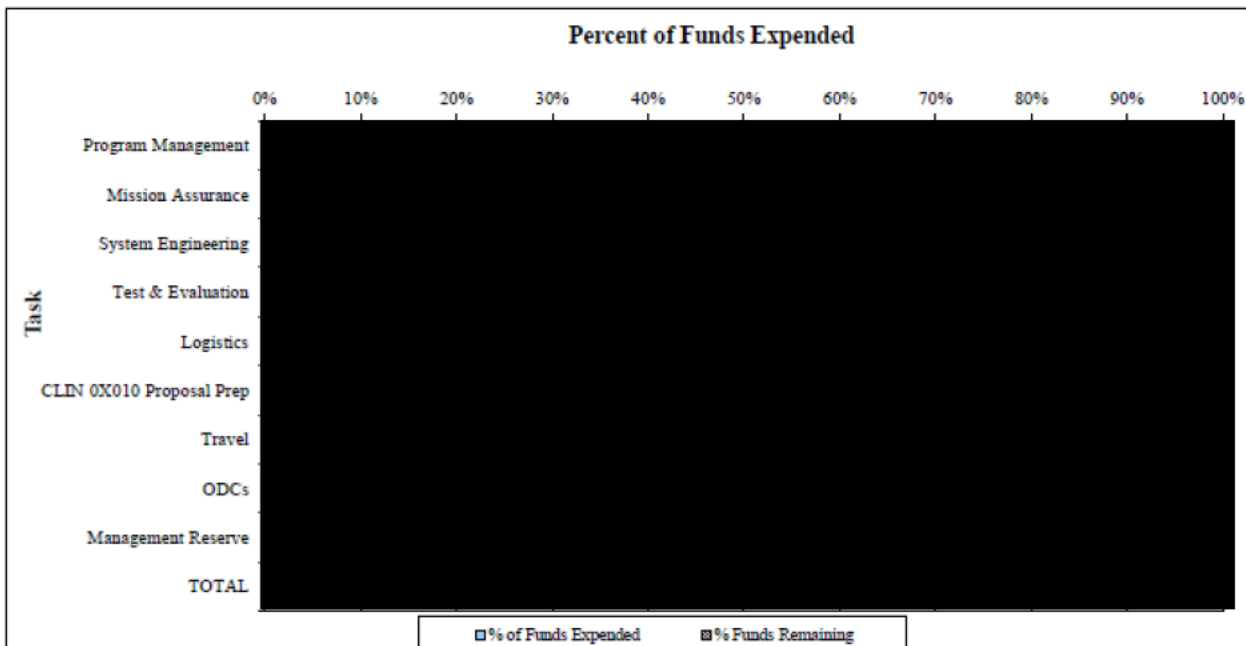
All test complete.

1.5.1 Test performed

All test complete.


**Section II – Cost Report
March 1 – March 29**

Nationwide AIS Option Year 1								
Program Manager: Jim Fontenot Project Title: Nationwide AIS - Option Year 1 Contract Start Date: 6/16/2012 Contract End Date: 6/15/2013 Actuals as of: 3/29/2013								
TASK	CEILING	BUDGET	ACTUALS	\$ REMAINING	% of Funds Expended	% Funded	% Funds Expended	% Funds Remaining
Program Management								
Mission Assurance								
System Engineering								
Test & Evaluation								
Logistics								
CLIN 0X010 Proposal Prep								
Travel								
ODCs								
Management Reserve								
TOTAL								





Nationwide AIS Option Year 1
Planned Revenue vs Actual Revenue
Expenditures as of March 2013



NAIS Option Year 01 - CLIN 01001 - CLIN 01004

TASK Breakdown	Jun-12	Jul-12	Aug-12	Sep-12	Oct-12	Nov-12	Dec-12	Jan-13	Feb-13	Mar-13	Apr-13	May-13	Jun-13	Total
CLIN 01001 Program Management Actuals														
CLIN 01001 Program Management Planned														
CLIN 01001 Mission Assurance Actuals														
CLIN 01001 Mission Assurance Planned														
CLIN 01001 System Engineering Actuals														
CLIN 01001 System Engineering Planned														
CLIN 01001 Test & Evaluation Actuals														
CLIN 01001 Test & Evaluation Planned														
CLIN 0X010 Proposal Prep Actuals														
CLIN 0X010 Proposal Prep Planned														
CLIN 01003 Logistics Actuals														
CLIN 01003 Logistics Planned														
CLIN 01004 Travel Actuals														
CLIN 01004 Travel Planned														
CLIN 01001 ODCs Actuals														
CLIN 01001 ODCs Planned														
Subtotal Actuals														
Actuals Cum														
Total contract plan														
Plan Cum														
Total Funding	\$1,254,258	\$1,254,258	\$1,254,258	\$1,342,028	\$1,342,028	\$1,342,028	\$1,342,028	\$1,573,209	\$1,573,209	\$1,573,209	\$1,573,209	\$1,573,209	\$1,573,209	
Funds Remaining														



NAIS Project
Tracking - March 2013

Section III – GFE Status Report



GFE List 10 9
2012.xlsx

ID	CWBS Ref	Task Name	Duration	Task Risk	Best Case Duration	Worst Case Duration	Total Slack	Start	Finish	Criticality Indicator	brua	March	April	May	June	July	August
0		IMS Template R10b1 - WBS and IMP Ba	126 days		0 days	0 days	0 days	Thu 2/21/13	Mon 8/19/13								
1	1.01010	Option Year 1	126 days		0 days	0 days	0 days	Thu 2/21/13	Mon 8/19/13								
2	1.01010	CLIN 01010	115 days		0 days	0 days	11 days	Thu 2/21/13	Fri 8/2/13								
3	✓	1.01010	CLIN01010 Award		0 days	0 days	0 days	Thu 2/21/13	Thu 2/21/13	●							
4	✓	1.01010	Initialization	Low	0 days	0 days	0 days	Thu 2/21/13	Mon 2/25/13	●							
5	1.01010	Equipment Acquisition	83 days		0 days	0 days	10 days	Tue 2/26/13	Fri 6/21/13								
6	✓	1.01010	Long Lead Item Procurement	Low	0 days	0 days	0 days	Tue 2/26/13	Fri 3/22/13	●							
7	1.01010	Long Lead Item First Batch Delive	16 days	Low	9 days	12.5 days	0 days	Mon 3/25/13	Mon 4/15/13	●							
8	1.01010	Long Lead Item Second Batch De	29 days	Low	26.1 days	36.25 days	0 days	Tue 4/16/13	Fri 5/24/13	●							
9	1.01010	Long Lead Item Third Batch Delive	19 days	Low	17.1 days	23.75 days	0 days	Tue 5/28/13	Fri 6/21/13	●							
10	1.01010	Non-Long Lead Item Procurement	5 days	Low	3.6 days	5 days	50.5 days	Mon 3/25/13	Fri 3/29/13	●							
11	1.01010	Non-Long Lead Item Delivery Peri	20 days	Low	16.65 days	23.13 days	49 days	Mon 4/1/13	Fri 4/26/13	●							
12	1.01010	Receive Non-Long Lead Items	0 days	Low	0 days	0 days	49 days	Fri 4/26/13	Fri 4/26/13	●							
13	1.01010	Equipment Configuration	68 days		0 days	0 days	11 days	Mon 4/29/13	Fri 8/2/13								
14		Batch 1 Build	30 days		0 days	0 days	49 days	Mon 4/29/13	Mon 6/10/13								
80		Batch 2 Build	30 days		0 days	0 days	29 days	Tue 5/28/13	Tue 7/9/13								
146		Batch 3 Build	29 days		0 days	0 days	0 days	Mon 6/24/13	Fri 8/2/13								
209	1.01010	Option Year 1 Buffer	11 days	Low	9.9 days	13.75 days	0 days	Mon 8/5/13	Mon 8/19/13	●							
210	1.01010	Option Year 1 Complete	0 days		0 days	0 days	0 days	Mon 8/19/13	Mon 8/19/13	●							

Project: IMS Template R10b1 - WBS a
Date: Mon 4/8/13

Task		Milestone		Rolled Up Task		External Tasks	
Critical Task		Critical Milestone		Rolled Up Critical Task		Project Summary	
Imminent Critical		Imminent Crit Milestone		Rolled Up Milestone		Group By Summary	
Near Critical		Near Crit Milestone		Rolled Up Progress		Deadline	
Progress		Summary		Split			

NAIS Option Year 01 - CLIN 01001 - CLIN 01004

TASK Breakdown	Jun-12	Jul-12	Aug-12	Sep-12	Oct-12	Nov-12	Dec-12	Jan-13	Feb-13	Mar-13	Apr-13	May-13	Jun-13	Total
CLIN 01001 Program Management Actuals	\$24,556	\$41,808	\$30,561	\$56,214	\$35,548	\$106,273	\$60,646	\$51,029	\$52,942	\$60,431				\$520,008
CLIN 01001 Program Management Planned	\$24,556	\$41,808	\$42,645	\$49,443	\$42,645	\$39,979	\$48,720	\$46,613	\$57,910	\$67,009	\$52,329	\$47,023	\$22,093	\$582,775
CLIN 01001 Mission Assurance Actuals	\$0	\$2,843	\$1,261	\$305	\$1,176	\$1,827	\$1,564	\$1,298	\$3,446	\$5				\$13,725
CLIN 01001 Mission Assurance Planned	\$0	\$2,843	\$7,337	\$8,890	\$7,337	\$6,913	\$8,890	\$8,989	\$7,918	\$10,043	\$7,921	\$7,464	\$3,958	\$88,502
CLIN 01001 System Engineering Actuals	\$0	\$2,190	\$5,102	\$24,520	\$12,465	\$7,881	\$15,125	\$11,029	\$12,033	\$17,517				\$107,862
CLIN 01001 System Engineering Planned	\$0	\$2,190	\$2,288	\$18,795	\$12,249	\$11,575	\$18,795	\$13,935	\$12,244	\$19,461	\$12,553	\$11,862	\$10,334	\$146,282
CLIN 01001 Test & Evaluation Actuals	\$0	\$0	\$0	\$0	\$0	\$0	\$0	\$0	\$0	\$0				\$0
CLIN 01001 Test & Evaluation Planned	\$0	\$0	\$515	\$4,409	\$515	\$515	\$4,409	\$515	\$515	\$4,150	\$528	\$528	\$4,255	\$20,856
CLIN 0X010 Proposal Prep Actuals	\$0	\$11,509	\$22,377	\$2,298	\$1,810	\$6,418	\$26,341	\$1,125	\$129	\$0				\$72,007
CLIN 0X010 Proposal Prep Planned	\$0	\$11,509	\$35,557	\$0	\$0	\$0	\$0	\$2,934	\$0	\$0	\$0	\$0	\$0	\$50,000
CLIN 01003 Logistics Actuals	\$213	\$67,377	\$62,887	\$12,499	\$24,787	\$7,633	\$49,293	\$35,806	\$21,867	\$11,538				\$293,900
CLIN 01003 Logistics Planned	\$213	\$67,377	\$33,488	\$93,997	\$32,191	\$32,680	\$33,743	\$884	\$30,546	\$30,546	\$39,812	\$39,812	\$19,195	\$454,483
CLIN 01004 Travel Actuals	\$0	\$517	\$0	\$0	-\$147	\$433	\$0	\$2	\$415	\$0				\$1,220
CLIN 01004 Travel Planned	\$0	\$517	\$2,416	\$5,099	\$0	\$2,416	\$3,199	\$0	\$0	\$0	\$0	\$0	\$3,199	\$16,846
CLIN 01001 ODCs Actuals	\$0	\$16,767	\$7,283	\$13,035	\$12,503	\$11,872	\$9,996	\$954	\$5,765	\$46,158				\$124,333
CLIN 01001 ODCs Planned	\$0	\$16,767	\$12,185	\$12,780	\$13,432	\$12,780	\$12,636	\$13,392	\$16,847	\$16,928	\$17,930	\$16,852	\$16,619	\$179,149
Subtotal Actuals	\$24,769	\$143,011	\$129,472	\$108,871	\$88,142	\$142,336	\$162,965	\$101,243	\$96,597	\$135,649	\$0	\$0	\$0	\$1,133,055
Actuals Cum.	\$24,769	\$167,780	\$297,252	\$406,123	\$494,265	\$636,601	\$799,566	\$900,809	\$997,406	\$1,133,055	\$1,133,055	\$1,133,055	\$1,133,055	\$1,133,055
Total contract plan	\$24,769	\$143,011	\$136,432	\$193,415	\$108,370	\$106,860	\$130,392	\$87,262	\$125,980	\$148,137	\$131,072	\$123,542	\$79,652	\$1,538,894
Plan Cum	\$24,769	\$167,780	\$304,212	\$497,627	\$605,996	\$712,856	\$843,248	\$930,510	\$1,056,490	\$1,204,627	\$1,335,700	\$1,459,241	\$1,538,894	
Total Funding	\$1,254,258	\$1,254,258	\$1,254,258	\$1,342,028	\$1,342,028	\$1,342,028	\$1,342,028	\$1,573,209	\$1,573,209	\$1,573,209	\$1,573,209	\$1,573,209	\$1,573,209	
Funds Remaining	\$1,229,489	\$1,086,478	\$950,046	\$844,401	\$736,032	\$629,172	\$498,780	\$642,699	\$516,719	\$368,582	\$237,509	\$113,968	\$34,315	

Nationwide AIS Government Property List

Report Date: 10/9/2012

CONTROL_NUMBER	NOUN_MAJOR	MFGR_NAME
78069981	FIREWALL	CISCO
78069982	POWER SUPPLY	MEANWELL
78069983	POWER SUPPLY	MEANWELL
78069985	DISPLAY/KBD/POINTER	ECLIPSE
78069986	EXTERNAL HARD DRIVE	LACIE
78069988	Workstation (NAIS - HP)	HP
78069989	Workstation (NAIS - HP)	HP
78069990	Display (NAIS - HP)	HP
78069991	DISPLAY (NAIS - HP)	HP
78069992	AD/ESB Server (NAIS - HP)	HP
78069993	Chart Server (NAIS - HP)	HP
78069994	Data Recovery (NAIS - HP)	HP
78069995	SWITCH	CISCO
78069996	BASE STATION	PROTEC
78069997	BASE STATION	PROTEC
78069998	BLADE CENTER CHASSIS	IBM
78069999	BLADE CENTER CHASSIS	IBM
78070000	BLADE CENTER CHASSIS	IBM
78070001	BLADECENTER HS22	IBM
78070002	BLADECENTER HS22	IBM
78070003	BLADECENTER HS22	IBM
78070004	BLADECENTER HS22	IBM
78070005	BLADECENTER HS22	IBM
78070006	BLADECENTER HS22	IBM
78070007	BLADECENTER HS22	IBM
78070008	BLADECENTER HS22	IBM
78070009	BLADECENTER HS22	IBM
78070010	AUTOMATIC ID. SYSTEM	L3 COMMUNICATIONS
78070011	AUTOMATIC ID. SYSTEM	L3 COMMUNICATIONS
78070013	Sun SPARC Server (NAIS)	SUN
78070014	Sun SPARC Server (NAIS)	SUN
78070016	Sun SPARC Server (NAIS)	SUN
78070017	AIS-CTR X AIS CLASS B	TRUE HEADING
78070018	AIS-CTR X AIS CLASS B	TRUE HEADING
78070020	POWER SUPPLY	MEANWELL
78070021	POWER SUPPLY	MEANWELL
78080511	UPS	APC

78080512	UPS	APC
78080513	UPS	APC
78080514	UPS	APC
78080515	EXTERNAL HARD DRIVE	WESTERN DIGITAL
78080548	BANDPASS ANTENNA	AREA 51
78080549	USB REMOTE CONCENTRATOR	DIGI

MODEL_NO	SERIAL_NUMBER	OWNERSHIP CODE	PROPERTY TYPE CODE	PROPERTY SUBTYPE	PROJECT
ASA 5505		USG	EQ	CA	1K358
RS-75-24		USG	EQ	CA	1K358
RS-75-24		USG	EQ	CA	1K358
ER1-15N-USB		USG	EQ	CA	1K358
D2		USG	EQ	CA	1K358
Z400T		USG	EQ	CA	1K358
Z400T		USG	EQ	CA	1K358
L1710		USG	EQ	CA	1K358
L1710		USG	EQ	CA	1K358
E5530		USG	EQ	CA	1K358
E5530		USG	EQ	CA	1K358
XW4600		USG	EQ	CA	1K358
2960		USG	EQ	CA	1K358
AISM020502		USG	EQ	GF	1K358
AISM020502		USG	EQ	GF	1K358
8886AC1		USG	EQ	CA	1K358
8886AC1		USG	EQ	CA	1K358
8886AC1		USG	EQ	CA	1K358
7870AC1		USG	EQ	CA	1K358
7870AC1		USG	EQ	CA	1K358
7870AC1		USG	EQ	CA	1K358
7870AC1		USG	EQ	CA	1K358
7870AC1		USG	EQ	CA	1K358
7870AC1		USG	EQ	CA	1K358
7870AC1		USG	EQ	CA	1K358
7870AC1		USG	EQ	CA	1K358
7870AC1		USG	EQ	CA	1K358
7870AC1		USG	EQ	CA	1K358
AISA1-000-92		USG	EQ	CA	1K358
AISA1-000-92		USG	EQ	CA	1K358
T2000		USG	EQ	CA	1K358
T2000		USG	EQ	CA	1K358
T2000		USG	EQ	CA	1K358
AIS-CTR		USG	EQ	CA	1K358
AIS-CTR		USG	EQ	CA	1K358
RS75-12		USG	EQ	CA	1K358
RS75-12		USG	EQ	CA	1K358
SUA3000RM2U		USG	EQ	CA	1K358

SUA3000RM2U	[REDACTED]	USG	EQ	CA	1K358
SUA3000RM2U	[REDACTED]	USG	EQ	CA	1K358
SUA3000RM2U	[REDACTED]	USG	EQ	CA	1K358
WD80000A4NC-00	[REDACTED]	USG	EQ	CA	1K358
TWPC 1505-3	[REDACTED]	USG	EQ	CA	1K358
301-1130-01	[REDACTED]	USG	EQ	CA	1K358

CONTRACT_NUMBER	ACQ COST	ACQ DATE	STATUS	INTERNAL_LOCATION
HSCG23-09-C-ADP001	\$399.00	6/22/2009	ACTIVE	NN-INRI-02
HSCG23-09-C-ADP001	\$31.00	6/30/2009	ACTIVE	NN-INRI-02
HSCG23-09-C-ADP001	\$31.00	6/30/2009	ACTIVE	NN-INRI-02
HSCG23-09-C-ADP001	\$759.00	7/9/2009	ACTIVE	NN-INRI-02
HSCG23-09-C-ADP001	\$160.00	7/13/2009	ACTIVE	NN-INRI-02
HSCG23-09-C-ADP001	\$1,380.00	7/28/2009	ACTIVE	NN-INRI-02
HSCG23-09-C-ADP001	\$1,380.00	7/28/2009	ACTIVE	NN-INRI-02
HSCG23-09-C-ADP001	\$117.00	7/28/2009	ACTIVE	NN-INRI-02
HSCG23-09-C-ADP001	\$117.00	7/28/2009	ACTIVE	NN-INRI-02
HSCG23-09-C-ADP001	\$3,774.00	7/28/2009	ACTIVE	NN-INRI-02
HSCG23-09-C-ADP001	\$3,774.00	7/28/2009	ACTIVE	NN-INRI-02
HSCG23-09-C-ADP001	\$760.00	7/30/2009	ACTIVE	NN-INRI-02
HSCG23-09-C-ADP001	\$840.00	7/30/2009	ACTIVE	NN-INRI-02
HSCG23-09-C-ADP001	\$18,750.00	7/30/2009	ACTIVE	NN-INRI-02
HSCG23-09-C-ADP001	\$18,750.00	7/30/2009	ACTIVE	NN-INRI-02
HSCG23-09-C-ADP001	\$7,318.00	8/4/2009	ACTIVE	NN-INRI-02
HSCG23-09-C-ADP001	\$7,318.00	8/4/2009	ACTIVE	NN-INRI-02
HSCG23-09-C-ADP001	\$7,318.00	8/4/2009	ACTIVE	NN-INRI-02
HSCG23-09-C-ADP001	\$2,690.00	8/4/2009	ACTIVE	NN-INRI-02
HSCG23-09-C-ADP001	\$2,690.00	8/4/2009	ACTIVE	NN-INRI-02
HSCG23-09-C-ADP001	\$2,690.00	8/10/2009	ACTIVE	NN-INRI-02
HSCG23-09-C-ADP001	\$2,690.00	8/10/2009	ACTIVE	NN-INRI-02
HSCG23-09-C-ADP001	\$2,690.00	8/10/2009	ACTIVE	NN-INRI-02
HSCG23-09-C-ADP001	\$2,690.00	8/10/2009	ACTIVE	NN-INRI-02
HSCG23-09-C-ADP001	\$2,690.00	8/10/2009	ACTIVE	NN-INRI-02
HSCG23-09-C-ADP001	\$2,690.00	8/10/2009	ACTIVE	NN-INRI-02
HSCG23-09-C-ADP001	\$2,690.00	8/10/2009	ACTIVE	NN-INRI-02
HSCG23-09-C-ADP001	\$2,690.00	8/10/2009	ACTIVE	NN-INRI-02
HSCG23-09-C-ADP001	\$2,690.00	8/10/2009	ACTIVE	NN-INRI-02
HSCG23-09-C-ADP001	\$2,690.00	8/10/2009	ACTIVE	NN-INRI-02
HSCG23-09-C-ADP001	\$5,234.00	8/17/2009	ACTIVE	NN-INRI-02
HSCG23-09-C-ADP001	\$5,234.00	8/17/2009	ACTIVE	NN-INRI-02
HSCG23-09-C-ADP001	\$7,812.30	8/17/2009	ACTIVE	NN-INRI-02
HSCG23-09-C-ADP001	\$7,812.30	8/17/2009	ACTIVE	NN-INRI-02
HSCG23-09-C-ADP001	\$7,812.30	8/17/2009	ACTIVE	NN-INRI-02
HSCG23-09-C-ADP001	\$685.00	8/20/2009	ACTIVE	NN-INRI-02
HSCG23-09-C-ADP001	\$685.00	8/20/2009	ACTIVE	NN-INRI-02
HSCG23-09-C-ADP001	\$31.00	10/9/2009	ACTIVE	NN-INRI-02
HSCG23-09-C-ADP001	\$31.00	10/9/2009	ACTIVE	NN-INRI-02
HSCG23-09-C-ADP001	\$1,080.00	12/23/2009	ACTIVE	NN-INRI-02

HSCG23-09-C-ADP001	\$1,080.00	12/23/2009	ACTIVE	NN-INRI-02
HSCG23-09-C-ADP001	\$1,080.00	12/23/2009	ACTIVE	NN-INRI-02
HSCG23-09-C-ADP001	\$1,080.00	12/23/2009	ACTIVE	NN-INRI-02
HSCG23-09-C-ADP001	\$955.49	1/11/2010	ACTIVE	NN-INRI-02
HSCG23-09-C-ADP001	\$920.00	3/8/2010	ACTIVE	NN-INRI-02
HSCG23-09-C-ADP001	\$257.78	3/9/2010	ACTIVE	NN-INRI-02

NN-INRI-02 NEWPORT NEWS	419
NN-INRI-02 NEWPORT NEWS	419
NN-INRI-02 NEWPORT NEWS	419
NN-INRI-02 NEWPORT NEWS	419
NN-INRI-02 NEWPORT NEWS	417
NN-INRI-02 NEWPORT NEWS	419

Monthly Status Report

01 April 2013 through 30 April 2013

CDRL 1.2.10.5

(D45892)

**Nationwide Automatic Identification System
(NAIS)**

Contract Number: HSCG23-09-C-ADP001

Dated: May 14, 2013

Prepared for:

United States Coast Guard
Nationwide Automatic Identification System
2100 Second Street, SW
Washington, DC 20593-0001

Prepared by:

Northrop Grumman Information Systems
12350 Jefferson Ave, Suite 250
Newport News, VA 23602

Nationwide Automatic Identification System (NAIS)

CDRL: 1.2.10.5

1 April 2013 through 30 April 2013

Contract No: HSCG23-09-C-ADP001

Cage Code: 0J198

Document No.: D45892

PREPARED BY:

Northrop Grumman Information Systems
12350 Jefferson Ave, Suite 250
Newport News, VA 23602

PREPARED FOR:

United States Coast Guard
Nationwide Automatic Identification System
2100 Second Street, SW
Washington, DC 20593-0001

Further dissemination only as directed by Commandant (CG-9332) or higher Coast Guard authority

This Monthly Status Report (CDRL 1.2.10.5) summarizes the activities conducted in support of the Nationwide Automatic Identification System (NAIS) for month end April 2013. Questions regarding the contents of this report should be directed to the following Northrop Grumman Information Systems NAIS personnel:

“Signature on file”

Mr. Jim Fontenot, Program Manager
12350 Jefferson Avenue, Suite 250
Newport News, VA 23602
757-269-2574
James.Fontenot@ngc.com

May 14, 2013

Date

“Signature on file”

Mr. Rich Keller, Contracts
1760 Glenn Curtiss Street
Carson, CA 90746
(310) 764-3943
Richard.Keller@ngc.com

Section I – Progress Report

This section summarizes the work performed on the NAIS contract during the month of April 2013 as well as the areas of emphasis for the month of May 2013.

1.0 Work Summary

1.1 Events: The following events and activities occurred during this reporting period in support of the NAIS project:

- System vulnerability scan support and mitigation activities
- OT&E support (configuration updates and issue resolution)
- CLIN01010 equipment procurement and assembly

1.2 Accomplishments / Noteworthy Points: The following accomplishments/agreements were reached during this reporting period:

- None
- Below are the Action Item
 - NAIS Action Items (AI) Status

Action Items	3rd Quarter 2011		4th Quarter 2011		1st Quarter 2012		2nd Quarter 2012		Total Open	Total Closed
	Opened	Closed	Opened	Closed	Opened	Closed	Opened	Closed		
IFAT SVR	0	0	0	0	0	2	0	0	0	20
IBR (Clin 3)	0	0	0	0	0	0	0	0	0	3
IBR (Clin 1 & 2) Annual	0	0	0	0	0	0	0	0	0	7
IBR (Clin 1 Replan)	0	0	9	7	0	1	0	1	0	9
PMR (5)	0	0	0	0	0	0	0	0	0	2
PMR (6)	0	0	0	0	0	0	0	0	0	0
PMR (7)	0	0	1	1	0	0	0	0	0	1
PMR (8)					2	0	0	2	0	2
RMR (6)	0	1	0	0	0	0	0	1	0	34
RMR (7)	0	1	0	0	0	0	0	0	0	15
RMR (8)					17	14	0	3	0	17
SVR (3)							3	3	0	3

• IPT AI's (POAM) Status

	ILS	SE	TE	PSS
Active Items	0	3	1	1
Removed	1	51	2	0
Closed	31	141	152	37
Proposed	0	6	0	0
Trade Items	0	11	0	0
Watch List	0	0	7	0
Total	32	212	162	38

Further dissemination only as directed by Commandant (CG-9332) or higher Coast Guard authority

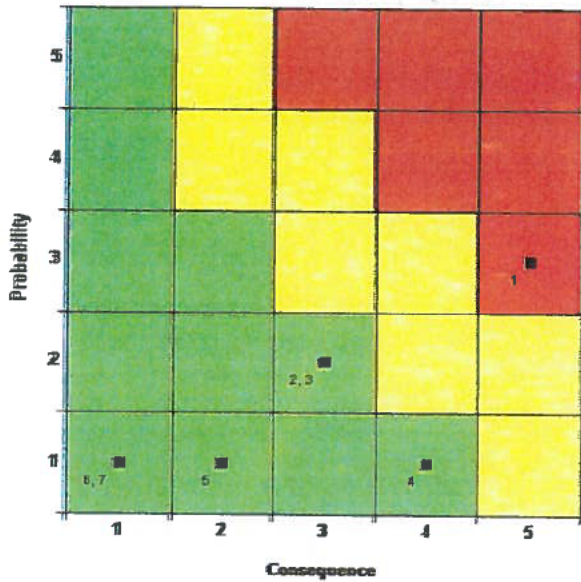


1.3 Areas of Emphasis for Next Month: The following project activities are priorities for next month:

- Continue supporting C&A activities (security vulnerabilities)
- Continue supporting OT&E preparations
- Receiving CLIN01010 equipment
- CLIN01010 configuration and assembly

Further dissemination only as directed by Commandant (CG-9332) or higher Coast Guard authority

Top 10 Risks Report



Top 10 Risks Report

1. PG16 - APPROVED (15) PMSE and Logistics Option CLINS
2. SE15 - APPROVED (6) Co-Locate Interference
3. SE8 - APPROVED (6) VHF Interference
4. TE18 - APPROVED (4) Information Assurance Requirements
5. EM1 - APPROVED (2) Non-conforming Site Equipment
6. LM13 - APPROVED (1) COTS Obsolescence Management for Follow On Option
7. SE20 - APPROVED (1) System Operational Availability (Ao)

Note: Risks have not been updated since previous submittal

1.4 Schedule (IMS)

The attached IMS is a work in progress. CLINs 01001 and 01003 are level of effort tasks and therefore not shown in the IMS.



Microsoft Office
Project - NAIS IMS v2

1.5 Test equipment

All test complete.

Further dissemination only as directed by Commandant (CG-9332) or higher Coast Guard authority

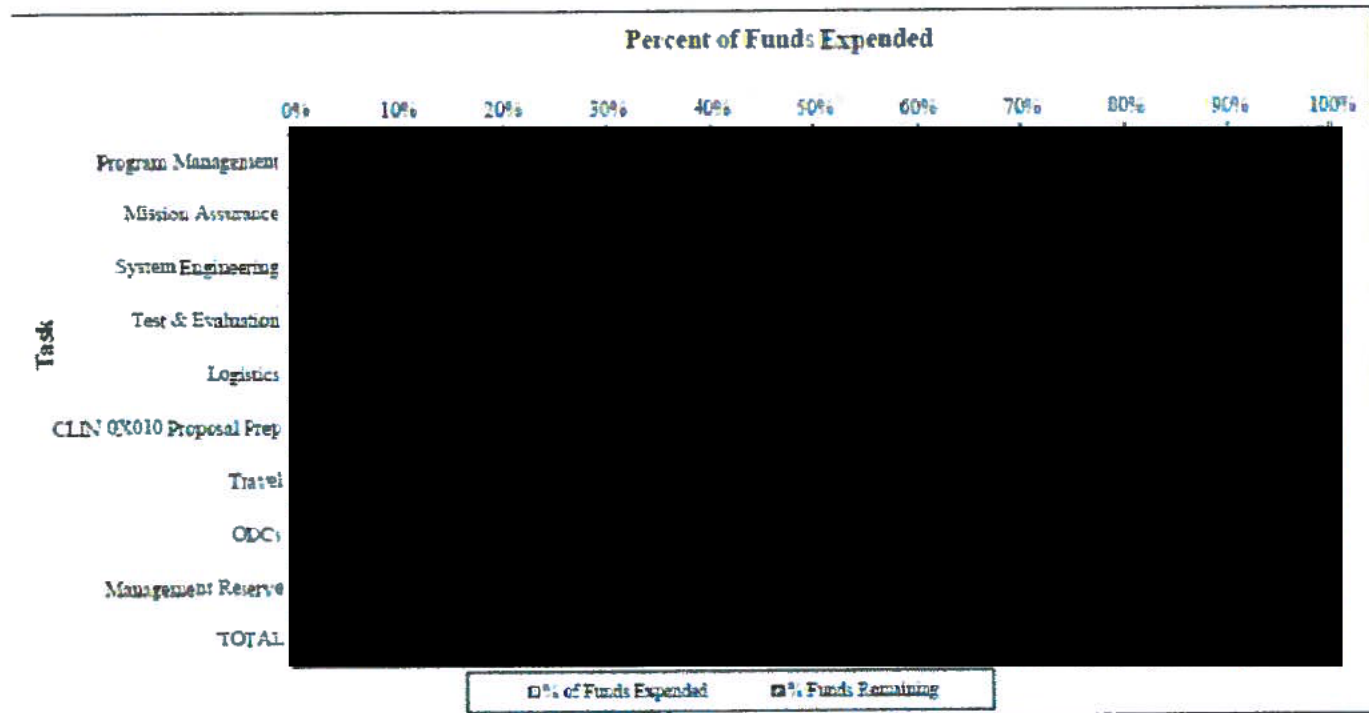


1.5.1 Test performed

All test complete.


**Section II – Cost Report
April 1 – April 26**

Nationwide AIS Option Year 1									
Program Manager:		Jim Fontenot							
Project Title:		Nationwide AIS - Option Year 1							
Contract Start Date:		6/16/2012							
Contract End Date:		6/15/2013							
Actuals as of:		4/26/2013							
TASK	CEILING	BUDGET	ACTUALS	\$REMAINING	% of Funds Expended	% Funds	% Funds	% Funds	
Program Management									
Mission Assurance									
System Engineering									
Test & Evaluation									
Logistics									
CLIN 0X010 Proposal Prep									
Travel									
ODCs									
Management Reserve									
TOTAL									



Further dissemination only as directed by Commandant (CG-9332) or higher Coast Guard authority

**Nationwide AIS Option Year 1
Planned Revenue vs Actual Revenue
Expenditures as of April 2013**



Further dissemination only as directed by Commandant (CG-9332) or higher Coast Guard authority



NAIS Option Year 01 - CLIN 01001 - CLIN 01004

TASK Breakdown	01-01	01-02	01-03	01-04	01-05	01-06	01-07	01-08	01-09	01-10	01-11	01-12	01-13	01-14	01-15
CLIN 01001 Program Management Actuals															
CLIN 01001 Program Management Planned															
CLIN 01001 Mission Assurance Actuals															
CLIN 01001 Mission Assurance Planned															
CLIN 01001 System Engineering Actuals															
CLIN 01001 System Engineering Planned															
CLIN 01001 Test & Evaluation Actuals															
CLIN 01001 Test & Evaluation Planned															
CLIN 01010 Personnel Prog Actuals															
CLIN 01010 Personnel Prog Planned															
CLIN 01020 Logistics Actuals															
CLIN 01020 Logistics Planned															
CLIN 01034 Travel Actuals															
CLIN 01034 Travel Planned															
CLIN 01001 OODA Actuals															
CLIN 01001 OODA Planned															
Subtotal Actuals															
Actuals Cum															
Total contract plan															
Plan Cum															
Total Funding	\$1,284,216	\$1,284,216	\$1,284,216	\$1,284,216	\$1,284,216	\$1,284,216	\$1,284,216	\$1,284,216	\$1,284,216	\$1,284,216	\$1,284,216	\$1,284,216	\$1,284,216	\$1,284,216	\$1,284,216
Funds Remaining															



NAIS Project
Tracking - April 2013.

Section III – GFE Status Report



GFE List 10 9
2012.xlsx

Further dissemination only as directed by Commandant (CG-9332) or higher Coast Guard authority

ID	CWBS Ref	Task Name	Duration	Task Risk	Best Case Duration	Worst Case Duration	Total Slack	Start	Finish	Month											
										brua	March	April	May	June	July	August	M	E	B	M	E
0		IMS Template R10b1 - WBS and IMP Based Example	126 days		0 days	0 days	0 days	Thu 2/21/13	Mon 8/19/13												
1	1.01010	Option Year 1	126 days		0 days	0 days	0 days	Thu 2/21/13	Mon 8/19/13												
2	1.01010	CLIN 01010	116 days		0 days	0 days	11 days	Thu 2/21/13	Fri 8/2/13												
3	✓ 1.01010	CLIN01010 Award	0 days		0 days	0 days	0 days	Thu 2/21/13	Thu 2/21/13												
4	✓ 1.01010	Initialization	3 days	Low	0 days	0 days	0 days	Thu 2/21/13	Mon 2/25/13												
5	1.01010	Equipment Acquisition	83 days		0 days	0 days	40 days	Tue 2/26/13	Fri 6/21/13												
6	✓ 1.01010	Long Lead Item Procurement	19 days	Low	0 days	0 days	0 days	Tue 2/26/13	Fri 3/22/13												
7	✓ 1.01010	Long Lead Item First Batch Delivery	16 days	Low	0 days	0 days	0 days	Mon 3/25/13	Mon 4/15/13												
8	1.01010	Long Lead Item Second Batch Delivery	29 days	Low	10.44 days	14.5 days	0 days	Tue 4/16/13	Fri 5/24/13												
9	1.01010	Long Lead Item Third Batch Delivery	19 days	Low	17.1 days	23.75 days	0 days	Tue 5/28/13	Fri 6/21/13												
10	✓ 1.01010	Non-Long Lead Item Procurement	5 days	Low	0 days	0 days	0 days	Mon 3/25/13	Fri 3/29/13												
11	✓ 1.01010	Non-Long Lead Item Delivery Period	20 days	Low	0 days	0 days	0 days	Mon 4/1/13	Fri 4/26/13												
12	1.01010	Receive Non-Long Lead Items	0 days	Low	0 days	0 days	79 days	Fri 4/26/13	Fri 4/26/13												
13	1.01010	Equipment Configuration	83 days		0 days	0 days	11 days	Mon 4/29/13	Fri 8/2/13												
14		Batch 1 Build	30 days		0 days	0 days	49 days	Mon 4/29/13	Mon 6/10/13												
80		Batch 2 Build	30 days		0 days	0 days	29 days	Tue 6/25/13	Tue 7/9/13												
146		Batch 3 Build	28 days		0 days	0 days	0 days	Mon 8/24/13	Fri 9/2/13												
269	1.01010	Option Year 1 Buffer	11 days	Low	5.5 days	13.75 days	0 days	Mon 8/5/13	Mon 8/19/13												
270	1.01010	Option Year 1 Complete	0 days		0 days	0 days	0 days	Mon 8/19/13	Mon 8/19/13												



Project: IMS Template R10b1 - WBS and Data Tue 5/14/13

Task		Milestone		Rollup Task		External Task	
Critical Task		Critical Milestone		Rollup Critical Task		Project Summary	
Immediate Critical		Immediate Crit Milestone		Rollup Milestone		Group By Summary	
Near Critical		Near Crit Milestone		Rollup Progress		Deadline	
Progress		Summary		Split			

NAIS Option Year 01 - CLIN 01001 - CLIN 01004

TASK Breakdown	Jun-12	Jul-12	Aug-12	Sep-12	Oct-12	Nov-12	Dec-12	Jan-13	Feb-13	Mar-13	Apr-13	May-13	Jun-13	Total
CLIN 01001 Program Management Actuals														
CLIN 01001 Program Management Planned														
CLIN 01001 Mission Assurance Actuals														
CLIN 01001 Mission Assurance Planned														
CLIN 01001 System Engineering Actuals														
CLIN 01001 System Engineering Planned														
CLIN 01001 Test & Evaluation Actuals														
CLIN 01001 Test & Evaluation Planned														
CLIN 0X010 Proposal Prep Actuals														
CLIN 0X010 Proposal Prep Planned														
CLIN 01003 Logistics Actuals														
CLIN 01003 Logistics Planned														
CLIN 01004 Travel Actuals														
CLIN 01004 Travel Planned														
CLIN 01001 ODCs Actuals														
CLIN 01001 ODCs Planned														
Subtotal Actuals														
Actuals Cum.														
Total contract plan														
Plan Cum														
Total Funding	\$1,254,250	\$1,254,250	\$1,254,250	\$1,342,028	\$1,342,028	\$1,342,028	\$1,342,028	\$1,573,209	\$1,573,209	\$1,573,209	\$1,595,096	\$1,595,096	\$1,595,096	
Funds Remaining														

Nationwide AIS Government Property List

Report Date: 10/9/2012

CONTROL_NUMBER	NOUN_MAJOR	MFGR_NAME
78069981	FIREWALL	CISCO
78069982	POWER SUPPLY	MEANWELL
78069983	POWER SUPPLY	MEANWELL
78069985	DISPLAY/KBD/POINTER	ECLIPSE
78069986	EXTERNAL HARD DRIVE	LACIE
78069988	Workstation (NAIS - HP)	HP
78069989	Workstation (NAIS - HP)	HP
78069990	Display (NAIS - HP)	HP
78069991	DISPLAY (NAIS - HP)	HP
78069992	AD/ESB Server (NAIS - HP)	HP
78069993	Chart Server (NAIS - HP)	HP
78069994	Data Recovery (NAIS - HP)	HP
78069995	SWITCH	CISCO
78069996	BASE STATION	PROTEC
78069997	BASE STATION	PROTEC
78069998	BLADE CENTER CHASSIS	IBM
78069999	BLADE CENTER CHASSIS	IBM
78070000	BLADE CENTER CHASSIS	IBM
78070001	BLADECENTER HS22	IBM
78070002	BLADECENTER HS22	IBM
78070003	BLADECENTER HS22	IBM
78070004	BLADECENTER HS22	IBM
78070005	BLADECENTER HS22	IBM
78070006	BLADECENTER HS22	IBM
78070007	BLADECENTER HS22	IBM
78070008	BLADECENTER HS22	IBM
78070009	BLADECENTER HS22	IBM
78070010	AUTOMATIC ID. SYSTEM	L3 COMMUNICATIONS
78070011	AUTOMATIC ID. SYSTEM	L3 COMMUNICATIONS
78070013	Sun SPARC Server (NAIS)	SUN
78070014	Sun SPARC Server (NAIS)	SUN
78070016	Sun SPARC Server (NAIS)	SUN
78070017	AIS-CTR X AIS CLASS B	TRUE HEADING
78070018	AIS-CTR X AIS CLASS B	TRUE HEADING
78070020	POWER SUPPLY	MEANWELL
78070021	POWER SUPPLY	MEANWELL
78080511	UPS	APC

11/3/2010

78080512	UPS	APC
78080513	UPS	APC
78080514	UPS	APC
78080515	EXTERNAL HARD DRIVE	WESTERN DIGITAL
78080548	BANDPASS ANTENNA	AREA 51
78080549	USB REMOTE CONCENTRATOR	DIGI

MODEL_NO	SERIAL_NUMBER	OWNERSHIP CODE	PROPERTY TYPE CODE	PROPERTY SUBTYPE	PROJECT
ASA 5505		USG	EQ	CA	1K358
RS-75-24		USG	EQ	CA	1K358
RS-75-24		USG	EQ	CA	1K358
ER1-15N-USB		USG	EQ	CA	1K358
D2		USG	EQ	CA	1K358
Z400T		USG	EQ	CA	1K358
Z400T		USG	EQ	CA	1K358
L1710		USG	EQ	CA	1K358
L1710		USG	EQ	CA	1K358
E5530		USG	EQ	CA	1K358
E5530		USG	EQ	CA	1K358
XW4600		USG	EQ	CA	1K358
2960		USG	EQ	CA	1K358
AISM020502		USG	EQ	GF	1K358
AISM020502		USG	EQ	GF	1K358
8886AC1		USG	EQ	CA	1K358
8886AC1		USG	EQ	CA	1K358
8886AC1		USG	EQ	CA	1K358
7870AC1		USG	EQ	CA	1K358
7870AC1		USG	EQ	CA	1K358
7870AC1		USG	EQ	CA	1K358
7870AC1		USG	EQ	CA	1K358
7870AC1		USG	EQ	CA	1K358
7870AC1		USG	EQ	CA	1K358
7870AC1		USG	EQ	CA	1K358
7870AC1		USG	EQ	CA	1K358
7870AC1		USG	EQ	CA	1K358
7870AC1		USG	EQ	CA	1K358
AISA1-000-92		USG	EQ	CA	1K358
AISA1-000-92		USG	EQ	CA	1K358
T2000		USG	EQ	CA	1K358
T2000		USG	EQ	CA	1K358
T2000		USG	EQ	CA	1K358
AIS-CTRX		USG	EQ	CA	1K358
AIS-CTRX		USG	EQ	CA	1K358
RS75-12		USG	EQ	CA	1K358
RS75-12		USG	EQ	CA	1K358
SUA3000RM2U		USG	EQ	CA	1K358

11/3/2010

SUA3000RM2U	[REDACTED]	USG	EQ	CA	1K358
SUA3000RM2U	[REDACTED]	USG	EQ	CA	1K358
SUA3000RM2U	[REDACTED]	USG	EQ	CA	1K358
WD80000A4NC-00	[REDACTED]	USG	EQ	CA	1K358
TWPC 1505-3	[REDACTED]	USG	EQ	CA	1K358
301-1130-01	[REDACTED]	USG	EQ	CA	1K358

11/3/2010

CONTRACT_NUMBER	ACQ COST	ACQ DATE	STATUS	INTERNAL_LOCATION
HSCG23-09-C-ADP001	\$399.00	6/22/2009	ACTIVE	NN-INRI-02
HSCG23-09-C-ADP001	\$31.00	6/30/2009	ACTIVE	NN-INRI-02
HSCG23-09-C-ADP001	\$31.00	6/30/2009	ACTIVE	NN-INRI-02
HSCG23-09-C-ADP001	\$759.00	7/9/2009	ACTIVE	NN-INRI-02
HSCG23-09-C-ADP001	\$160.00	7/13/2009	ACTIVE	NN-INRI-02
HSCG23-09-C-ADP001	\$1,380.00	7/28/2009	ACTIVE	NN-INRI-02
HSCG23-09-C-ADP001	\$1,380.00	7/28/2009	ACTIVE	NN-INRI-02
HSCG23-09-C-ADP001	\$117.00	7/28/2009	ACTIVE	NN-INRI-02
HSCG23-09-C-ADP001	\$117.00	7/28/2009	ACTIVE	NN-INRI-02
HSCG23-09-C-ADP001	\$3,774.00	7/28/2009	ACTIVE	NN-INRI-02
HSCG23-09-C-ADP001	\$3,774.00	7/28/2009	ACTIVE	NN-INRI-02
HSCG23-09-C-ADP001	\$760.00	7/30/2009	ACTIVE	NN-INRI-02
HSCG23-09-C-ADP001	\$840.00	7/30/2009	ACTIVE	NN-INRI-02
HSCG23-09-C-ADP001	\$18,750.00	7/30/2009	ACTIVE	NN-INRI-02
HSCG23-09-C-ADP001	\$18,750.00	7/30/2009	ACTIVE	NN-INRI-02
HSCG23-09-C-ADP001	\$7,318.00	8/4/2009	ACTIVE	NN-INRI-02
HSCG23-09-C-ADP001	\$7,318.00	8/4/2009	ACTIVE	NN-INRI-02
HSCG23-09-C-ADP001	\$7,318.00	8/4/2009	ACTIVE	NN-INRI-02
HSCG23-09-C-ADP001	\$2,690.00	8/4/2009	ACTIVE	NN-INRI-02
HSCG23-09-C-ADP001	\$2,690.00	8/4/2009	ACTIVE	NN-INRI-02
HSCG23-09-C-ADP001	\$2,690.00	8/10/2009	ACTIVE	NN-INRI-02
HSCG23-09-C-ADP001	\$2,690.00	8/10/2009	ACTIVE	NN-INRI-02
HSCG23-09-C-ADP001	\$2,690.00	8/10/2009	ACTIVE	NN-INRI-02
HSCG23-09-C-ADP001	\$2,690.00	8/10/2009	ACTIVE	NN-INRI-02
HSCG23-09-C-ADP001	\$2,690.00	8/10/2009	ACTIVE	NN-INRI-02
HSCG23-09-C-ADP001	\$2,690.00	8/10/2009	ACTIVE	NN-INRI-02
HSCG23-09-C-ADP001	\$2,690.00	8/10/2009	ACTIVE	NN-INRI-02
HSCG23-09-C-ADP001	\$2,690.00	8/10/2009	ACTIVE	NN-INRI-02
HSCG23-09-C-ADP001	\$2,690.00	8/10/2009	ACTIVE	NN-INRI-02
HSCG23-09-C-ADP001	\$5,234.00	8/17/2009	ACTIVE	NN-INRI-02
HSCG23-09-C-ADP001	\$5,234.00	8/17/2009	ACTIVE	NN-INRI-02
HSCG23-09-C-ADP001	\$7,812.30	8/17/2009	ACTIVE	NN-INRI-02
HSCG23-09-C-ADP001	\$7,812.30	8/17/2009	ACTIVE	NN-INRI-02
HSCG23-09-C-ADP001	\$7,812.30	8/17/2009	ACTIVE	NN-INRI-02
HSCG23-09-C-ADP001	\$685.00	8/20/2009	ACTIVE	NN-INRI-02
HSCG23-09-C-ADP001	\$685.00	8/20/2009	ACTIVE	NN-INRI-02
HSCG23-09-C-ADP001	\$31.00	10/9/2009	ACTIVE	NN-INRI-02
HSCG23-09-C-ADP001	\$31.00	10/9/2009	ACTIVE	NN-INRI-02
HSCG23-09-C-ADP001	\$1,080.00	12/23/2009	ACTIVE	NN-INRI-02

11/3/2010

HSCG23-09-C-ADP001	\$1,080.00	12/23/2009	ACTIVE	NN-INRI-02
HSCG23-09-C-ADP001	\$1,080.00	12/23/2009	ACTIVE	NN-INRI-02
HSCG23-09-C-ADP001	\$1,080.00	12/23/2009	ACTIVE	NN-INRI-02
HSCG23-09-C-ADP001	\$955.49	1/11/2010	ACTIVE	NN-INRI-02
HSCG23-09-C-ADP001	\$920.00	3/8/2010	ACTIVE	NN-INRI-02
HSCG23-09-C-ADP001	\$257.78	3/9/2010	ACTIVE	NN-INRI-02

11/3/2010

INTERNAL_LOCATION_DESC	ROOM
NN-INRI-02 NEWPORT NEWS	421
NN-INRI-02 NEWPORT NEWS	419
NN-INRI-02 NEWPORT NEWS	419
NN-INRI-02 NEWPORT NEWS	419
NN-INRI-02 NEWPORT NEWS	419
NN-INRI-02 NEWPORT NEWS	419
NN-INRI-02 NEWPORT NEWS	419
NN-INRI-02 NEWPORT NEWS	419
NN-INRI-02 NEWPORT NEWS	419
NN-INRI-02 NEWPORT NEWS	419
NN-INRI-02 NEWPORT NEWS	419
NN-INRI-02 NEWPORT NEWS	419
NN-INRI-02 NEWPORT NEWS	419
NN-INRI-02 NEWPORT NEWS	419
NN-INRI-02 NEWPORT NEWS	419
NN-INRI-02 NEWPORT NEWS	419
NN-INRI-02 NEWPORT NEWS	419
NN-INRI-02 NEWPORT NEWS	419
NN-INRI-02 NEWPORT NEWS	419
NN-INRI-02 NEWPORT NEWS	419
NN-INRI-02 NEWPORT NEWS	419
NN-INRI-02 NEWPORT NEWS	419
NN-INRI-02 NEWPORT NEWS	419
NN-INRI-02 NEWPORT NEWS	419
NN-INRI-02 NEWPORT NEWS	419
NN-INRI-02 NEWPORT NEWS	419
NN-INRI-02 NEWPORT NEWS	419
NN-INRI-02 NEWPORT NEWS	419
NN-INRI-02 NEWPORT NEWS	419
NN-INRI-02 NEWPORT NEWS	419
NN-INRI-02 NEWPORT NEWS	419
NN-INRI-02 NEWPORT NEWS	419
NN-INRI-02 NEWPORT NEWS	419
NN-INRI-02 NEWPORT NEWS	419
NN-INRI-02 NEWPORT NEWS	419
NN-INRI-02 NEWPORT NEWS	419
NN-INRI-02 NEWPORT NEWS	419

11/3/2010

10. 2013-05-29 USCG-FOIA-20160205-2013-Reports
11. 2013-05-29 USCG-FOIA-20160205-2013-Reports
12. 2013-05-29 USCG-FOIA-20160205-2013-Reports
13. 2013-05-29 USCG-FOIA-20160205-2013-Reports
14. 2013-05-29 USCG-FOIA-20160205-2013-Reports
15. 2013-05-29 USCG-FOIA-20160205-2013-Reports
16. 2013-05-29 USCG-FOIA-20160205-2013-Reports

NORTHROP GRUMMAN

Northrop Grumman Systems Corporation
2340 Dulles Corner Blvd
Herndon, VA 20171

1K358-PTAJ61.TGV.13-642
May 14, 2013

United States Coast Guard
Attn: Ms. Augustine Green-Smith
Contracting Officer
Major Systems Contracting Division/CG-9127 Coast Guard Acquisition Directorate/(11-1110)
2100 Second Street
Washington, DC 20593-0001

Subject: Monthly Status Report (MSR), (Month End April 2013)
Nationwide Automatic Identification System
Contract No.: HSCG23-09-C-ADP001

Reference: CDRL: 1.2.10.5 (MSR), Document No.: D45892

Dear Ms. Green-Smith:

Northrop Grumman Systems Corporation is pleased to submit the subject deliverable in accordance with the referenced CDRL as required by the NAIS Contract.

If you have any questions or need clarification, please do not hesitate to contact me at (310) 764-3103 or via e-mail at richard.keller@ngc.com.

Sincerely,



Richard Keller
Contracts Manager
Northrop Grumman Systems Corporation
1760 Glenn Curtiss Street
Mail Stop DH6/2774F
Carson, CA 90746
Phone: (310) 764-3103

ID	CWBS Ref	Task Name	Duration	Task Risk	Best Case Duration	Worst Case Duration	Total Slack	Start	Finish	brua	March	April	May	June	July	August	
										M	E	B	M	E	B	M	E
0		IMS Template R10b1 - WBS and IMP Based Example	126 days		0 days	0 days	0 days	Thu 2/21/13	Mon 8/19/13								
1	1.01010	Option Year 1	126 days		0 days	0 days	0 days	Thu 2/21/13	Mon 8/19/13								
2	1.01010	CLIN 01010	115 days		0 days	0 days	11 days	Thu 2/21/13	Fri 8/2/13								
3	✓	1.01010	CLIN01010 Award	0 days	Low	0 days	0 days	0 days	Thu 2/21/13	Thu 2/21/13							
4	✓	1.01010	Initialization	3 days	Low	0 days	0 days	0 days	Thu 2/21/13	Mon 2/25/13							
5	1.01010	Equipment Acquisition	83 days		0 days	0 days	40 days	Tue 2/26/13	Fri 6/21/13								
6	✓	1.01010	Long Lead Item Procurement	19 days	Low	0 days	0 days	0 days	Tue 2/26/13	Fri 3/22/13							
7	✓	1.01010	Long Lead Item First Batch Delivery	16 days	Low	0 days	0 days	0 days	Mon 3/25/13	Mon 4/15/13							
8	1.01010	Long Lead Item Second Batch Delivery	29 days	Low	10.44 days	14.5 days	0 days	0 days	Tue 4/16/13	Fri 5/24/13							
9	1.01010	Long Lead Item Third Batch Delivery	19 days	Low	17.1 days	23.75 days	0 days	0 days	Tue 5/28/13	Fri 6/21/13							
10	✓	1.01010	Non-Long Lead Item Procurement	5 days	Low	0 days	0 days	0 days	Mon 3/25/13	Fri 3/29/13							
11	✓	1.01010	Non-Long Lead Item Delivery Period	20 days	Low	0 days	0 days	0 days	Mon 4/1/13	Fri 4/26/13							
12	1.01010	Receive Non-Long Lead Items	0 days	Low	0 days	0 days	79 days	0 days	Fri 4/26/13	Fri 4/26/13							
13	1.01010	Equipment Configuration	68 days		0 days	0 days	11 days	Mon 4/29/13	Fri 8/2/13								
14		Batch 1 Build	30 days		0 days	0 days	49 days	Mon 4/29/13	Mon 6/10/13								
80		Batch 2 Build	30 days		0 days	0 days	29 days	Tue 5/28/13	Tue 7/9/13								
146		Batch 3 Build	29 days		0 days	0 days	0 days	Mon 6/24/13	Fri 8/2/13								
209	1.01010	Option Year 1 Buffer	11 days	Low	9.9 days	13.75 days	0 days	0 days	Mon 8/5/13	Mon 8/19/13							
210	1.01010	Option Year 1 Complete	0 days		0 days	0 days	0 days	0 days	Mon 8/19/13	Mon 8/19/13							

Project: IMS Template R10b1 - WBS a Date: Tue 5/14/13

Task		Milestone		Rolled Up Task		External Tasks	
Critical Task		Critical Milestone		Rolled Up Critical Task		Project Summary	
Imminent Critical		Imminent Crit Milestone		Rolled Up Milestone		Group By Summary	
Near Critical		Near Crit Milestone		Rolled Up Progress		Deadline	
Progress		Summary		Split			

NAIS Option Year 01 - CLIN 01001 - CLIN 01004

TASK Breakdown	Jun-12	Jul-12	Aug-12	Sep-12	Oct-12	Nov-12	Dec-12	Jan-13	Feb-13	Mar-13	Apr-13	May-13	Jun-13	Total
CLIN 01001 Program Management Actuals	\$24,556	\$41,808	\$30,561	\$56,214	\$35,548	\$106,273	\$60,646	\$51,029	\$52,942	\$60,431	\$43,731			\$563,739
CLIN 01001 Program Management Planned	\$24,556	\$41,808	\$42,645	\$49,443	\$42,645	\$39,979	\$48,720	\$46,613	\$57,910	\$67,009	\$52,329	\$47,023	\$22,093	\$582,775
CLIN 01001 Mission Assurance Actuals	\$0	\$2,843	\$1,261	\$305	\$1,176	\$1,827	\$1,564	\$1,298	\$3,446	\$5	\$421			\$14,146
CLIN 01001 Mission Assurance Planned	\$0	\$2,843	\$7,337	\$8,890	\$7,337	\$6,913	\$8,890	\$8,989	\$7,918	\$10,043	\$7,921	\$7,464	\$3,958	\$88,502
CLIN 01001 System Engineering Actuals	\$0	\$2,190	\$5,102	\$24,520	\$12,465	\$7,881	\$15,125	\$11,029	\$12,033	\$17,517	\$13,095			\$120,957
CLIN 01001 System Engineering Planned	\$0	\$2,190	\$2,288	\$18,795	\$12,249	\$11,575	\$18,795	\$13,935	\$12,244	\$19,461	\$12,553	\$11,862	\$10,334	\$146,282
CLIN 01001 Test & Evaluation Actuals	\$0	\$0	\$0	\$0	\$0	\$0	\$0	\$0	\$0	\$0	\$0			\$0
CLIN 01001 Test & Evaluation Planned	\$0	\$0	\$515	\$4,409	\$515	\$515	\$4,409	\$515	\$515	\$4,150	\$528	\$528	\$4,255	\$20,856
CLIN 0X010 Proposal Prep Actuals	\$0	\$11,509	\$22,377	\$2,298	\$1,810	\$6,418	\$26,341	\$1,125	\$129	\$0	\$2			\$72,009
CLIN 0X010 Proposal Prep Planned	\$0	\$11,509	\$35,557	\$0	\$0	\$0	\$0	\$2,934	\$0	\$0	\$21,887	\$0	\$0	\$71,887
CLIN 01003 Logistics Actuals	\$213	\$67,377	\$62,887	\$12,499	\$24,787	\$7,633	\$49,293	\$35,806	\$21,867	\$11,538	\$13,341			\$307,241
CLIN 01003 Logistics Planned	\$213	\$67,377	\$33,488	\$93,997	\$32,191	\$32,680	\$33,743	\$884	\$30,546	\$30,546	\$39,812	\$39,812	\$19,195	\$454,483
CLIN 01004 Travel Actuals	\$0	\$517	\$0	\$0	-\$147	\$433	\$0	\$2	\$415	\$0	\$0			\$1,220
CLIN 01004 Travel Planned	\$0	\$517	\$2,416	\$5,099	\$0	\$2,416	\$3,199	\$0	\$0	\$0	\$0	\$0	\$3,199	\$16,846
CLIN 01001 ODCs Actuals	\$0	\$16,767	\$7,283	\$13,035	\$12,503	\$11,872	\$9,996	\$954	\$5,765	\$46,158	\$16,559			\$140,892
CLIN 01001 ODCs Planned	\$0	\$16,767	\$12,185	\$12,780	\$13,432	\$12,780	\$12,636	\$13,392	\$16,847	\$16,928	\$17,930	\$16,852	\$16,619	\$179,149
Subtotal Actuals	\$24,769	\$143,011	\$129,472	\$108,871	\$88,142	\$142,336	\$162,965	\$101,243	\$96,597	\$135,649	\$87,149	\$0	\$0	\$1,220,204
Actuals Cum.	\$24,769	\$167,780	\$297,252	\$406,123	\$494,265	\$636,601	\$799,566	\$900,809	\$997,406	\$1,133,055	\$1,220,204	\$1,220,204	\$1,220,204	\$1,220,204
Total contract plan	\$24,769	\$143,011	\$136,432	\$193,415	\$108,370	\$106,860	\$130,392	\$87,262	\$125,980	\$148,137	\$152,960	\$123,542	\$79,652	\$1,560,781
Plan Cum	\$24,769	\$167,780	\$304,212	\$497,627	\$605,996	\$712,856	\$843,248	\$930,510	\$1,056,490	\$1,204,627	\$1,357,587	\$1,481,129	\$1,560,781	
Total Funding	\$1,254,258	\$1,254,258	\$1,254,258	\$1,342,028	\$1,342,028	\$1,342,028	\$1,342,028	\$1,573,209	\$1,573,209	\$1,573,209	\$1,595,096	\$1,595,096	\$1,595,096	
Funds Remaining	\$1,229,489	\$1,086,478	\$950,046	\$844,401	\$736,032	\$629,172	\$498,780	\$642,699	\$516,719	\$368,582	\$237,509	\$113,968	\$34,315	

Nationwide AIS Government Property List

Report Date: 10/9/2012

CONTROL_NUMBER	NOUN_MAJOR	MFGR_NAME
78069981	FIREWALL	CISCO
78069982	POWER SUPPLY	MEANWELL
78069983	POWER SUPPLY	MEANWELL
78069985	DISPLAY/KBD/POINTER	ECLIPSE
78069986	EXTERNAL HARD DRIVE	LACIE
78069988	Workstation (NAIS - HP)	HP
78069989	Workstation (NAIS - HP)	HP
78069990	Display (NAIS - HP)	HP
78069991	DISPLAY (NAIS - HP)	HP
78069992	AD/ESB Server (NAIS - HP)	HP
78069993	Chart Server (NAIS - HP)	HP
78069994	Data Recovery (NAIS - HP)	HP
78069995	SWITCH	CISCO
78069996	BASE STATION	PROTEC
78069997	BASE STATION	PROTEC
78069998	BLADE CENTER CHASSIS	IBM
78069999	BLADE CENTER CHASSIS	IBM
78070000	BLADE CENTER CHASSIS	IBM
78070001	BLADECENTER HS22	IBM
78070002	BLADECENTER HS22	IBM
78070003	BLADECENTER HS22	IBM
78070004	BLADECENTER HS22	IBM
78070005	BLADECENTER HS22	IBM
78070006	BLADECENTER HS22	IBM
78070007	BLADECENTER HS22	IBM
78070008	BLADECENTER HS22	IBM
78070009	BLADECENTER HS22	IBM
78070010	AUTOMATIC ID. SYSTEM	L3 COMMUNICATIONS
78070011	AUTOMATIC ID. SYSTEM	L3 COMMUNICATIONS
78070013	Sun SPARC Server (NAIS)	SUN
78070014	Sun SPARC Server (NAIS)	SUN
78070016	Sun SPARC Server (NAIS)	SUN
78070017	AIS-CTR X AIS CLASS B	TRUE HEADING
78070018	AIS-CTR X AIS CLASS B	TRUE HEADING
78070020	POWER SUPPLY	MEANWELL
78070021	POWER SUPPLY	MEANWELL
78080511	UPS	APC

78080512	UPS	APC
78080513	UPS	APC
78080514	UPS	APC
78080515	EXTERNAL HARD DRIVE	WESTERN DIGITAL
78080548	BANDPASS ANTENNA	AREA 51
78080549	USB REMOTE CONCENTRATOR	DIGI

MODEL_NO	SERIAL_NUMBER	OWNERSHIP CODE	PROPERTY TYPE CODE	PROPERTY SUBTYPE	PROJECT
ASA 5505		USG	EQ	CA	1K358
RS-75-24		USG	EQ	CA	1K358
RS-75-24		USG	EQ	CA	1K358
ER1-15N-USB		USG	EQ	CA	1K358
D2		USG	EQ	CA	1K358
Z400T		USG	EQ	CA	1K358
Z400T		USG	EQ	CA	1K358
L1710		USG	EQ	CA	1K358
L1710		USG	EQ	CA	1K358
E5530		USG	EQ	CA	1K358
E5530		USG	EQ	CA	1K358
XW4600		USG	EQ	CA	1K358
2960		USG	EQ	CA	1K358
AISM020502		USG	EQ	GF	1K358
AISM020502		USG	EQ	GF	1K358
8886AC1		USG	EQ	CA	1K358
8886AC1		USG	EQ	CA	1K358
8886AC1		USG	EQ	CA	1K358
7870AC1		USG	EQ	CA	1K358
7870AC1		USG	EQ	CA	1K358
7870AC1		USG	EQ	CA	1K358
7870AC1		USG	EQ	CA	1K358
7870AC1		USG	EQ	CA	1K358
7870AC1		USG	EQ	CA	1K358
7870AC1		USG	EQ	CA	1K358
7870AC1		USG	EQ	CA	1K358
7870AC1		USG	EQ	CA	1K358
7870AC1		USG	EQ	CA	1K358
7870AC1		USG	EQ	CA	1K358
AISA1-000-92		USG	EQ	CA	1K358
AISA1-000-92		USG	EQ	CA	1K358
T2000		USG	EQ	CA	1K358
T2000		USG	EQ	CA	1K358
T2000		USG	EQ	CA	1K358
AIS-CTR		USG	EQ	CA	1K358
AIS-CTR		USG	EQ	CA	1K358
RS75-12		USG	EQ	CA	1K358
RS75-12		USG	EQ	CA	1K358
SUA3000RM2U		USG	EQ	CA	1K358

SUA3000RM2U	[REDACTED]	USG	EQ	CA	1K358
SUA3000RM2U	[REDACTED]	USG	EQ	CA	1K358
SUA3000RM2U	[REDACTED]	USG	EQ	CA	1K358
WD80000A4NC-00	[REDACTED]	USG	EQ	CA	1K358
TWPC 1505-3	[REDACTED]	USG	EQ	CA	1K358
301-1130-01	[REDACTED]	USG	EQ	CA	1K358

CONTRACT_NUMBER	ACQ COST	ACQ DATE	STATUS	INTERNAL_LOCATION
HSCG23-09-C-ADP001	\$399.00	6/22/2009	ACTIVE	NN-INRI-02
HSCG23-09-C-ADP001	\$31.00	6/30/2009	ACTIVE	NN-INRI-02
HSCG23-09-C-ADP001	\$31.00	6/30/2009	ACTIVE	NN-INRI-02
HSCG23-09-C-ADP001	\$759.00	7/9/2009	ACTIVE	NN-INRI-02
HSCG23-09-C-ADP001	\$160.00	7/13/2009	ACTIVE	NN-INRI-02
HSCG23-09-C-ADP001	\$1,380.00	7/28/2009	ACTIVE	NN-INRI-02
HSCG23-09-C-ADP001	\$1,380.00	7/28/2009	ACTIVE	NN-INRI-02
HSCG23-09-C-ADP001	\$117.00	7/28/2009	ACTIVE	NN-INRI-02
HSCG23-09-C-ADP001	\$117.00	7/28/2009	ACTIVE	NN-INRI-02
HSCG23-09-C-ADP001	\$3,774.00	7/28/2009	ACTIVE	NN-INRI-02
HSCG23-09-C-ADP001	\$3,774.00	7/28/2009	ACTIVE	NN-INRI-02
HSCG23-09-C-ADP001	\$760.00	7/30/2009	ACTIVE	NN-INRI-02
HSCG23-09-C-ADP001	\$840.00	7/30/2009	ACTIVE	NN-INRI-02
HSCG23-09-C-ADP001	\$18,750.00	7/30/2009	ACTIVE	NN-INRI-02
HSCG23-09-C-ADP001	\$18,750.00	7/30/2009	ACTIVE	NN-INRI-02
HSCG23-09-C-ADP001	\$7,318.00	8/4/2009	ACTIVE	NN-INRI-02
HSCG23-09-C-ADP001	\$7,318.00	8/4/2009	ACTIVE	NN-INRI-02
HSCG23-09-C-ADP001	\$7,318.00	8/4/2009	ACTIVE	NN-INRI-02
HSCG23-09-C-ADP001	\$2,690.00	8/4/2009	ACTIVE	NN-INRI-02
HSCG23-09-C-ADP001	\$2,690.00	8/4/2009	ACTIVE	NN-INRI-02
HSCG23-09-C-ADP001	\$2,690.00	8/10/2009	ACTIVE	NN-INRI-02
HSCG23-09-C-ADP001	\$2,690.00	8/10/2009	ACTIVE	NN-INRI-02
HSCG23-09-C-ADP001	\$2,690.00	8/10/2009	ACTIVE	NN-INRI-02
HSCG23-09-C-ADP001	\$2,690.00	8/10/2009	ACTIVE	NN-INRI-02
HSCG23-09-C-ADP001	\$2,690.00	8/10/2009	ACTIVE	NN-INRI-02
HSCG23-09-C-ADP001	\$2,690.00	8/10/2009	ACTIVE	NN-INRI-02
HSCG23-09-C-ADP001	\$2,690.00	8/10/2009	ACTIVE	NN-INRI-02
HSCG23-09-C-ADP001	\$2,690.00	8/10/2009	ACTIVE	NN-INRI-02
HSCG23-09-C-ADP001	\$2,690.00	8/10/2009	ACTIVE	NN-INRI-02
HSCG23-09-C-ADP001	\$2,690.00	8/10/2009	ACTIVE	NN-INRI-02
HSCG23-09-C-ADP001	\$2,690.00	8/10/2009	ACTIVE	NN-INRI-02
HSCG23-09-C-ADP001	\$5,234.00	8/17/2009	ACTIVE	NN-INRI-02
HSCG23-09-C-ADP001	\$5,234.00	8/17/2009	ACTIVE	NN-INRI-02
HSCG23-09-C-ADP001	\$7,812.30	8/17/2009	ACTIVE	NN-INRI-02
HSCG23-09-C-ADP001	\$7,812.30	8/17/2009	ACTIVE	NN-INRI-02
HSCG23-09-C-ADP001	\$7,812.30	8/17/2009	ACTIVE	NN-INRI-02
HSCG23-09-C-ADP001	\$685.00	8/20/2009	ACTIVE	NN-INRI-02
HSCG23-09-C-ADP001	\$685.00	8/20/2009	ACTIVE	NN-INRI-02
HSCG23-09-C-ADP001	\$31.00	10/9/2009	ACTIVE	NN-INRI-02
HSCG23-09-C-ADP001	\$31.00	10/9/2009	ACTIVE	NN-INRI-02
HSCG23-09-C-ADP001	\$1,080.00	12/23/2009	ACTIVE	NN-INRI-02

HSCG23-09-C-ADP001	\$1,080.00	12/23/2009	ACTIVE	NN-INRI-02
HSCG23-09-C-ADP001	\$1,080.00	12/23/2009	ACTIVE	NN-INRI-02
HSCG23-09-C-ADP001	\$1,080.00	12/23/2009	ACTIVE	NN-INRI-02
HSCG23-09-C-ADP001	\$955.49	1/11/2010	ACTIVE	NN-INRI-02
HSCG23-09-C-ADP001	\$920.00	3/8/2010	ACTIVE	NN-INRI-02
HSCG23-09-C-ADP001	\$257.78	3/9/2010	ACTIVE	NN-INRI-02

INTERNAL_LOCATION_DESC	ROOM
NN-INRI-02 NEWPORT NEWS	421
NN-INRI-02 NEWPORT NEWS	419
NN-INRI-02 NEWPORT NEWS	419
NN-INRI-02 NEWPORT NEWS	419
NN-INRI-02 NEWPORT NEWS	419
NN-INRI-02 NEWPORT NEWS	419
NN-INRI-02 NEWPORT NEWS	419
NN-INRI-02 NEWPORT NEWS	419
NN-INRI-02 NEWPORT NEWS	419
NN-INRI-02 NEWPORT NEWS	419
NN-INRI-02 NEWPORT NEWS	419
NN-INRI-02 NEWPORT NEWS	419
NN-INRI-02 NEWPORT NEWS	419
NN-INRI-02 NEWPORT NEWS	419
NN-INRI-02 NEWPORT NEWS	419
NN-INRI-02 NEWPORT NEWS	419
NN-INRI-02 NEWPORT NEWS	419
NN-INRI-02 NEWPORT NEWS	419
NN-INRI-02 NEWPORT NEWS	419
NN-INRI-02 NEWPORT NEWS	419
NN-INRI-02 NEWPORT NEWS	419
NN-INRI-02 NEWPORT NEWS	419
NN-INRI-02 NEWPORT NEWS	419
NN-INRI-02 NEWPORT NEWS	419
NN-INRI-02 NEWPORT NEWS	419
NN-INRI-02 NEWPORT NEWS	419
NN-INRI-02 NEWPORT NEWS	419
NN-INRI-02 NEWPORT NEWS	419
NN-INRI-02 NEWPORT NEWS	419
NN-INRI-02 NEWPORT NEWS	419
NN-INRI-02 NEWPORT NEWS	419
NN-INRI-02 NEWPORT NEWS	419
NN-INRI-02 NEWPORT NEWS	419
NN-INRI-02 NEWPORT NEWS	419
NN-INRI-02 NEWPORT NEWS	419
NN-INRI-02 NEWPORT NEWS	419
NN-INRI-02 NEWPORT NEWS	419
NN-INRI-02 NEWPORT NEWS	419
NN-INRI-02 NEWPORT NEWS	419
NN-INRI-02 NEWPORT NEWS	419
NN-INRI-02 NEWPORT NEWS	419

NN-INRI-02 NEWPORT NEWS	419
NN-INRI-02 NEWPORT NEWS	419
NN-INRI-02 NEWPORT NEWS	419
NN-INRI-02 NEWPORT NEWS	419
NN-INRI-02 NEWPORT NEWS	417
NN-INRI-02 NEWPORT NEWS	419



Monthly Status Report

01 May 2013 through 31 May 2013

CDRL 1.2.10.5

(D45892)

**Nationwide Automatic Identification System
(NAIS)**

Contract Number: HSCG23-09-C-ADP001

Dated: June 6, 2013

Prepared for:

United States Coast Guard
Nationwide Automatic Identification System
2100 Second Street, SW
Washington, DC 20593-0001

Prepared by:

Northrop Grumman Information Systems
12350 Jefferson Ave, Suite 250
Newport News, VA 23602

Nationwide Automatic Identification System (NAIS)

CDRL: 1.2.10.5

1 May 2013 through 31 May 2013

Contract No: HSCG23-09-C-ADP001

Cage Code: 0J198

Document No.: D45892

PREPARED BY:

Northrop Grumman Information Systems
12350 Jefferson Ave, Suite 250
Newport News, VA 23602

PREPARED FOR:

United States Coast Guard
Nationwide Automatic Identification System
2100 Second Street, SW
Washington, DC 20593-0001



This Monthly Status Report (CDRL 1.2.10.5) summarizes the activities conducted in support of the Nationwide Automatic Identification System (NAIS) for month end May 2013. Questions regarding the contents of this report should be directed to the following Northrop Grumman Information Systems NAIS personnel:

“Signature on file”

June 6, 2013

“Signature on file”

Mr. Jim Fontenot, Program Manager
12350 Jefferson Avenue, Suite 250
Newport News, VA 23602
757-269-2574
James.Fontenot@ngc.com

Date

Mr. Rich Keller, Contracts
1760 Glenn Curtiss Street
Carson, CA 90746
(310) 764-3943
Richard.Keller@ngc.com

Section I – Progress Report

This section summarizes the work performed on the NAIS contract during the month of May 2013 as well as the areas of emphasis for the month of June 2013.

1.0 Work Summary

1.1 Events: The following events and activities occurred during this reporting period in support of the NAIS project:

- System vulnerability scan support and mitigation activities
- OT&E support (configuration updates and issue resolution)
- CLIN01010 equipment procurement and assembly. First 20 completed

1.2 Accomplishments / Noteworthy Points: The following accomplishments/agreements were reached during this reporting period:

- Checkout and acceptance of first 20 PSSs under CLIN01010
- Below are the Action Item
 - NAIS Action Items (AI) Status

Action Items	3rd Quarter 2011		4th Quarter 2011		1st Quarter 2012		2nd Quarter 2012		Total Open	Total Closed
	Opened	Closed	Opened	Closed	Opened	Closed	Opened	Closed		
IFAT SVR	0	0	0	0	0	2	0	0	0	20
IBR (Clin 3)	0	0	0	0	0	0	0	0	0	3
IBR (Clin 1 & 2) Annual	0	0	0	0	0	0	0	0	0	7
IBR (Clin 1 – Replan)	0	0	9	7	0	1	0	1	0	9
PMR (5)	0	0	0	0	0	0	0	0	0	2
PMR (6)	0	0	0	0	0	0	0	0	0	0
PMR (7)	0	0	1	1	0	0	0	0	0	1
PMR (8)					2	0	0	2	0	2
RMR (6)	0	1	0	0	0	0	0	1	0	34
RMR (7)	0	1	0	0	0	0	0	0	0	15
RMR (8)					17	14	0	3	0	17
SVR (3)							3	3	0	3

- IPT AI's (POAM) Status

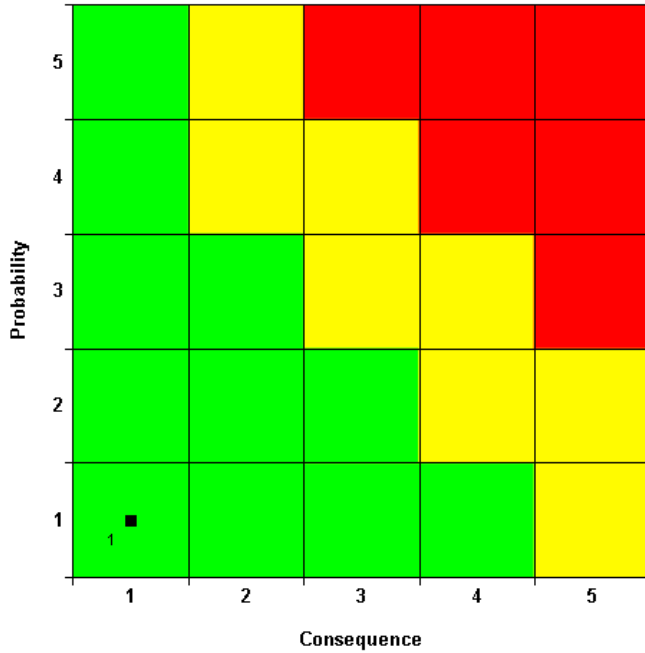
	ILS	SE	TE	PSS
Active Items	0	3	1	1
Removed	1	51	2	0
Closed	31	141	152	37
Proposed	0	6	0	0
Trade Items	0	11	0	0
Watch List	0	0	7	0
Total	32	212	162	38



1.3 Areas of Emphasis for Next Month: The following project activities are priorities for next month:

- Continue supporting C&A activities (security vulnerabilities) through June 15, 2013
- Continue supporting OT&E preparations through June 15, 2013
- Delivery of first 20 PSSs under CLIN01010
- Continue receiving CLIN01010 equipment
- Continue CLIN01010 configuration and assembly
- Begin option year 2

Top 10 Risks Report



Top 10 Risks Report

1. **LM13** - APPROVED (1) COTS Obsolescence Management for Follow On Option

1.4 Schedule (IMS)

The attached IMS is a work in progress. CLINs 01001 and 01003 are level of effort tasks and therefore not shown in the IMS.



Microsoft Office
Project - NAIS IMS v2

1.5 Test equipment

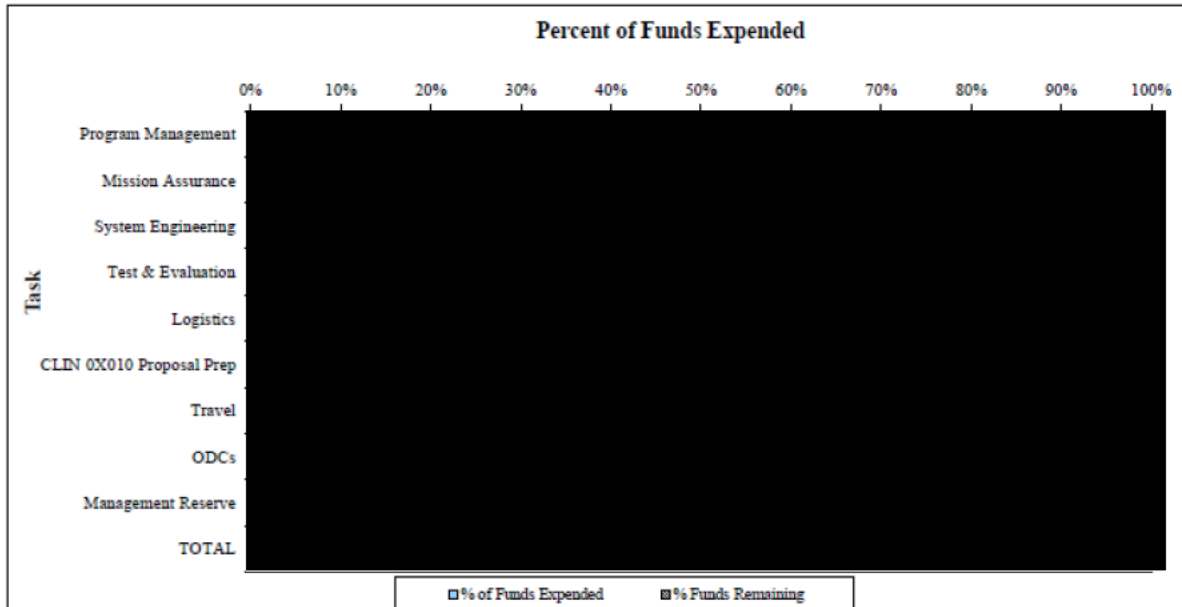
All test complete.

1.5.1 Test performed

All test complete.

**Section II – Cost Report
May 1 – May 24**

Nationwide AIS Option Year 1								
Program Manager: Jim Fontenot Project Title: Nationwide AIS - Option Year 1 Contract Start Date: 6/16/2012 Contract End Date: 6/15/2013 Actuals as of: 5/24/2013								
TASK	CEILING	BUDGET	ACTUALS	\$ REMAINING	% of Funds Expended	% Funded	% Funds Expended	% Funds Remaining
Program Management								
Mission Assurance								
System Engineering								
Test & Evaluation								
Logistics								
CLIN 0X010 Proposal Prep								
Travel								
ODCs								
Management Reserve								
TOTAL								





Nationwide AIS Option Year 1
Planned Revenue vs Actual Revenue
Expenditures as of May/ 2013



NAIS Option Year 01 - CLIN 01001 - CLIN 01004

TASK Breakdown	Jun-12	Jul-12	Aug-12	Sep-12	Oct-12	Nov-12	Dec-12	Jan-13	Feb-13	Mar-13	Apr-13	May-13	Jun-13	Total
CLIN 01001 Program Management Actuals														
CLIN 01001 Program Management Planned														
CLIN 01001 Mission Assurance Actuals														
CLIN 01001 Mission Assurance Planned														
CLIN 01001 System Engineering Actuals														
CLIN 01001 System Engineering Planned														
CLIN 01001 Test & Evaluation Actuals														
CLIN 01001 Test & Evaluation Planned														
CLIN 01010 Proposal Prep Actuals														
CLIN 01010 Proposal Prep Planned														
CLIN 01003 Logistics Actuals														
CLIN 01003 Logistics Planned														
CLIN 01004 Travel Actuals														
CLIN 01004 Travel Planned														
CLIN 01001 CDCs Actuals														
CLIN 01001 CDCs Planned														
Subtotal Actuals														
Actuals Cum														
Total contract plan														
Plan Cum														
Total Funding	\$1,254,258	\$1,254,258	\$1,254,258	\$1,342,028	\$1,342,028	\$1,342,028	\$1,342,028	\$1,573,209	\$1,573,209	\$1,573,209	\$1,595,096	\$1,595,096	\$1,595,096	
Funds Remaining														




NAIS Project
Tracking - May 2013.:

Section III – GFE Status Report



GFE List 10 9
2012.xlsx

ID	CWBS Ref	Task Name	Duration	Task Risk	Best Case Duration	Worst Case Duration	Total Slack	Start	Finish	brua	March	April	May	June	July	August	
										M	E	B	M	E	B	M	E
0		IMS Template R10b1 - WBS and IMP Based Example	126 days		0 days	0 days	0 days	Thu 2/21/13	Mon 8/19/13								
1	1.01010	Option Year 1	126 days		0 days	0 days	0 days	Thu 2/21/13	Mon 8/19/13								
2	1.01010	CLIN 01010	115 days		0 days	0 days	11 days	Thu 2/21/13	Fri 8/2/13								
3	✓	1.01010	CLIN01010 Award		0 days	0 days	0 days	Thu 2/21/13	Thu 2/21/13								
4	✓	1.01010	Initialization		3 days	0 days	0 days	Thu 2/21/13	Mon 2/25/13								
5		1.01010	Equipment Acquisition		83 days	0 days	0 days	Tue 2/26/13	Fri 6/21/13								
6	✓	1.01010	Long Lead Item Procurement		19 days	0 days	0 days	Tue 2/26/13	Fri 3/22/13								
7	✓	1.01010	Long Lead Item First Batch Delivery		16 days	0 days	0 days	Mon 3/25/13	Mon 4/15/13								
8	✓	1.01010	Long Lead Item Second Batch Delivery		29 days	0 days	0 days	Tue 4/16/13	Fri 5/24/13								
9		1.01010	Long Lead Item Third Batch Delivery		19 days	17.1 days	23.75 days	Tue 5/28/13	Fri 6/21/13								
10	✓	1.01010	Non-Long Lead Item Procurement		5 days	0 days	0 days	Mon 3/25/13	Fri 3/29/13								
11	✓	1.01010	Non-Long Lead Item Delivery Period		20 days	0 days	0 days	Mon 4/1/13	Fri 4/26/13								
12	✓	1.01010	Receive Non-Long Lead Items		0 days	0 days	0 days	Fri 4/26/13	Fri 4/26/13								
13		1.01010	Equipment Configuration		68 days	0 days	0 days	Mon 4/29/13	Fri 8/2/13								
14			Batch 1 Build		30 days	0 days	0 days	Mon 4/29/13	Mon 6/10/13								
80			Batch 2 Build		30 days	0 days	0 days	Tue 5/28/13	Tue 7/9/13								
146			Batch 3 Build		29 days	0 days	0 days	Mon 6/24/13	Fri 8/2/13								
209		1.01010	Option Year 1 Buffer		11 days	9.9 days	13.75 days	Mon 8/5/13	Mon 8/19/13								
210		1.01010	Option Year 1 Complete		0 days	0 days	0 days	Mon 8/19/13	Mon 8/19/13								



Project: IMS Template R10b1 - WBS a Date: Thu 6/6/13	Task		Milestone		Rolled Up Task		External Tasks	
	Critical Task		Critical Milestone		Rolled Up Critical Task		Project Summary	
	Imminent Critical		Imminent Crit Milestone		Rolled Up Milestone		Group By Summary	
	Near Critical		Near Crit Milestone		Rolled Up Progress		Deadline	
	Progress		Summary		Split			

NAIS Option Year 01 - CLIN 01001 - CLIN 01004

TASK Breakdown	Jun-12	Jul-12	Aug-12	Sep-12	Oct-12	Nov-12	Dec-12	Jan-13	Feb-13	Mar-13	Apr-13	May-13	Jun-13	Total
CLIN 01001 Program Management Actuals	\$24,556	\$41,808	\$30,561	\$56,214	\$35,548	\$106,273	\$60,646	\$51,029	\$52,942	\$60,431	\$43,731	\$52,787		\$616,526
CLIN 01001 Program Management Planned	\$24,556	\$41,808	\$42,645	\$49,443	\$42,645	\$39,979	\$48,720	\$46,613	\$57,910	\$67,009	\$52,329	\$47,023	\$22,093	\$582,775
CLIN 01001 Mission Assurance Actuals	\$0	\$2,843	\$1,261	\$305	\$1,176	\$1,827	\$1,564	\$1,298	\$3,446	\$5	\$421	\$1,829		\$15,975
CLIN 01001 Mission Assurance Planned	\$0	\$2,843	\$7,337	\$8,890	\$7,337	\$6,913	\$8,890	\$8,989	\$7,918	\$10,043	\$7,921	\$7,464	\$3,958	\$88,502
CLIN 01001 System Engineering Actuals	\$0	\$2,190	\$5,102	\$24,520	\$12,465	\$7,881	\$15,125	\$11,029	\$12,033	\$17,517	\$13,095	\$13,505		\$134,462
CLIN 01001 System Engineering Planned	\$0	\$2,190	\$2,288	\$18,795	\$12,249	\$11,575	\$18,795	\$13,935	\$12,244	\$19,461	\$12,553	\$11,862	\$10,334	\$146,282
CLIN 01001 Test & Evaluation Actuals	\$0	\$0	\$0	\$0	\$0	\$0	\$0	\$0	\$0	\$0	\$0	\$3,787		\$3,787
CLIN 01001 Test & Evaluation Planned	\$0	\$0	\$515	\$4,409	\$515	\$515	\$4,409	\$515	\$515	\$4,150	\$528	\$528	\$4,255	\$20,856
CLIN 0X010 Proposal Prep Actuals	\$0	\$11,509	\$22,377	\$2,298	\$1,810	\$6,418	\$26,341	\$1,125	\$129	\$0	\$2	\$0		\$72,009
CLIN 0X010 Proposal Prep Planned	\$0	\$11,509	\$35,557	\$0	\$0	\$0	\$0	\$2,934	\$0	\$0	\$21,887	\$0	\$0	\$71,887
CLIN 01003 Logistics Actuals	\$213	\$67,377	\$62,887	\$12,499	\$24,787	\$7,633	\$49,293	\$35,806	\$21,867	\$11,538	\$13,341	\$16,890		\$324,131
CLIN 01003 Logistics Planned	\$213	\$67,377	\$33,488	\$93,997	\$32,191	\$32,680	\$33,743	\$884	\$30,546	\$30,546	\$39,812	\$39,812	\$19,195	\$454,483
CLIN 01004 Travel Actuals	\$0	\$517	\$0	\$0	-\$147	\$433	\$0	\$2	\$415	\$0	\$0	\$0		\$1,220
CLIN 01004 Travel Planned	\$0	\$517	\$2,416	\$5,099	\$0	\$2,416	\$3,199	\$0	\$0	\$0	\$0	\$0	\$3,199	\$16,846
CLIN 01001 ODCs Actuals	\$0	\$16,767	\$7,283	\$13,035	\$12,503	\$11,872	\$9,996	\$954	\$5,765	\$46,158	\$16,559	\$16,086		\$156,978
CLIN 01001 ODCs Planned	\$0	\$16,767	\$12,185	\$12,780	\$13,432	\$12,780	\$12,636	\$13,392	\$16,847	\$16,928	\$17,930	\$16,852	\$16,619	\$179,149
Subtotal Actuals	\$24,769	\$143,011	\$129,472	\$108,871	\$88,142	\$142,336	\$162,965	\$101,243	\$96,597	\$135,649	\$87,149	\$104,884	\$0	\$1,325,088
Actuals Cum.	\$24,769	\$167,780	\$297,252	\$406,123	\$494,265	\$636,601	\$799,566	\$900,809	\$997,406	\$1,133,055	\$1,220,204	\$1,325,088	\$1,325,088	\$1,325,088
Total contract plan	\$24,769	\$143,011	\$136,432	\$193,415	\$108,370	\$106,860	\$130,392	\$87,262	\$125,980	\$148,137	\$152,960	\$123,542	\$79,652	\$1,560,781
Plan Cum	\$24,769	\$167,780	\$304,212	\$497,627	\$605,996	\$712,856	\$843,248	\$930,510	\$1,056,490	\$1,204,627	\$1,357,587	\$1,481,129	\$1,560,781	
Total Funding	\$1,254,258	\$1,254,258	\$1,254,258	\$1,342,028	\$1,342,028	\$1,342,028	\$1,342,028	\$1,573,209	\$1,573,209	\$1,573,209	\$1,595,096	\$1,595,096	\$1,595,096	
Funds Remaining	\$1,229,489	\$1,086,478	\$950,046	\$844,401	\$736,032	\$629,172	\$498,780	\$642,699	\$516,719	\$368,582	\$237,509	\$113,968	\$34,315	

Nationwide AIS Government Property List

Report Date: 10/9/2012

CONTROL_NUMBER	NOUN_MAJOR	MFGR_NAME
78069981	FIREWALL	CISCO
78069982	POWER SUPPLY	MEANWELL
78069983	POWER SUPPLY	MEANWELL
78069985	DISPLAY/KBD/POINTER	ECLIPSE
78069986	EXTERNAL HARD DRIVE	LACIE
78069988	Workstation (NAIS - HP)	HP
78069989	Workstation (NAIS - HP)	HP
78069990	Display (NAIS - HP)	HP
78069991	DISPLAY (NAIS - HP)	HP
78069992	AD/ESB Server (NAIS - HP)	HP
78069993	Chart Server (NAIS - HP)	HP
78069994	Data Recovery (NAIS - HP)	HP
78069995	SWITCH	CISCO
78069996	BASE STATION	PROTEC
78069997	BASE STATION	PROTEC
78069998	BLADE CENTER CHASSIS	IBM
78069999	BLADE CENTER CHASSIS	IBM
78070000	BLADE CENTER CHASSIS	IBM
78070001	BLADECENTER HS22	IBM
78070002	BLADECENTER HS22	IBM
78070003	BLADECENTER HS22	IBM
78070004	BLADECENTER HS22	IBM
78070005	BLADECENTER HS22	IBM
78070006	BLADECENTER HS22	IBM
78070007	BLADECENTER HS22	IBM
78070008	BLADECENTER HS22	IBM
78070009	BLADECENTER HS22	IBM
78070010	AUTOMATIC ID. SYSTEM	L3 COMMUNICATIONS
78070011	AUTOMATIC ID. SYSTEM	L3 COMMUNICATIONS
78070013	Sun SPARC Server (NAIS)	SUN
78070014	Sun SPARC Server (NAIS)	SUN
78070016	Sun SPARC Server (NAIS)	SUN
78070017	AIS-CTR X AIS CLASS B	TRUE HEADING
78070018	AIS-CTR X AIS CLASS B	TRUE HEADING
78070020	POWER SUPPLY	MEANWELL
78070021	POWER SUPPLY	MEANWELL
78080511	UPS	APC

78080512	UPS	APC
78080513	UPS	APC
78080514	UPS	APC
78080515	EXTERNAL HARD DRIVE	WESTERN DIGITAL
78080548	BANDPASS ANTENNA	AREA 51
78080549	USB REMOTE CONCENTRATOR	DIGI

MODEL_NO	SERIAL_NUMBER	OWNERSHIP CODE	PROPERTY TYPE CODE	PROPERTY SUBTYPE	PROJECT
ASA 5505		USG	EQ	CA	1K358
RS-75-24		USG	EQ	CA	1K358
RS-75-24		USG	EQ	CA	1K358
ER1-15N-USB		USG	EQ	CA	1K358
D2		USG	EQ	CA	1K358
Z400T		USG	EQ	CA	1K358
Z400T		USG	EQ	CA	1K358
L1710		USG	EQ	CA	1K358
L1710		USG	EQ	CA	1K358
E5530		USG	EQ	CA	1K358
E5530		USG	EQ	CA	1K358
XW4600		USG	EQ	CA	1K358
2960		USG	EQ	CA	1K358
AISM020502		USG	EQ	GF	1K358
AISM020502		USG	EQ	GF	1K358
8886AC1		USG	EQ	CA	1K358
8886AC1		USG	EQ	CA	1K358
8886AC1		USG	EQ	CA	1K358
7870AC1		USG	EQ	CA	1K358
7870AC1		USG	EQ	CA	1K358
7870AC1		USG	EQ	CA	1K358
7870AC1		USG	EQ	CA	1K358
7870AC1		USG	EQ	CA	1K358
7870AC1		USG	EQ	CA	1K358
7870AC1		USG	EQ	CA	1K358
7870AC1		USG	EQ	CA	1K358
7870AC1		USG	EQ	CA	1K358
7870AC1		USG	EQ	CA	1K358
AISA1-000-92		USG	EQ	CA	1K358
AISA1-000-92		USG	EQ	CA	1K358
T2000		USG	EQ	CA	1K358
T2000		USG	EQ	CA	1K358
T2000		USG	EQ	CA	1K358
AIS-CTR		USG	EQ	CA	1K358
AIS-CTR		USG	EQ	CA	1K358
RS75-12		USG	EQ	CA	1K358
RS75-12		USG	EQ	CA	1K358
SUA3000RM2U		USG	EQ	CA	1K358

SUA3000RM2U	[REDACTED]	USG	EQ	CA	1K358
SUA3000RM2U	[REDACTED]	USG	EQ	CA	1K358
SUA3000RM2U	[REDACTED]	USG	EQ	CA	1K358
WD80000A4NC-00	[REDACTED]	USG	EQ	CA	1K358
TWPC 1505-3	[REDACTED]	USG	EQ	CA	1K358
301-1130-01	[REDACTED]	USG	EQ	CA	1K358

CONTRACT_NUMBER	ACQ COST	ACQ DATE	STATUS	INTERNAL_LOCATION
HSCG23-09-C-ADP001	\$399.00	6/22/2009	ACTIVE	NN-INRI-02
HSCG23-09-C-ADP001	\$31.00	6/30/2009	ACTIVE	NN-INRI-02
HSCG23-09-C-ADP001	\$31.00	6/30/2009	ACTIVE	NN-INRI-02
HSCG23-09-C-ADP001	\$759.00	7/9/2009	ACTIVE	NN-INRI-02
HSCG23-09-C-ADP001	\$160.00	7/13/2009	ACTIVE	NN-INRI-02
HSCG23-09-C-ADP001	\$1,380.00	7/28/2009	ACTIVE	NN-INRI-02
HSCG23-09-C-ADP001	\$1,380.00	7/28/2009	ACTIVE	NN-INRI-02
HSCG23-09-C-ADP001	\$117.00	7/28/2009	ACTIVE	NN-INRI-02
HSCG23-09-C-ADP001	\$117.00	7/28/2009	ACTIVE	NN-INRI-02
HSCG23-09-C-ADP001	\$3,774.00	7/28/2009	ACTIVE	NN-INRI-02
HSCG23-09-C-ADP001	\$3,774.00	7/28/2009	ACTIVE	NN-INRI-02
HSCG23-09-C-ADP001	\$760.00	7/30/2009	ACTIVE	NN-INRI-02
HSCG23-09-C-ADP001	\$840.00	7/30/2009	ACTIVE	NN-INRI-02
HSCG23-09-C-ADP001	\$18,750.00	7/30/2009	ACTIVE	NN-INRI-02
HSCG23-09-C-ADP001	\$18,750.00	7/30/2009	ACTIVE	NN-INRI-02
HSCG23-09-C-ADP001	\$7,318.00	8/4/2009	ACTIVE	NN-INRI-02
HSCG23-09-C-ADP001	\$7,318.00	8/4/2009	ACTIVE	NN-INRI-02
HSCG23-09-C-ADP001	\$7,318.00	8/4/2009	ACTIVE	NN-INRI-02
HSCG23-09-C-ADP001	\$2,690.00	8/4/2009	ACTIVE	NN-INRI-02
HSCG23-09-C-ADP001	\$2,690.00	8/4/2009	ACTIVE	NN-INRI-02
HSCG23-09-C-ADP001	\$2,690.00	8/10/2009	ACTIVE	NN-INRI-02
HSCG23-09-C-ADP001	\$2,690.00	8/10/2009	ACTIVE	NN-INRI-02
HSCG23-09-C-ADP001	\$2,690.00	8/10/2009	ACTIVE	NN-INRI-02
HSCG23-09-C-ADP001	\$2,690.00	8/10/2009	ACTIVE	NN-INRI-02
HSCG23-09-C-ADP001	\$2,690.00	8/10/2009	ACTIVE	NN-INRI-02
HSCG23-09-C-ADP001	\$2,690.00	8/10/2009	ACTIVE	NN-INRI-02
HSCG23-09-C-ADP001	\$2,690.00	8/10/2009	ACTIVE	NN-INRI-02
HSCG23-09-C-ADP001	\$2,690.00	8/10/2009	ACTIVE	NN-INRI-02
HSCG23-09-C-ADP001	\$2,690.00	8/10/2009	ACTIVE	NN-INRI-02
HSCG23-09-C-ADP001	\$2,690.00	8/10/2009	ACTIVE	NN-INRI-02
HSCG23-09-C-ADP001	\$2,690.00	8/10/2009	ACTIVE	NN-INRI-02
HSCG23-09-C-ADP001	\$5,234.00	8/17/2009	ACTIVE	NN-INRI-02
HSCG23-09-C-ADP001	\$5,234.00	8/17/2009	ACTIVE	NN-INRI-02
HSCG23-09-C-ADP001	\$7,812.30	8/17/2009	ACTIVE	NN-INRI-02
HSCG23-09-C-ADP001	\$7,812.30	8/17/2009	ACTIVE	NN-INRI-02
HSCG23-09-C-ADP001	\$7,812.30	8/17/2009	ACTIVE	NN-INRI-02
HSCG23-09-C-ADP001	\$685.00	8/20/2009	ACTIVE	NN-INRI-02
HSCG23-09-C-ADP001	\$685.00	8/20/2009	ACTIVE	NN-INRI-02
HSCG23-09-C-ADP001	\$31.00	10/9/2009	ACTIVE	NN-INRI-02
HSCG23-09-C-ADP001	\$31.00	10/9/2009	ACTIVE	NN-INRI-02
HSCG23-09-C-ADP001	\$1,080.00	12/23/2009	ACTIVE	NN-INRI-02

HSCG23-09-C-ADP001	\$1,080.00	12/23/2009	ACTIVE	NN-INRI-02
HSCG23-09-C-ADP001	\$1,080.00	12/23/2009	ACTIVE	NN-INRI-02
HSCG23-09-C-ADP001	\$1,080.00	12/23/2009	ACTIVE	NN-INRI-02
HSCG23-09-C-ADP001	\$955.49	1/11/2010	ACTIVE	NN-INRI-02
HSCG23-09-C-ADP001	\$920.00	3/8/2010	ACTIVE	NN-INRI-02
HSCG23-09-C-ADP001	\$257.78	3/9/2010	ACTIVE	NN-INRI-02

INTERNAL_LOCATION_DESC	ROOM
NN-INRI-02 NEWPORT NEWS	421
NN-INRI-02 NEWPORT NEWS	419
NN-INRI-02 NEWPORT NEWS	419
NN-INRI-02 NEWPORT NEWS	419
NN-INRI-02 NEWPORT NEWS	419
NN-INRI-02 NEWPORT NEWS	419
NN-INRI-02 NEWPORT NEWS	419
NN-INRI-02 NEWPORT NEWS	419
NN-INRI-02 NEWPORT NEWS	419
NN-INRI-02 NEWPORT NEWS	419
NN-INRI-02 NEWPORT NEWS	419
NN-INRI-02 NEWPORT NEWS	419
NN-INRI-02 NEWPORT NEWS	419
NN-INRI-02 NEWPORT NEWS	419
NN-INRI-02 NEWPORT NEWS	419
NN-INRI-02 NEWPORT NEWS	419
NN-INRI-02 NEWPORT NEWS	419
NN-INRI-02 NEWPORT NEWS	419
NN-INRI-02 NEWPORT NEWS	419
NN-INRI-02 NEWPORT NEWS	419
NN-INRI-02 NEWPORT NEWS	419
NN-INRI-02 NEWPORT NEWS	419
NN-INRI-02 NEWPORT NEWS	419
NN-INRI-02 NEWPORT NEWS	419
NN-INRI-02 NEWPORT NEWS	419
NN-INRI-02 NEWPORT NEWS	419
NN-INRI-02 NEWPORT NEWS	419
NN-INRI-02 NEWPORT NEWS	419
NN-INRI-02 NEWPORT NEWS	419
NN-INRI-02 NEWPORT NEWS	419
NN-INRI-02 NEWPORT NEWS	419
NN-INRI-02 NEWPORT NEWS	419
NN-INRI-02 NEWPORT NEWS	419
NN-INRI-02 NEWPORT NEWS	419
NN-INRI-02 NEWPORT NEWS	419
NN-INRI-02 NEWPORT NEWS	419
NN-INRI-02 NEWPORT NEWS	419
NN-INRI-02 NEWPORT NEWS	419
NN-INRI-02 NEWPORT NEWS	419
NN-INRI-02 NEWPORT NEWS	419
NN-INRI-02 NEWPORT NEWS	419
NN-INRI-02 NEWPORT NEWS	419
NN-INRI-02 NEWPORT NEWS	419
NN-INRI-02 NEWPORT NEWS	419
NN-INRI-02 NEWPORT NEWS	419
NN-INRI-02 NEWPORT NEWS	419
NN-INRI-02 NEWPORT NEWS	419

NN-INRI-02 NEWPORT NEWS	419
NN-INRI-02 NEWPORT NEWS	419
NN-INRI-02 NEWPORT NEWS	419
NN-INRI-02 NEWPORT NEWS	419
NN-INRI-02 NEWPORT NEWS	417
NN-INRI-02 NEWPORT NEWS	419



Monthly Status Report

01 June 2013 through 30 June 2013

CDRL 1.2.10.5

(D45892)

**Nationwide Automatic Identification System
(NAIS)**

Contract Number: HSCG23-09-C-ADP001

Dated: July 11, 2013

Prepared for:

United States Coast Guard
Nationwide Automatic Identification System
2100 Second Street, SW
Washington, DC 20593-0001

Prepared by:

Northrop Grumman Information Systems
12350 Jefferson Ave, Suite 250
Newport News, VA 23602

Nationwide Automatic Identification System (NAIS)

CDRL: 1.2.10.5

1 June 2013 through 30 June 2013

Contract No: HSCG23-09-C-ADP001

Cage Code: 0J198

Document No.: D45892

PREPARED BY:

Northrop Grumman Information Systems
12350 Jefferson Ave, Suite 250
Newport News, VA 23602

PREPARED FOR:

United States Coast Guard
Nationwide Automatic Identification System
2100 Second Street, SW
Washington, DC 20593-0001



This Monthly Status Report (CDRL 1.2.10.5) summarizes the activities conducted in support of the Nationwide Automatic Identification System (NAIS) for month end June 2013. Questions regarding the contents of this report should be directed to the following Northrop Grumman Information Systems NAIS personnel:

“Signature on file”

Mr. Jim Fontenot, Program Manager
12350 Jefferson Avenue, Suite 250
Newport News, VA 23602
757-269-2574
James.Fontenot@ngc.com

July 11, 2013

Date

“Signature on file”

Mr. Rich Keller, Contracts
1760 Glenn Curtiss Street
Carson, CA 90746
(310) 764-3943
Richard.Keller@ngc.com

Section I – Progress Report

This section summarizes the work performed on the NAIS contract during the month of June 2013 as well as the areas of emphasis for the month of July 2013.

1.0 Work Summary

1.1 Events: The following events and activities occurred during this reporting period in support of the NAIS project:

- Completed CLIN0100 and 01003.
- Began CLIN02001.
- CLIN01010 equipment procurement and assembly. First 20 completed

1.2 Accomplishments / Noteworthy Points: The following accomplishments/agreements were reached during this reporting period:

- Completed delivery of the first 20 PSSs for CLIN01010
- Below are the Action Item
 - NAIS Action Items (AI) Status

Action Items	3rd Quarter 2011		4th Quarter 2011		1st Quarter 2012		2nd Quarter 2012		Total Open	Total Closed
	Opened	Closed	Opened	Closed	Opened	Closed	Opened	Closed		
IFAT SVR	0	0	0	0	0	2	0	0	0	20
IBR (Clin 3)	0	0	0	0	0	0	0	0	0	3
IBR (Clin 1 & 2) Annual	0	0	0	0	0	0	0	0	0	7
IBR (Clin 1 – Replan)	0	0	9	7	0	1	0	1	0	9
PMR (5)	0	0	0	0	0	0	0	0	0	2
PMR (6)	0	0	0	0	0	0	0	0	0	0
PMR (7)	0	0	1	1	0	0	0	0	0	1
PMR (8)					2	0	0	2	0	2
RMR (6)	0	1	0	0	0	0	0	1	0	34
RMR (7)	0	1	0	0	0	0	0	0	0	15
RMR (8)					17	14	0	3	0	17
SVR (3)							3	3	0	3

- IPT AI's (POAM) Status

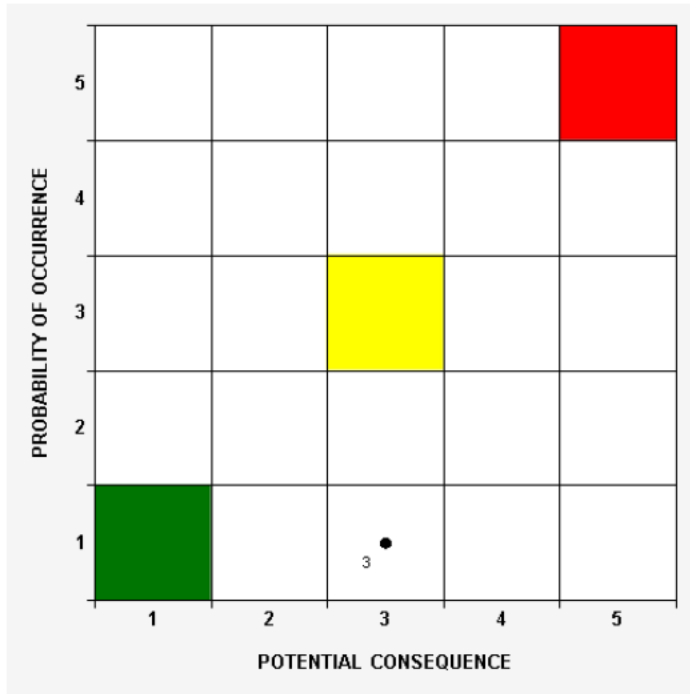
	ILS	SE	TE	PSS
Active Items	0	3	1	1
Removed	1	51	2	0
Closed	31	141	152	37
Proposed	0	6	0	0
Trade Items	0	11	0	0
Watch List	0	0	7	0
Total	32	212	162	38



1.3 Areas of Emphasis for Next Month: The following project activities are priorities for next month:

- Checkout and acceptance of second 20 PSSs under CLIN01010
- Delivery of second 20 PSSs under CLIN01010
- Continue receiving CLIN01010 equipment
- Continue CLIN01010 configuration and assembly

Top 10 Risks Report



**Top 10 Risks Report
July 11, 2013**

3. PMO1 - RISK APPROVED (3) COTS
 Obsolescence Management for Follow On Option
 (Schedule) [-]
 Factored Exposure \$1 K
 Potential Impact \$24 K
 Category :
 Subcategory :
 -- PMO1-3
 -- PMO1-4

1.4 Schedule (IMS)

The attached IMS is a work in progress. CLINs 01001 and 01003 are level of effort tasks and therefore not shown in the IMS.



Microsoft Office Project - NAIS IMS v2 June MSR.tif (Command Line)

1.5 Test equipment

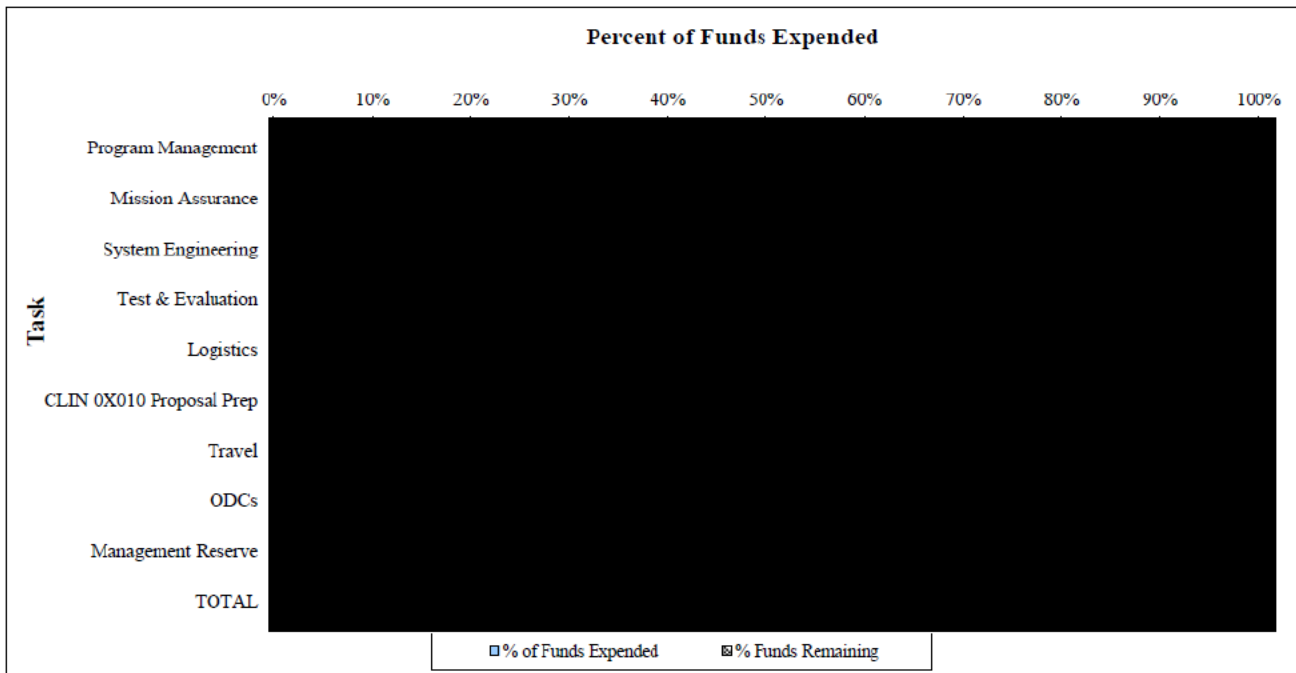
All test complete.

1.5.1 Test performed

All test complete.

**Section II – Cost Report
June 1 – June 28
Option Year 1**

Nationwide AIS Option Year 1									
Program Manager:		Jim Fontenot							
Project Title:		Nationwide AIS - Option Year 1							
Contract Start Date:		6/16/2012							
Contract End Date:		6/15/2013							
Actuals as of:		6/28/2013							
TASK	CEILING	BUDGET	ACTUALS	\$ REMAINING	% of Funds Expended	% Funded	% Funds Expended	% Funds Remaining	
Program Management									
Mission Assurance									
System Engineering									
Test & Evaluation									
Logistics									
CLIN OX010 Proposal Prep									
Travel									
ODCs									
Management Reserve									
TOTAL									





Nationwide AIS Option Year 1
Planned Revenue vs Actual Revenue
Expenditures as of June 2013



NAIS Option Year 01 - CLIN 01001 - CLIN 01004

TASK Breakdown	Jun-12	Jul-12	Aug-12	Sep-12	Oct-12	Nov-12	Dec-12	Jan-13	Feb-13	Mar-13	Apr-13	May-13	Jun-13	Total
CLIN 01001 Program Management Actuals														
CLIN 01001 Program Management Planned														
CLIN 01001 Mission Assurance Actuals														
CLIN 01001 Mission Assurance Planned														
CLIN 01001 System Engineering Actuals														
CLIN 01001 System Engineering Planned														
CLIN 01001 Test & Evaluation Actuals														
CLIN 01001 Test & Evaluation Planned														
CLIN 0X010 Proposal Prep Actuals														
CLIN 0X010 Proposal Prep Planned														
CLIN 01003 Logistics Actuals														
CLIN 01003 Logistics Planned														
CLIN 01004 Travel Actuals														
CLIN 01004 Travel Planned														
CLIN 01001 ODCs Actuals														
CLIN 01001 ODCs Planned														
Subtotal Actuals														
Actuals Cum.														
Total contract plan														
Plan Cum														
Total Funding	\$1,254,250	\$1,254,250	\$1,254,250	\$1,342,028	\$1,342,028	\$1,342,028	\$1,342,028	\$1,573,209	\$1,573,209	\$1,573,209	\$1,595,096	\$1,595,096	\$1,595,096	
Funds Remaining														

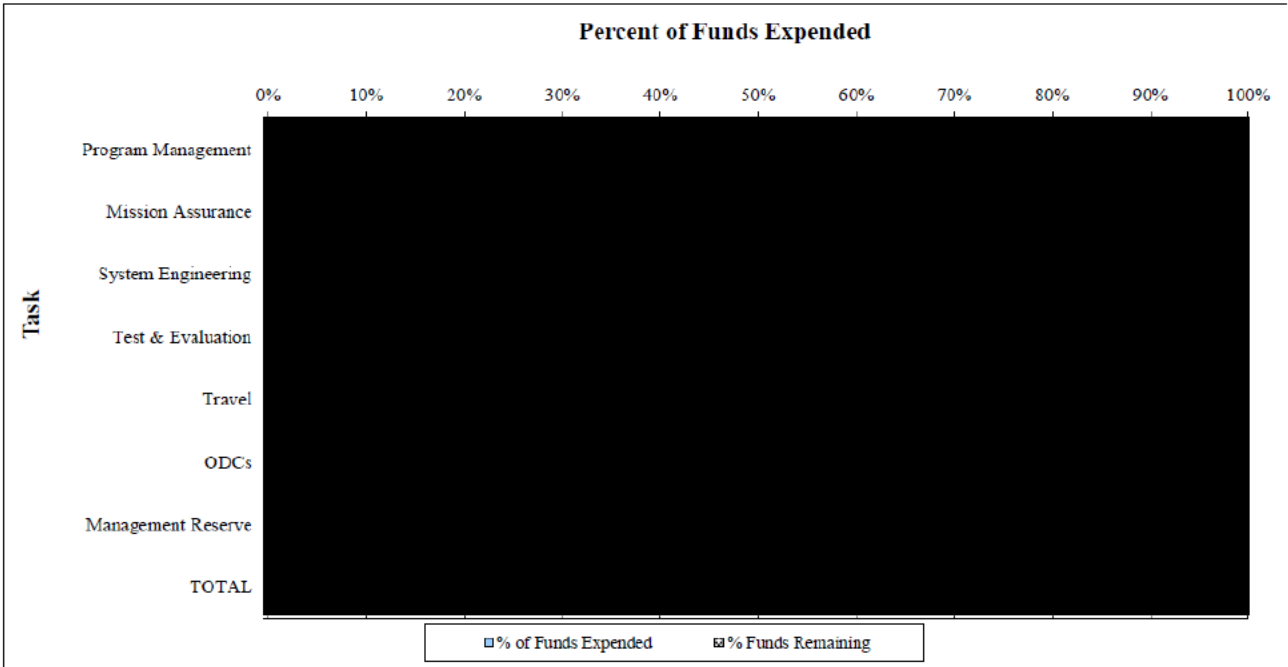
Option Year 2

Nationwide AIS Option Year 2

Program Manager: Jim Fontenot
 Project Title: Nationwide AIS - Option Year 2
 Contract Start Date: 6/16/2013
 Contract End Date: 6/15/2014
 Actuals as of: 6/28/2013

TASK	CEILING	BUDGET	ACTUALS	S REMAINING	% of Funds Expended	% Funded	% Funds Expended	% Funds Remaining
Program Management								
Mission Assurance								
System Engineering								
Test & Evaluation								
Travel								
ODCs								
Management Reserve								
TOTAL								

Percent of Funds Expended





Nationwide AIS Option Year 2
Planned Revenue vs Actual Revenue
Expenditures as of June 2013



NAIS Option Year 02 - CLIN 02001, CLIN 02004

TASK Breakdown	Jun-13	Jul-13	Aug-13	Sep-13	Oct-13	Nov-13	Dec-13	Jan-14	Feb-14	Mar-14	Apr-14	May-14	Jun-14	Total
CLIN 02001 Program Management Actuals														
CLIN 02001 Program Management Planned														
CLIN 02001 Mission Assurance Actuals														
CLIN 02001 Mission Assurance Planned														
CLIN 02001 System Engineering Actuals														
CLIN 02001 System Engineering Planned														
CLIN 02001 Test & Evaluation Actuals														
CLIN 02001 Test & Evaluation Planned														
CLIN 02004 Travel Actuals														
CLIN 02004 Travel Planned														
CLIN 02001 ODCs Actuals														
CLIN 02001 ODCs Planned														
Subtotal Actuals														
Actuals Cum.														
Total contract plan														
Plan Cum														
Total Funding	\$975,846	\$975,846	\$975,846	\$975,846	\$975,846	\$975,846	\$975,846	\$975,846	\$975,846	\$975,846	\$975,846	\$975,846	\$975,846	
Funds Remaining														



NAIS OY1 Project
Tracking - June 2013.



NAIS OY2 Project
Tracking - June 2013.

Section III – GFE Status Report



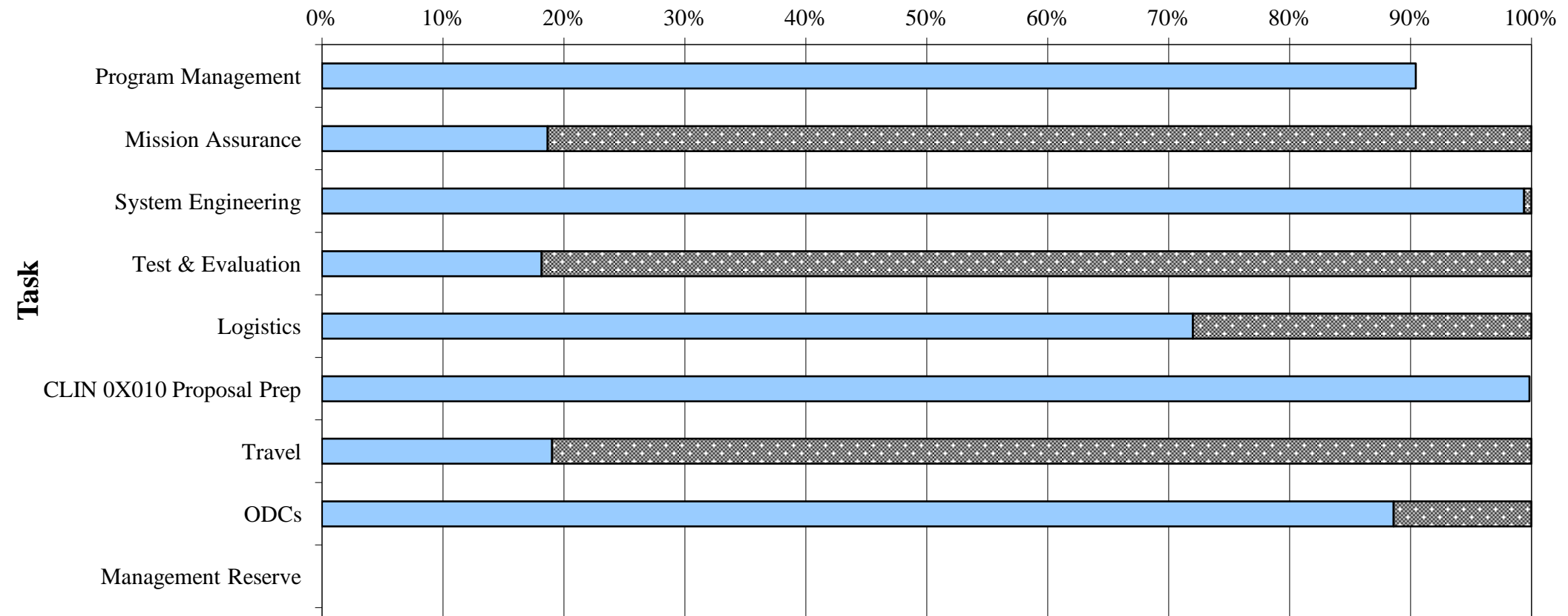
GFE List 10 9
2012.xlsx

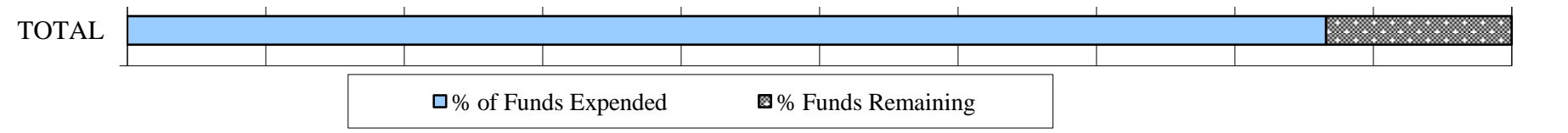
Nationwide AIS Option Year 1

Program Manager: Jim Fontenot
Project Title: Nationwide AIS - Option Year 1
Contract Start Date: 6/16/2012
Contract End Date: 6/15/2013
Actuals as of: 6/28/2013

TASK	CEILING	BUDGET	ACTUALS	\$ REMAINING	% of Funds Expended	% Funded	% Funds Expended	% Funds Remaining
Program Management	\$0	\$582,775	\$651,714	-\$68,939	112%	0%	112%	-12%
Mission Assurance	\$0	\$88,502	\$16,529	\$71,973	19%	0%	19%	81%
System Engineering	\$0	\$146,282	\$145,389	\$893	99%	0%	99%	1%
Test & Evaluation	\$0	\$20,856	\$3,787	\$17,069	18%	0%	18%	82%
Logistics	\$0	\$454,483	\$327,315	\$127,169	72%	0%	72%	28%
CLIN 0X010 Proposal Prep	\$0	\$71,887	\$72,009	-\$122	100%	0%	100%	0%
Travel	\$0	\$16,846	\$3,206	\$13,640	19%	0%	19%	81%
ODCs	\$0	\$179,149	\$158,741	\$20,408	89%	0%	89%	11%
Management Reserve	\$0	\$31,116			0%	0%	0%	
TOTAL	\$0	\$1,591,897	\$1,378,690	\$213,207	87%	0%	87%	13%

Percent of Funds Expended





NAIS Option Year 02 - CLIN 02001, CLIN 02004

TASK Breakdown	Jun-13	Jul-13	Aug-13	Sep-13	Oct-13	Nov-13	Dec-13	Jan-14	Feb-14	Mar-14	Apr-14	May-14	Jun-14	Total
CLIN 02001 Program Management Actuals	\$14,186													\$14,186
CLIN 02001 Program Management Planned	\$14,186	\$39,630	\$41,858	\$48,456	\$41,858	\$41,011	\$52,353	\$35,885	\$42,419	\$53,054	\$42,419	\$42,419	\$39,560	\$535,108
CLIN 02001 Mission Assurance Actuals	\$0													\$0
CLIN 02001 Mission Assurance Planned	\$0	\$2,630	\$2,257	\$2,962	\$2,257	\$2,257	\$2,821	\$2,134	\$2,439	\$3,049	\$2,439	\$2,439	\$1,677	\$29,360
CLIN 02001 System Engineering Actuals	\$3,641													\$3,641
CLIN 02001 System Engineering Planned	\$3,641	\$2,190	\$2,288	\$17,304	\$10,927	\$10,927	\$17,809	\$9,238	\$10,922	\$17,802	\$11,197	\$11,197	\$8,694	\$134,137
CLIN 02001 Test & Evaluation Actuals	\$0													\$0
CLIN 02001 Test & Evaluation Planned	\$0	\$0	\$515	\$4,409	\$515	\$515	\$4,409	\$515	\$515	\$4,150	\$528	\$528	\$4,255	\$20,856
CLIN 02004 Travel Actuals	\$0													\$0
CLIN 02004 Travel Planned	\$0	\$0	\$0	\$2,401	\$0	\$0	\$2,401	\$0	\$0	\$2,401	\$0	\$0	\$2,401	\$9,604
CLIN 02001 ODCs Actuals	\$14,296													\$14,296
CLIN 02001 ODCs Planned	\$14,296	\$15,866	\$16,226	\$16,800	\$16,226	\$16,186	\$16,972	\$15,673	\$15,963	\$16,686	\$15,963	\$15,963	\$2,424	\$195,244
Subtotal Actuals	\$32,123	\$0	\$0	\$0	\$0	\$0	\$0	\$0	\$0	\$0	\$0	\$0	\$0	\$32,123
Actuals Cum.	\$32,123	\$32,123	\$32,123	\$32,123	\$32,123	\$32,123	\$32,123	\$32,123	\$32,123	\$32,123	\$32,123	\$32,123	\$32,123	\$32,123
Total contract plan	\$32,123	\$60,316	\$63,145	\$92,332	\$71,783	\$70,896	\$96,766	\$63,445	\$72,258	\$97,143	\$72,546	\$72,546	\$59,011	\$924,310
Plan Cum	\$32,123	\$92,439	\$155,584	\$247,916	\$319,699	\$390,595	\$487,361	\$550,806	\$623,064	\$720,207	\$792,753	\$865,300	\$924,310	
Total Funding	\$975,846	\$975,846	\$975,846	\$975,846	\$975,846	\$975,846	\$975,846	\$975,846	\$975,846	\$975,846	\$975,846	\$975,846	\$975,846	
Funds Remaining	\$943,723	\$883,407	\$820,262	\$727,930	\$656,147	\$585,251	\$488,485	\$425,040	\$352,782	\$255,639	\$183,093	\$110,546	\$51,536	

Nationwide AIS Government Property List

Report Date: 10/9/2012

CONTROL_NUMBER	NOUN_MAJOR	MFGR_NAME
78069981	FIREWALL	CISCO
78069982	POWER SUPPLY	MEANWELL
78069983	POWER SUPPLY	MEANWELL
78069985	DISPLAY/KBD/POINTER	ECLIPSE
78069986	EXTERNAL HARD DRIVE	LACIE
78069988	Workstation (NAIS - HP)	HP
78069989	Workstation (NAIS - HP)	HP
78069990	Display (NAIS - HP)	HP
78069991	DISPLAY (NAIS - HP)	HP
78069992	AD/ESB Server (NAIS - HP)	HP
78069993	Chart Server (NAIS - HP)	HP
78069994	Data Recovery (NAIS - HP)	HP
78069995	SWITCH	CISCO
78069996	BASE STATION	PROTEC
78069997	BASE STATION	PROTEC
78069998	BLADE CENTER CHASSIS	IBM
78069999	BLADE CENTER CHASSIS	IBM
78070000	BLADE CENTER CHASSIS	IBM
78070001	BLADECENTER HS22	IBM
78070002	BLADECENTER HS22	IBM
78070003	BLADECENTER HS22	IBM
78070004	BLADECENTER HS22	IBM
78070005	BLADECENTER HS22	IBM
78070006	BLADECENTER HS22	IBM
78070007	BLADECENTER HS22	IBM
78070008	BLADECENTER HS22	IBM
78070009	BLADECENTER HS22	IBM
78070010	AUTOMATIC ID. SYSTEM	L3 COMMUNICATIONS
78070011	AUTOMATIC ID. SYSTEM	L3 COMMUNICATIONS
78070013	Sun SPARC Server (NAIS)	SUN
78070014	Sun SPARC Server (NAIS)	SUN
78070016	Sun SPARC Server (NAIS)	SUN
78070017	AIS-CTR X AIS CLASS B	TRUE HEADING
78070018	AIS-CTR X AIS CLASS B	TRUE HEADING
78070020	POWER SUPPLY	MEANWELL
78070021	POWER SUPPLY	MEANWELL
78080511	UPS	APC

78080512	UPS	APC
78080513	UPS	APC
78080514	UPS	APC
78080515	EXTERNAL HARD DRIVE	WESTERN DIGITAL
78080548	BANDPASS ANTENNA	AREA 51
78080549	USB REMOTE CONCENTRATOR	DIGI

MODEL_NO	SERIAL_NUMBER	OWNERSHIP CODE	PROPERTY TYPE CODE	PROPERTY SUBTYPE	PROJECT
ASA 5505		USG	EQ	CA	1K358
RS-75-24		USG	EQ	CA	1K358
RS-75-24		USG	EQ	CA	1K358
ER1-15N-USB		USG	EQ	CA	1K358
D2		USG	EQ	CA	1K358
Z400T		USG	EQ	CA	1K358
Z400T		USG	EQ	CA	1K358
L1710		USG	EQ	CA	1K358
L1710		USG	EQ	CA	1K358
E5530		USG	EQ	CA	1K358
E5530		USG	EQ	CA	1K358
XW4600		USG	EQ	CA	1K358
2960		USG	EQ	CA	1K358
AISM020502		USG	EQ	GF	1K358
AISM020502		USG	EQ	GF	1K358
8886AC1		USG	EQ	CA	1K358
8886AC1		USG	EQ	CA	1K358
8886AC1		USG	EQ	CA	1K358
7870AC1		USG	EQ	CA	1K358
7870AC1		USG	EQ	CA	1K358
7870AC1		USG	EQ	CA	1K358
7870AC1		USG	EQ	CA	1K358
7870AC1		USG	EQ	CA	1K358
7870AC1		USG	EQ	CA	1K358
7870AC1		USG	EQ	CA	1K358
7870AC1		USG	EQ	CA	1K358
7870AC1		USG	EQ	CA	1K358
7870AC1		USG	EQ	CA	1K358
AISA1-000-92		USG	EQ	CA	1K358
AISA1-000-92		USG	EQ	CA	1K358
T2000		USG	EQ	CA	1K358
T2000		USG	EQ	CA	1K358
T2000		USG	EQ	CA	1K358
AIS-CTR		USG	EQ	CA	1K358
AIS-CTR		USG	EQ	CA	1K358
RS75-12		USG	EQ	CA	1K358
RS75-12		USG	EQ	CA	1K358
SUA3000RM2U		USG	EQ	CA	1K358

SUA3000RM2U	[REDACTED]	USG	EQ	CA	1K358
SUA3000RM2U	[REDACTED]	USG	EQ	CA	1K358
SUA3000RM2U	[REDACTED]	USG	EQ	CA	1K358
WD80000A4NC-00	[REDACTED]	USG	EQ	CA	1K358
TWPC 1505-3	[REDACTED]	USG	EQ	CA	1K358
301-1130-01	[REDACTED]	USG	EQ	CA	1K358

CONTRACT_NUMBER	ACQ COST	ACQ DATE	STATUS	INTERNAL_LOCATION
HSCG23-09-C-ADP001	\$399.00	6/22/2009	ACTIVE	NN-INRI-02
HSCG23-09-C-ADP001	\$31.00	6/30/2009	ACTIVE	NN-INRI-02
HSCG23-09-C-ADP001	\$31.00	6/30/2009	ACTIVE	NN-INRI-02
HSCG23-09-C-ADP001	\$759.00	7/9/2009	ACTIVE	NN-INRI-02
HSCG23-09-C-ADP001	\$160.00	7/13/2009	ACTIVE	NN-INRI-02
HSCG23-09-C-ADP001	\$1,380.00	7/28/2009	ACTIVE	NN-INRI-02
HSCG23-09-C-ADP001	\$1,380.00	7/28/2009	ACTIVE	NN-INRI-02
HSCG23-09-C-ADP001	\$117.00	7/28/2009	ACTIVE	NN-INRI-02
HSCG23-09-C-ADP001	\$117.00	7/28/2009	ACTIVE	NN-INRI-02
HSCG23-09-C-ADP001	\$3,774.00	7/28/2009	ACTIVE	NN-INRI-02
HSCG23-09-C-ADP001	\$3,774.00	7/28/2009	ACTIVE	NN-INRI-02
HSCG23-09-C-ADP001	\$760.00	7/30/2009	ACTIVE	NN-INRI-02
HSCG23-09-C-ADP001	\$840.00	7/30/2009	ACTIVE	NN-INRI-02
HSCG23-09-C-ADP001	\$18,750.00	7/30/2009	ACTIVE	NN-INRI-02
HSCG23-09-C-ADP001	\$18,750.00	7/30/2009	ACTIVE	NN-INRI-02
HSCG23-09-C-ADP001	\$7,318.00	8/4/2009	ACTIVE	NN-INRI-02
HSCG23-09-C-ADP001	\$7,318.00	8/4/2009	ACTIVE	NN-INRI-02
HSCG23-09-C-ADP001	\$7,318.00	8/4/2009	ACTIVE	NN-INRI-02
HSCG23-09-C-ADP001	\$2,690.00	8/4/2009	ACTIVE	NN-INRI-02
HSCG23-09-C-ADP001	\$2,690.00	8/4/2009	ACTIVE	NN-INRI-02
HSCG23-09-C-ADP001	\$2,690.00	8/10/2009	ACTIVE	NN-INRI-02
HSCG23-09-C-ADP001	\$2,690.00	8/10/2009	ACTIVE	NN-INRI-02
HSCG23-09-C-ADP001	\$2,690.00	8/10/2009	ACTIVE	NN-INRI-02
HSCG23-09-C-ADP001	\$2,690.00	8/10/2009	ACTIVE	NN-INRI-02
HSCG23-09-C-ADP001	\$2,690.00	8/10/2009	ACTIVE	NN-INRI-02
HSCG23-09-C-ADP001	\$2,690.00	8/10/2009	ACTIVE	NN-INRI-02
HSCG23-09-C-ADP001	\$2,690.00	8/10/2009	ACTIVE	NN-INRI-02
HSCG23-09-C-ADP001	\$2,690.00	8/10/2009	ACTIVE	NN-INRI-02
HSCG23-09-C-ADP001	\$2,690.00	8/10/2009	ACTIVE	NN-INRI-02
HSCG23-09-C-ADP001	\$5,234.00	8/17/2009	ACTIVE	NN-INRI-02
HSCG23-09-C-ADP001	\$5,234.00	8/17/2009	ACTIVE	NN-INRI-02
HSCG23-09-C-ADP001	\$7,812.30	8/17/2009	ACTIVE	NN-INRI-02
HSCG23-09-C-ADP001	\$7,812.30	8/17/2009	ACTIVE	NN-INRI-02
HSCG23-09-C-ADP001	\$7,812.30	8/17/2009	ACTIVE	NN-INRI-02
HSCG23-09-C-ADP001	\$685.00	8/20/2009	ACTIVE	NN-INRI-02
HSCG23-09-C-ADP001	\$685.00	8/20/2009	ACTIVE	NN-INRI-02
HSCG23-09-C-ADP001	\$31.00	10/9/2009	ACTIVE	NN-INRI-02
HSCG23-09-C-ADP001	\$31.00	10/9/2009	ACTIVE	NN-INRI-02
HSCG23-09-C-ADP001	\$1,080.00	12/23/2009	ACTIVE	NN-INRI-02

HSCG23-09-C-ADP001	\$1,080.00	12/23/2009	ACTIVE	NN-INRI-02
HSCG23-09-C-ADP001	\$1,080.00	12/23/2009	ACTIVE	NN-INRI-02
HSCG23-09-C-ADP001	\$1,080.00	12/23/2009	ACTIVE	NN-INRI-02
HSCG23-09-C-ADP001	\$955.49	1/11/2010	ACTIVE	NN-INRI-02
HSCG23-09-C-ADP001	\$920.00	3/8/2010	ACTIVE	NN-INRI-02
HSCG23-09-C-ADP001	\$257.78	3/9/2010	ACTIVE	NN-INRI-02

NN-INRI-02 NEWPORT NEWS	419
NN-INRI-02 NEWPORT NEWS	419
NN-INRI-02 NEWPORT NEWS	419
NN-INRI-02 NEWPORT NEWS	419
NN-INRI-02 NEWPORT NEWS	417
NN-INRI-02 NEWPORT NEWS	419



Monthly Status Report

01 July 2013 through 31 July 2013

CDRL 1.2.10.5

(D45892)

**Nationwide Automatic Identification System
(NAIS)**

Contract Number: HSCG23-09-C-ADP001

Dated: August 7, 2013

Prepared for:

United States Coast Guard
Nationwide Automatic Identification System
2100 Second Street, SW
Washington, DC 20593-0001

Prepared by:

Northrop Grumman Information Systems
12350 Jefferson Ave, Suite 250
Newport News, VA 23602

Nationwide Automatic Identification System (NAIS)

CDRL: 1.2.10.5

1 July 2013 through 31 July 2013

Contract No: HSCG23-09-C-ADP001

Cage Code: 0J198

Document No.: D45892

PREPARED BY:

Northrop Grumman Information Systems
12350 Jefferson Ave, Suite 250
Newport News, VA 23602

PREPARED FOR:

United States Coast Guard
Nationwide Automatic Identification System
2100 Second Street, SW
Washington, DC 20593-0001



This Monthly Status Report (CDRL 1.2.10.5) summarizes the activities conducted in support of the Nationwide Automatic Identification System (NAIS) for month end July 2013. Questions regarding the contents of this report should be directed to the following Northrop Grumman Information Systems NAIS personnel:

“Signature on file”

Mr. Jim Fontenot, Program Manager
12350 Jefferson Avenue, Suite 250
Newport News, VA 23602
757-269-2574
James.Fontenot@ngc.com

August 7, 2013

Date

“Signature on file”

Mr. Rich Keller, Contracts
1760 Glenn Curtiss Street
Carson, CA 90746
(310) 764-3943
Richard.Keller@ngc.com

Section I – Progress Report

This section summarizes the work performed on the NAIS contract during the month of July 2013 as well as the areas of emphasis for the month of August 2013.

1.0 Work Summary

1.1 Events: The following events and activities occurred during this reporting period in support of the NAIS project:

- CLIN01010 equipment procurement and assembly. Second 20 checkout and delivery completed. Final 19 assembled and checkout completed.

1.2 Accomplishments / Noteworthy Points: The following accomplishments/agreements were reached during this reporting period:

- Completed delivery of the second 20 PSSs for CLIN01010
- Below are the Action Item
 - NAIS Action Items (AI) Status

Action Items	3rd Quarter 2011		4th Quarter 2011		1st Quarter 2012		2nd Quarter 2012		Total Open	Total Closed
	Opened	Closed	Opened	Closed	Opened	Closed	Opened	Closed		
IFAT SVR	0	0	0	0	0	2	0	0	0	20
IBR (Clin 3)	0	0	0	0	0	0	0	0	0	3
IBR (Clin 1 & 2) Annual	0	0	0	0	0	0	0	0	0	7
IBR (Clin 1 – Replan)	0	0	9	7	0	1	0	1	0	9
PMR (5)	0	0	0	0	0	0	0	0	0	2
PMR (6)	0	0	0	0	0	0	0	0	0	0
PMR (7)	0	0	1	1	0	0	0	0	0	1
PMR (8)					2	0	0	2	0	2
RMR (6)	0	1	0	0	0	0	0	1	0	34
RMR (7)	0	1	0	0	0	0	0	0	0	15
RMR (8)					17	14	0	3	0	17
SVR (3)							3	3	0	3

- IPT AI's (POAM) Status

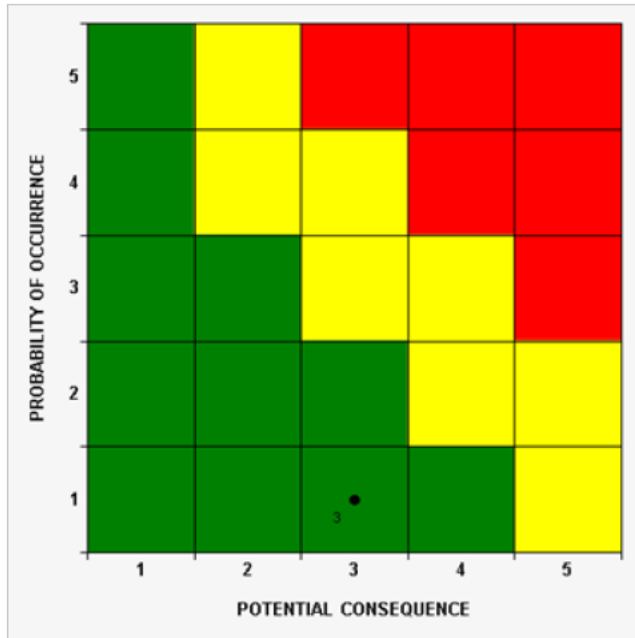
	ILS	SE	TE	PSS
Active Items	0	3	1	1
Removed	1	51	2	0
Closed	31	141	152	37
Proposed	0	6	0	0
Trade Items	0	11	0	0
Watch List	0	0	7	0
Total	32	212	162	38



1.3 Areas of Emphasis for Next Month: The following project activities are priorities for next month:

- Delivery of final 19 PSSs under CLIN01010

Top 10 Risks Report



Top 10 Risks
August 05, 2013

- 3. **PMO1 - RISK APPROVED (3) COTS**
 Obsolescence Management for Follow On Option (Schedule) [-]
 Factored Exposure \$0
 Potential Impact \$0
 Category :
 Subcategory :
 PMO1-3

1.4 Schedule (IMS)

The attached IMS is a work in progress. CLINs 01001 and 01003 are level of effort tasks and therefore not shown in the IMS.



IMS.pptx

1.5 Test equipment

All test complete.

1.5.1 Test performed

All test complete.

**Section II – Cost Report
July 1 – July 31
Option Year 2**

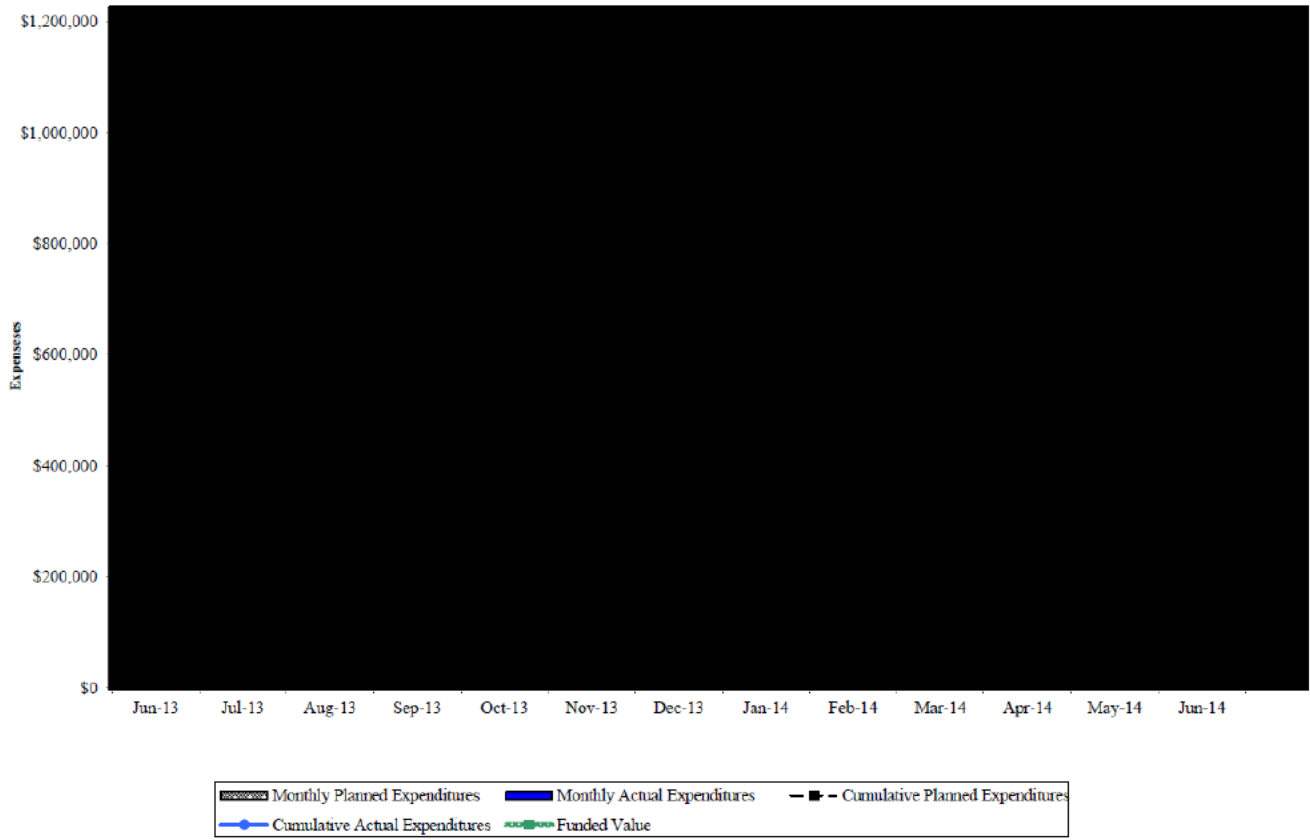
Nationwide AIS Option Year 2

Program Manager: Jim Fontenot
 Project Title: Nationwide AIS - Option Year 2
 Contract Start Date: 6/16/2013
 Contract End Date: 6/15/2014
 Actuals as of: 7/26/2013

TASK	CEILING	BUDGET	ACTUALS	\$ REMAINING	% of Funds Expended	% Funded	% Funds Expended	% Funds Remaining
Program Management								
Mission Assurance								
System Engineering								
Test & Evaluation								
Travel								
ODCs								
Management Reserve								
TOTAL								



Nationwide AIS Option Year 2
Planned Revenue vs Actual Revenue
Expenditures as of July 2013





NAIS Option Year 02 - CLIN 02001, CLIN 02004

TASK Breakdown	Jun-13	Jul-13	Aug-13	Sep-13	Oct-13	Nov-13	Dec-13	Jan-14	Feb-14	Mar-14	Apr-14	May-14	Jun-14	Total
CLIN 02001 Program Management Actuals														
CLIN 02001 Program Management Planned														
CLIN 02001 Mission Assurance Actuals														
CLIN 02001 Mission Assurance Planned														
CLIN 02001 System Engineering Actuals														
CLIN 02001 System Engineering Planned														
CLIN 02001 Test & Evaluation Actuals														
CLIN 02001 Test & Evaluation Planned														
CLIN 02004 Travel Actuals														
CLIN 02004 Travel Planned														
CLIN 02001 ODCs Actuals														
CLIN 02001 ODCs Planned														
Subtotal Actuals														
Actuals Cum.														
Total contract plan														
Plan Cum														
Total Funding	\$975,846	\$975,846	\$975,846	\$975,846	\$975,846	\$975,846	\$975,846	\$975,846	\$975,846	\$975,846	\$975,846	\$975,846	\$975,846	
Funds Remaining														



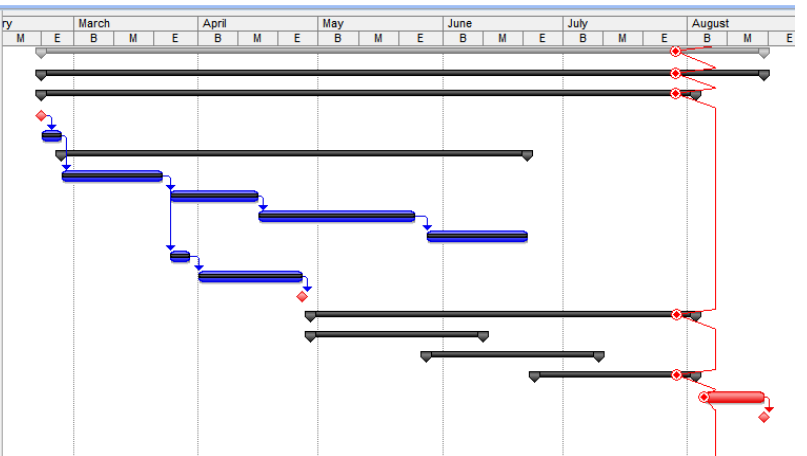
NAIS OY2 Project
Tracking - July 2013.)

Section III – GFE Status Report



GFE List 10 9
2012.xlsx

	CWBS Ref	Task Name	Duration	Task Risk	Best Case Duration	Worst Case Duration	Total Slack	Start	Finish
0		IMS Template R10b1 - WBS and IMP Based Exam	126 days		0 days	0 days	0 days	Thu 2/21/13	Mon 8/19/13
1	1.01010	Option Year 1	126 days		0 days	0 days	0 days	Thu 2/21/13	Mon 8/19/13
2	1.01010	CLIN 01010	115 days		0 days	0 days	0 days	Thu 2/21/13	Fri 8/2/13
3	✓ 1.01010	CLIN01010 Award	0 days		0 days	0 days	0 days	Thu 2/21/13	Thu 2/21/13
4	✓ 1.01010	Initialization	3 days	Low	0 days	0 days	0 days	Thu 2/21/13	Mon 2/25/13
5	✓ 1.01010	Equipment Acquisition	83 days		0 days	0 days	0 days	Tue 2/26/13	Fri 6/21/13
6	✓ 1.01010	Long Lead Item Procurement	19 days	Low	0 days	0 days	0 days	Tue 2/26/13	Fri 3/22/13
7	✓ 1.01010	Long Lead Item First Batch Delivery	16 days	Low	0 days	0 days	0 days	Mon 3/25/13	Mon 4/15/13
8	✓ 1.01010	Long Lead Item Second Batch Delivery	29 days	Low	0 days	0 days	0 days	Tue 4/16/13	Fri 5/24/13
9	✓ 1.01010	Long Lead Item Third Batch Delivery	19 days	Low	0 days	0 days	0 days	Tue 5/28/13	Fri 6/21/13
10	✓ 1.01010	Non-Long Lead Item Procurement	5 days	Low	0 days	0 days	0 days	Mon 3/25/13	Fri 3/29/13
11	✓ 1.01010	Non-Long Lead Item Delivery Period	20 days	Low	0 days	0 days	0 days	Mon 4/1/13	Fri 4/26/13
12	✓ 1.01010	Receive Non-Long Lead Items	0 days	Low	0 days	0 days	0 days	Fri 4/26/13	Fri 4/26/13
13	1.01010	Equipment Configuration	68 days		0 days	0 days	0 days	Mon 4/29/13	Fri 8/2/13
14	✓ 1.01010	Batch 1 Build	30 days		0 days	0 days	0 days	Mon 4/29/13	Mon 6/10/13
80	✓ 1.01010	Batch 2 Build	30 days		0 days	0 days	0 days	Tue 5/28/13	Tue 7/9/13
146	✓ 1.01010	Batch 3 Build	29 days		0 days	0 days	0 days	Mon 6/24/13	Fri 8/2/13
209	1.01010	Option Year 1 Buffer	11 days	Low	9.9 days	13.75 days	0 days	Mon 8/5/13	Mon 8/19/13
210	1.01010	Option Year 1 Compete	0 days		0 days	0 days	0 days	Mon 8/19/13	Mon 8/19/13



NAIS Option Year 02 - CLIN 02001, CLIN 02004

TASK Breakdown	Jun-13	Jul-13	Aug-13	Sep-13	Oct-13	Nov-13	Dec-13	Jan-14	Feb-14	Mar-14	Apr-14	May-14	Jun-14	Total
CLIN 02001 Program Management Actuals	\$14,186	\$31,998												\$46,184
CLIN 02001 Program Management Planned	\$14,186	\$39,630	\$41,858	\$48,456	\$41,858	\$41,011	\$52,353	\$35,885	\$42,419	\$53,054	\$42,419	\$42,419	\$39,560	\$535,108
CLIN 02001 Mission Assurance Actuals	\$0	\$3,217												\$3,217
CLIN 02001 Mission Assurance Planned	\$0	\$2,630	\$2,257	\$2,962	\$2,257	\$2,257	\$2,821	\$2,134	\$2,439	\$3,049	\$2,439	\$2,439	\$1,677	\$29,360
CLIN 02001 System Engineering Actuals	\$3,641	\$10,579												\$14,220
CLIN 02001 System Engineering Planned	\$3,641	\$2,190	\$2,288	\$17,304	\$10,927	\$10,927	\$17,809	\$9,238	\$10,922	\$17,802	\$11,197	\$11,197	\$8,694	\$134,137
CLIN 02001 Test & Evaluation Actuals	\$0													\$0
CLIN 02001 Test & Evaluation Planned	\$0	\$0	\$515	\$4,409	\$515	\$515	\$4,409	\$515	\$515	\$4,150	\$528	\$528	\$4,255	\$20,856
CLIN 02004 Travel Actuals	\$0													\$0
CLIN 02004 Travel Planned	\$0	\$0	\$0	\$2,401	\$0	\$0	\$2,401	\$0	\$0	\$2,401	\$0	\$0	\$2,401	\$9,604
CLIN 02001 ODCs Actuals	\$14,296	\$15,612												\$29,908
CLIN 02001 ODCs Planned	\$14,296	\$15,866	\$16,226	\$16,800	\$16,226	\$16,186	\$16,972	\$15,673	\$15,963	\$16,686	\$15,963	\$15,963	\$2,424	\$195,244
Subtotal Actuals	\$32,123	\$61,406	\$0	\$0	\$0	\$0	\$0	\$0	\$0	\$0	\$0	\$0	\$0	\$93,529
Actuals Cum.	\$32,123	\$93,529	\$93,529	\$93,529	\$93,529	\$93,529	\$93,529	\$93,529	\$93,529	\$93,529	\$93,529	\$93,529	\$93,529	\$93,529
Total contract plan	\$32,123	\$60,316	\$63,145	\$92,332	\$71,783	\$70,896	\$96,766	\$63,445	\$72,258	\$97,143	\$72,546	\$72,546	\$59,011	\$924,310
Plan Cum	\$32,123	\$92,439	\$155,584	\$247,916	\$319,699	\$390,595	\$487,361	\$550,806	\$623,064	\$720,207	\$792,753	\$865,300	\$924,310	
Total Funding	\$975,846	\$975,846	\$975,846	\$975,846	\$975,846	\$975,846	\$975,846	\$975,846	\$975,846	\$975,846	\$975,846	\$975,846	\$975,846	
Funds Remaining	\$943,723	\$883,407	\$820,262	\$727,930	\$656,147	\$585,251	\$488,485	\$425,040	\$352,782	\$255,639	\$183,093	\$110,546	\$51,536	

Nationwide AIS Government Property List

Report Date: 10/9/2012

CONTROL_NUMBER	NOUN_MAJOR	MFGR_NAME
78069981	FIREWALL	CISCO
78069982	POWER SUPPLY	MEANWELL
78069983	POWER SUPPLY	MEANWELL
78069985	DISPLAY/KBD/POINTER	ECLIPSE
78069986	EXTERNAL HARD DRIVE	LACIE
78069988	Workstation (NAIS - HP)	HP
78069989	Workstation (NAIS - HP)	HP
78069990	Display (NAIS - HP)	HP
78069991	DISPLAY (NAIS - HP)	HP
78069992	AD/ESB Server (NAIS - HP)	HP
78069993	Chart Server (NAIS - HP)	HP
78069994	Data Recovery (NAIS - HP)	HP
78069995	SWITCH	CISCO
78069996	BASE STATION	PROTEC
78069997	BASE STATION	PROTEC
78069998	BLADE CENTER CHASSIS	IBM
78069999	BLADE CENTER CHASSIS	IBM
78070000	BLADE CENTER CHASSIS	IBM
78070001	BLADECENTER HS22	IBM
78070002	BLADECENTER HS22	IBM
78070003	BLADECENTER HS22	IBM
78070004	BLADECENTER HS22	IBM
78070005	BLADECENTER HS22	IBM
78070006	BLADECENTER HS22	IBM
78070007	BLADECENTER HS22	IBM
78070008	BLADECENTER HS22	IBM
78070009	BLADECENTER HS22	IBM
78070010	AUTOMATIC ID. SYSTEM	L3 COMMUNICATIONS
78070011	AUTOMATIC ID. SYSTEM	L3 COMMUNICATIONS
78070013	Sun SPARC Server (NAIS)	SUN
78070014	Sun SPARC Server (NAIS)	SUN
78070016	Sun SPARC Server (NAIS)	SUN
78070017	AIS-CTR X AIS CLASS B	TRUE HEADING
78070018	AIS-CTR X AIS CLASS B	TRUE HEADING
78070020	POWER SUPPLY	MEANWELL
78070021	POWER SUPPLY	MEANWELL
78080511	UPS	APC

78080512	UPS	APC
78080513	UPS	APC
78080514	UPS	APC
78080515	EXTERNAL HARD DRIVE	WESTERN DIGITAL
78080548	BANDPASS ANTENNA	AREA 51
78080549	USB REMOTE CONCENTRATOR	DIGI

MODEL_NO	SERIAL_NUMBER	OWNERSHIP CODE	PROPERTY TYPE CODE	PROPERTY SUBTYPE	PROJECT
ASA 5505		USG	EQ	CA	1K358
RS-75-24		USG	EQ	CA	1K358
RS-75-24		USG	EQ	CA	1K358
ER1-15N-USB		USG	EQ	CA	1K358
D2		USG	EQ	CA	1K358
Z400T		USG	EQ	CA	1K358
Z400T		USG	EQ	CA	1K358
L1710		USG	EQ	CA	1K358
L1710		USG	EQ	CA	1K358
E5530		USG	EQ	CA	1K358
E5530		USG	EQ	CA	1K358
XW4600		USG	EQ	CA	1K358
2960		USG	EQ	CA	1K358
AISM020502		USG	EQ	GF	1K358
AISM020502		USG	EQ	GF	1K358
8886AC1		USG	EQ	CA	1K358
8886AC1		USG	EQ	CA	1K358
8886AC1		USG	EQ	CA	1K358
7870AC1		USG	EQ	CA	1K358
7870AC1		USG	EQ	CA	1K358
7870AC1		USG	EQ	CA	1K358
7870AC1		USG	EQ	CA	1K358
7870AC1		USG	EQ	CA	1K358
7870AC1		USG	EQ	CA	1K358
7870AC1		USG	EQ	CA	1K358
7870AC1		USG	EQ	CA	1K358
7870AC1		USG	EQ	CA	1K358
7870AC1		USG	EQ	CA	1K358
AISA1-000-92		USG	EQ	CA	1K358
AISA1-000-92		USG	EQ	CA	1K358
T2000		USG	EQ	CA	1K358
T2000		USG	EQ	CA	1K358
T2000		USG	EQ	CA	1K358
AIS-CTR		USG	EQ	CA	1K358
AIS-CTR		USG	EQ	CA	1K358
RS75-12		USG	EQ	CA	1K358
RS75-12		USG	EQ	CA	1K358
SUA3000RM2U		USG	EQ	CA	1K358

SUA3000RM2U		USG	EQ	CA	1K358
SUA3000RM2U		USG	EQ	CA	1K358
SUA3000RM2U		USG	EQ	CA	1K358
WD80000A4NC-00		USG	EQ	CA	1K358
TWPC 1505-3		USG	EQ	CA	1K358
301-1130-01		USG	EQ	CA	1K358

CONTRACT_NUMBER	ACQ COST	ACQ DATE	STATUS	INTERNAL_LOCATION
HSCG23-09-C-ADP001	\$399.00	6/22/2009	ACTIVE	NN-INRI-02
HSCG23-09-C-ADP001	\$31.00	6/30/2009	ACTIVE	NN-INRI-02
HSCG23-09-C-ADP001	\$31.00	6/30/2009	ACTIVE	NN-INRI-02
HSCG23-09-C-ADP001	\$759.00	7/9/2009	ACTIVE	NN-INRI-02
HSCG23-09-C-ADP001	\$160.00	7/13/2009	ACTIVE	NN-INRI-02
HSCG23-09-C-ADP001	\$1,380.00	7/28/2009	ACTIVE	NN-INRI-02
HSCG23-09-C-ADP001	\$1,380.00	7/28/2009	ACTIVE	NN-INRI-02
HSCG23-09-C-ADP001	\$117.00	7/28/2009	ACTIVE	NN-INRI-02
HSCG23-09-C-ADP001	\$117.00	7/28/2009	ACTIVE	NN-INRI-02
HSCG23-09-C-ADP001	\$3,774.00	7/28/2009	ACTIVE	NN-INRI-02
HSCG23-09-C-ADP001	\$3,774.00	7/28/2009	ACTIVE	NN-INRI-02
HSCG23-09-C-ADP001	\$760.00	7/30/2009	ACTIVE	NN-INRI-02
HSCG23-09-C-ADP001	\$840.00	7/30/2009	ACTIVE	NN-INRI-02
HSCG23-09-C-ADP001	\$18,750.00	7/30/2009	ACTIVE	NN-INRI-02
HSCG23-09-C-ADP001	\$18,750.00	7/30/2009	ACTIVE	NN-INRI-02
HSCG23-09-C-ADP001	\$7,318.00	8/4/2009	ACTIVE	NN-INRI-02
HSCG23-09-C-ADP001	\$7,318.00	8/4/2009	ACTIVE	NN-INRI-02
HSCG23-09-C-ADP001	\$7,318.00	8/4/2009	ACTIVE	NN-INRI-02
HSCG23-09-C-ADP001	\$2,690.00	8/4/2009	ACTIVE	NN-INRI-02
HSCG23-09-C-ADP001	\$2,690.00	8/4/2009	ACTIVE	NN-INRI-02
HSCG23-09-C-ADP001	\$2,690.00	8/10/2009	ACTIVE	NN-INRI-02
HSCG23-09-C-ADP001	\$2,690.00	8/10/2009	ACTIVE	NN-INRI-02
HSCG23-09-C-ADP001	\$2,690.00	8/10/2009	ACTIVE	NN-INRI-02
HSCG23-09-C-ADP001	\$2,690.00	8/10/2009	ACTIVE	NN-INRI-02
HSCG23-09-C-ADP001	\$2,690.00	8/10/2009	ACTIVE	NN-INRI-02
HSCG23-09-C-ADP001	\$2,690.00	8/10/2009	ACTIVE	NN-INRI-02
HSCG23-09-C-ADP001	\$2,690.00	8/10/2009	ACTIVE	NN-INRI-02
HSCG23-09-C-ADP001	\$2,690.00	8/10/2009	ACTIVE	NN-INRI-02
HSCG23-09-C-ADP001	\$2,690.00	8/10/2009	ACTIVE	NN-INRI-02
HSCG23-09-C-ADP001	\$2,690.00	8/10/2009	ACTIVE	NN-INRI-02
HSCG23-09-C-ADP001	\$2,690.00	8/10/2009	ACTIVE	NN-INRI-02
HSCG23-09-C-ADP001	\$5,234.00	8/17/2009	ACTIVE	NN-INRI-02
HSCG23-09-C-ADP001	\$5,234.00	8/17/2009	ACTIVE	NN-INRI-02
HSCG23-09-C-ADP001	\$7,812.30	8/17/2009	ACTIVE	NN-INRI-02
HSCG23-09-C-ADP001	\$7,812.30	8/17/2009	ACTIVE	NN-INRI-02
HSCG23-09-C-ADP001	\$7,812.30	8/17/2009	ACTIVE	NN-INRI-02
HSCG23-09-C-ADP001	\$685.00	8/20/2009	ACTIVE	NN-INRI-02
HSCG23-09-C-ADP001	\$685.00	8/20/2009	ACTIVE	NN-INRI-02
HSCG23-09-C-ADP001	\$31.00	10/9/2009	ACTIVE	NN-INRI-02
HSCG23-09-C-ADP001	\$31.00	10/9/2009	ACTIVE	NN-INRI-02
HSCG23-09-C-ADP001	\$1,080.00	12/23/2009	ACTIVE	NN-INRI-02

HSCG23-09-C-ADP001	\$1,080.00	12/23/2009	ACTIVE	NN-INRI-02
HSCG23-09-C-ADP001	\$1,080.00	12/23/2009	ACTIVE	NN-INRI-02
HSCG23-09-C-ADP001	\$1,080.00	12/23/2009	ACTIVE	NN-INRI-02
HSCG23-09-C-ADP001	\$955.49	1/11/2010	ACTIVE	NN-INRI-02
HSCG23-09-C-ADP001	\$920.00	3/8/2010	ACTIVE	NN-INRI-02
HSCG23-09-C-ADP001	\$257.78	3/9/2010	ACTIVE	NN-INRI-02

INTERNAL_LOCATION_DESC	ROOM
NN-INRI-02 NEWPORT NEWS	421
NN-INRI-02 NEWPORT NEWS	419
NN-INRI-02 NEWPORT NEWS	419
NN-INRI-02 NEWPORT NEWS	419
NN-INRI-02 NEWPORT NEWS	419
NN-INRI-02 NEWPORT NEWS	419
NN-INRI-02 NEWPORT NEWS	419
NN-INRI-02 NEWPORT NEWS	419
NN-INRI-02 NEWPORT NEWS	419
NN-INRI-02 NEWPORT NEWS	419
NN-INRI-02 NEWPORT NEWS	419
NN-INRI-02 NEWPORT NEWS	419
NN-INRI-02 NEWPORT NEWS	419
NN-INRI-02 NEWPORT NEWS	419
NN-INRI-02 NEWPORT NEWS	419
NN-INRI-02 NEWPORT NEWS	419
NN-INRI-02 NEWPORT NEWS	419
NN-INRI-02 NEWPORT NEWS	419
NN-INRI-02 NEWPORT NEWS	419
NN-INRI-02 NEWPORT NEWS	419
NN-INRI-02 NEWPORT NEWS	419
NN-INRI-02 NEWPORT NEWS	419
NN-INRI-02 NEWPORT NEWS	419
NN-INRI-02 NEWPORT NEWS	419
NN-INRI-02 NEWPORT NEWS	419
NN-INRI-02 NEWPORT NEWS	419
NN-INRI-02 NEWPORT NEWS	419
NN-INRI-02 NEWPORT NEWS	419
NN-INRI-02 NEWPORT NEWS	419
NN-INRI-02 NEWPORT NEWS	419
NN-INRI-02 NEWPORT NEWS	419
NN-INRI-02 NEWPORT NEWS	419
NN-INRI-02 NEWPORT NEWS	419
NN-INRI-02 NEWPORT NEWS	419
NN-INRI-02 NEWPORT NEWS	419
NN-INRI-02 NEWPORT NEWS	419
NN-INRI-02 NEWPORT NEWS	419
NN-INRI-02 NEWPORT NEWS	419
NN-INRI-02 NEWPORT NEWS	419
NN-INRI-02 NEWPORT NEWS	419
NN-INRI-02 NEWPORT NEWS	419
NN-INRI-02 NEWPORT NEWS	419
NN-INRI-02 NEWPORT NEWS	419
NN-INRI-02 NEWPORT NEWS	419
NN-INRI-02 NEWPORT NEWS	419

NN-INRI-02 NEWPORT NEWS	419
NN-INRI-02 NEWPORT NEWS	419
NN-INRI-02 NEWPORT NEWS	419
NN-INRI-02 NEWPORT NEWS	419
NN-INRI-02 NEWPORT NEWS	417
NN-INRI-02 NEWPORT NEWS	419



Monthly Status Report

01 August 2013 through 31 August 2013

CDRL 1.2.10.5

(D45892)

**Nationwide Automatic Identification System
(NAIS)**

Contract Number: HSCG23-09-C-ADP001

Dated: September 6, 2013

Prepared for:

United States Coast Guard
Nationwide Automatic Identification System
2100 Second Street, SW
Washington, DC 20593-0001

Prepared by:

Northrop Grumman Information Systems
12350 Jefferson Ave, Suite 250
Newport News, VA 23602

Nationwide Automatic Identification System (NAIS)

CDRL: 1.2.10.5

1 August 2013 through 31 August 2013

Contract No: HSCG23-09-C-ADP001

Cage Code: 0J198

Document No.: D45892

PREPARED BY:

Northrop Grumman Information Systems
12350 Jefferson Ave, Suite 250
Newport News, VA 23602

PREPARED FOR:

United States Coast Guard
Nationwide Automatic Identification System
2100 Second Street, SW
Washington, DC 20593-0001



This Monthly Status Report (CDRL 1.2.10.5) summarizes the activities conducted in support of the Nationwide Automatic Identification System (NAIS) for month end August 2013. Questions regarding the contents of this report should be directed to the following Northrop Grumman Information Systems NAIS personnel:

“Signature on file”

Mr. Jim Fontenot, Program Manager
12350 Jefferson Avenue, Suite 250
Newport News, VA 23602
757-269-2574
James.Fontenot@ngc.com

September 6, 2013

Date

“Signature on file”

Mr. Rich Keller, Contracts
1760 Glenn Curtiss Street
Carson, CA 90746
(310) 764-3943
Richard.Keller@ngc.com

Section I – Progress Report

This section summarizes the work performed on the NAIS contract during the month of August 2013 as well as the areas of emphasis for the month of September 2013.

1.0 Work Summary

1.1 Events: The following events and activities occurred during this reporting period in support of the NAIS project:

- CLIN01010 equipment procurement and assembly. Completed checkout and delivery of final 19 PSSs.

1.2 Accomplishments / Noteworthy Points: The following accomplishments/agreements were reached during this reporting period:

- Completed delivery of all 59 PSSs for CLIN01010
- Below are the Action Item
 - NAIS Action Items (AI) Status

Action Items	3rd Quarter 2011		4th Quarter 2011		1st Quarter 2012		2nd Quarter 2012		Total Open	Total Closed
	Opened	Closed	Opened	Closed	Opened	Closed	Opened	Closed		
IFAT SVR	0	0	0	0	0	2	0	0	0	20
IBR (Clin 3)	0	0	0	0	0	0	0	0	0	3
IBR (Clin 1 & 2) Annual	0	0	0	0	0	0	0	0	0	7
IBR (Clin 1 – Replan)	0	0	9	7	0	1	0	1	0	9
PMR (5)	0	0	0	0	0	0	0	0	0	2
PMR (6)	0	0	0	0	0	0	0	0	0	0
PMR (7)	0	0	1	1	0	0	0	0	0	1
PMR (8)					2	0	0	2	0	2
RMR (6)	0	1	0	0	0	0	0	1	0	34
RMR (7)	0	1	0	0	0	0	0	0	0	15
RMR (8)					17	14	0	3	0	17
SVR (3)							3	3	0	3

- IPT AI's (POAM) Status

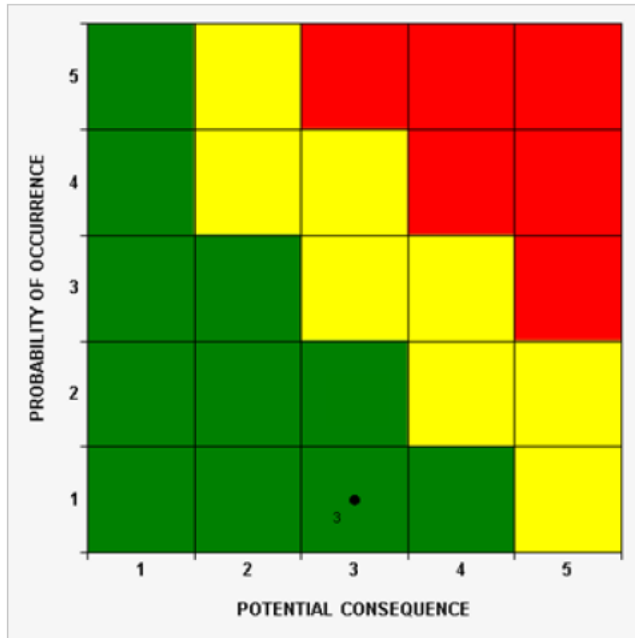
	ILS	SE	TE	PSS
Active Items	0	3	1	1
Removed	1	51	2	0
Closed	31	141	152	37
Proposed	0	6	0	0
Trade Items	0	11	0	0
Watch List	0	0	7	0
Total	32	212	162	38



1.3 Areas of Emphasis for Next Month: The following project activities are priorities for next month:

- Begin preparing for CLIN02010 by ensuring COTS components are still available.

Top 10 Risks Report



Top 10 Risks
August 05, 2013

- 3. **PMO1 - RISK APPROVED (3) COTS**
 Obsolescence Management for Follow On Option (Schedule) [-]
 Factored Exposure \$0
 Potential Impact \$0
 Category :
 Subcategory :
 PMO1-3

1.4 Schedule (IMS)

The attached IMS is a work in progress. CLINs 01001 and 01003 are level of effort tasks and therefore not shown in the IMS.



IMS.pptx

1.5 Test equipment

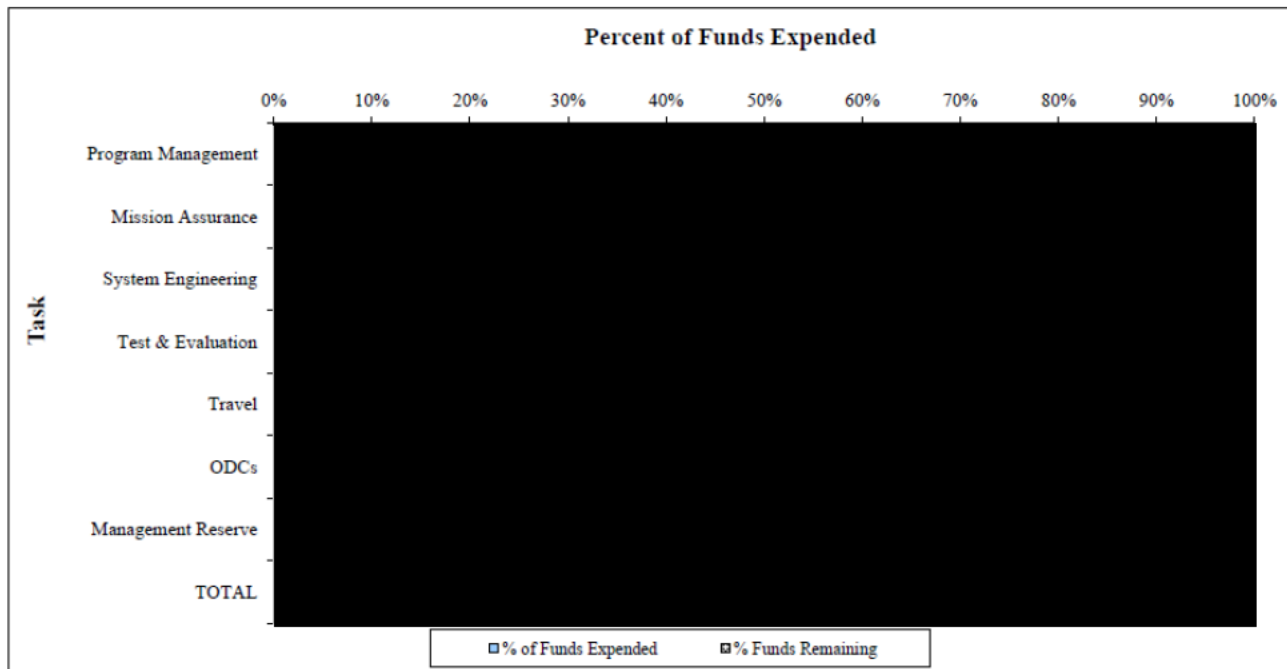
All test complete.

1.5.1 Test performed

All test complete.

**Section II – Cost Report
August 1 – August 31
Option Year 2**

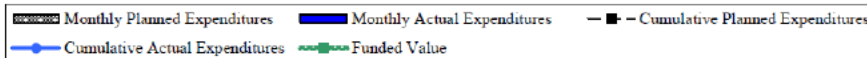
Nationwide AIS Option Year 2								
Program Manager: Jim Fontenot Project Title: Nationwide AIS - Option Year 2 Contract Start Date: 6/16/2013 Contract End Date: 6/15/2014 Actuals as of: 8/23/2013								
TASK	CEILING	BUDGET	ACTUALS	\$ REMAINING	% of Funds Expended	% Funded	% Funds Expended	% Funds Remaining
Program Management								
Mission Assurance								
System Engineering								
Test & Evaluation								
Travel								
ODCs								
Management Reserve								
TOTAL								



Task Breakdown



Nationwide AIS Option Year 2
Planned Revenue vs Actual Revenue
Expenditures as of Aug 2013



NAIS Option Year 02 - CLIN 02001, CLIN 02004

TASK Breakdown	Jun-13	Jul-13	Aug-13	Sep-13	Oct-13	Nov-13	Dec-13	Jan-14	Feb-14	Mar-14	Apr-14	May-14	Jun-14	Total
CLIN 02001 Program Management Actuals														
CLIN 02001 Program Management Planned														
CLIN 02001 Mission Assurance Actuals														
CLIN 02001 Mission Assurance Planned														
CLIN 02001 System Engineering Actuals														
CLIN 02001 System Engineering Planned														
CLIN 02001 Test & Evaluation Actuals														
CLIN 02001 Test & Evaluation Planned														
CLIN 02004 Travel Actuals														
CLIN 02004 Travel Planned														
CLIN 02001 ODCe Actuals														
CLIN 02001 ODCe Planned														
Subtotal Actuals														
Actuals Cum.														
Total contract plan														
Plan Cum														
Total Funding														
Funds Remaining														



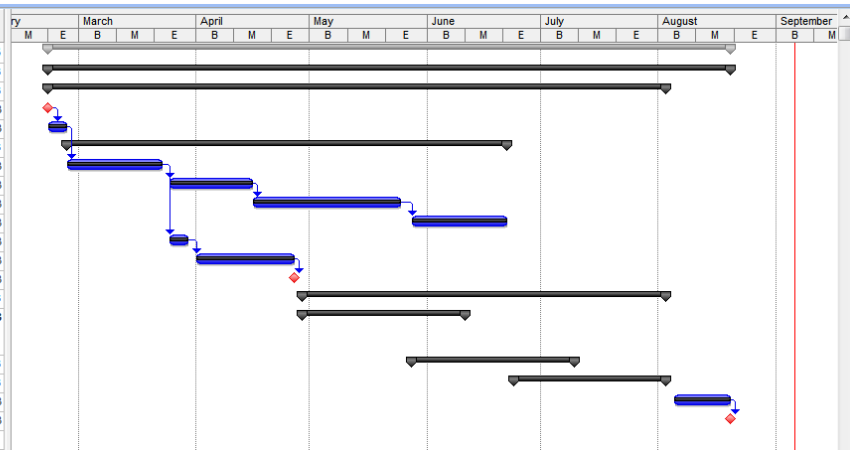
NAIS OY2 Project
Tracking - August 201

Section III – GFE Status Report



GFE List 10 9
2012.xlsx

	CWBS Ref	Task Name	Duration	Task Risk	Best Case Duration	Worst Case Duration	Total Slack	Start	Finish
0		IMS Template R10b1 - WBS and IMP Based Exam	126 days		0 days	0 days	0 days	Thu 2/21/13	Mon 8/19/13
1	1.01010	Option Year 1	126 days		0 days	0 days	0 days	Thu 2/21/13	Mon 8/19/13
2	1.01010	CLIN 01010	115 days		0 days	0 days	0 days	Thu 2/21/13	Fri 8/2/13
3	1.01010	CLIN01010 Award	0 days		0 days	0 days	0 days	Thu 2/21/13	Thu 2/21/13
4	1.01010	Initialization	3 days	Low	0 days	0 days	0 days	Thu 2/21/13	Mon 2/25/13
5	1.01010	Equipment Acquisition	83 days		0 days	0 days	0 days	Tue 2/26/13	Fri 6/21/13
6	1.01010	Long Lead Item Procurement	19 days	Low	0 days	0 days	0 days	Tue 2/26/13	Fri 3/22/13
7	1.01010	Long Lead Item First Batch Delivery	16 days	Low	0 days	0 days	0 days	Mon 3/25/13	Mon 4/15/13
8	1.01010	Long Lead Item Second Batch Delivery	29 days	Low	0 days	0 days	0 days	Tue 4/16/13	Fri 5/24/13
9	1.01010	Long Lead Item Third Batch Delivery	19 days	Low	0 days	0 days	0 days	Tue 5/28/13	Fri 6/21/13
10	1.01010	Non-Long Lead Item Procurement	5 days	Low	0 days	0 days	0 days	Mon 3/25/13	Fri 3/29/13
11	1.01010	Non-Long Lead Item Delivery Period	20 days	Low	0 days	0 days	0 days	Mon 4/1/13	Fri 4/26/13
12	1.01010	Receive Non-Long Lead Items	0 days	Low	0 days	0 days	0 days	Fri 4/26/13	Fri 4/26/13
13	1.01010	Equipment Configuration	68 days		0 days	0 days	0 days	Mon 4/29/13	Fri 8/2/13
14		Batch 1 Build	30 days		0 days	0 days	0 days	Mon 4/29/13	Mon 6/10/13
80		Batch 2 Build	30 days		0 days	0 days	0 days	Tue 5/28/13	Tue 7/9/13
146		Batch 3 Build	29 days		0 days	0 days	0 days	Mon 6/24/13	Fri 8/2/13
209	1.01010	Option Year 1 Buffer	11 days	Low	0 days	0 days	0 days	Mon 8/5/13	Mon 8/19/13
210	1.01010	Option Year 1 Complete	0 days		0 days	0 days	0 days	Mon 8/19/13	Mon 8/19/13



NAIS Option Year 02 - CLIN 02001, CLIN 02004

TASK Breakdown	Jun-13	Jul-13	Aug-13	Sep-13	Oct-13	Nov-13	Dec-13	Jan-14	Feb-14	Mar-14	Apr-14	May-14	Jun-14	Total
CLIN 02001 Program Management Actuals	\$14,186	\$31,998	\$32,477											\$78,661
CLIN 02001 Program Management Planned	\$14,186	\$39,630	\$41,858	\$48,456	\$41,858	\$41,011	\$52,353	\$35,885	\$42,419	\$53,054	\$42,419	\$42,419	\$39,560	\$535,108
CLIN 02001 Mission Assurance Actuals	\$0	\$3,217	\$168											\$3,385
CLIN 02001 Mission Assurance Planned	\$0	\$2,630	\$2,257	\$2,962	\$2,257	\$2,257	\$2,821	\$2,134	\$2,439	\$3,049	\$2,439	\$2,439	\$1,677	\$29,360
CLIN 02001 System Engineering Actuals	\$3,641	\$10,579	\$10,532											\$24,752
CLIN 02001 System Engineering Planned	\$3,641	\$2,190	\$2,288	\$17,304	\$10,927	\$10,927	\$17,809	\$9,238	\$10,922	\$17,802	\$11,197	\$11,197	\$8,694	\$134,137
CLIN 02001 Test & Evaluation Actuals	\$0		\$0											\$0
CLIN 02001 Test & Evaluation Planned	\$0	\$0	\$515	\$4,409	\$515	\$515	\$4,409	\$515	\$515	\$4,150	\$528	\$528	\$4,255	\$20,856
CLIN 02004 Travel Actuals	\$0													\$0
CLIN 02004 Travel Planned	\$0	\$0	\$0	\$2,401	\$0	\$0	\$2,401	\$0	\$0	\$2,401	\$0	\$0	\$2,401	\$9,604
CLIN 02001 ODCs Actuals	\$14,296	\$15,612	\$15,737											\$45,645
CLIN 02001 ODCs Planned	\$14,296	\$15,866	\$16,226	\$16,800	\$16,226	\$16,186	\$16,972	\$15,673	\$15,963	\$16,686	\$15,963	\$15,963	\$2,424	\$195,244
Subtotal Actuals	\$32,123	\$61,406	\$58,914	\$0	\$0	\$0	\$0	\$0	\$0	\$0	\$0	\$0	\$0	\$152,443
Actuals Cum.	\$32,123	\$93,529	\$152,443	\$152,443	\$152,443	\$152,443	\$152,443	\$152,443	\$152,443	\$152,443	\$152,443	\$152,443	\$152,443	\$152,443
Total contract plan	\$32,123	\$60,316	\$63,145	\$92,332	\$71,783	\$70,896	\$96,766	\$63,445	\$72,258	\$97,143	\$72,546	\$72,546	\$59,011	\$924,310
Plan Cum	\$32,123	\$92,439	\$155,584	\$247,916	\$319,699	\$390,595	\$487,361	\$550,806	\$623,064	\$720,207	\$792,753	\$865,300	\$924,310	
Total Funding	\$975,846	\$975,846	\$975,846	\$975,846	\$975,846	\$975,846	\$975,846	\$975,846	\$975,846	\$975,846	\$975,846	\$975,846	\$975,846	
Funds Remaining	\$943,723	\$883,407	\$820,262	\$727,930	\$656,147	\$585,251	\$488,485	\$425,040	\$352,782	\$255,639	\$183,093	\$110,546	\$51,536	

Nationwide AIS Government Property List

Report Date: 10/9/2012

CONTROL_NUMBER	NOUN_MAJOR	MFGR_NAME
78069981	FIREWALL	CISCO
78069982	POWER SUPPLY	MEANWELL
78069983	POWER SUPPLY	MEANWELL
78069985	DISPLAY/KBD/POINTER	ECLIPSE
78069986	EXTERNAL HARD DRIVE	LACIE
78069988	Workstation (NAIS - HP)	HP
78069989	Workstation (NAIS - HP)	HP
78069990	Display (NAIS - HP)	HP
78069991	DISPLAY (NAIS - HP)	HP
78069992	AD/ESB Server (NAIS - HP)	HP
78069993	Chart Server (NAIS - HP)	HP
78069994	Data Recovery (NAIS - HP)	HP
78069995	SWITCH	CISCO
78069996	BASE STATION	PROTEC
78069997	BASE STATION	PROTEC
78069998	BLADE CENTER CHASSIS	IBM
78069999	BLADE CENTER CHASSIS	IBM
78070000	BLADE CENTER CHASSIS	IBM
78070001	BLADECENTER HS22	IBM
78070002	BLADECENTER HS22	IBM
78070003	BLADECENTER HS22	IBM
78070004	BLADECENTER HS22	IBM
78070005	BLADECENTER HS22	IBM
78070006	BLADECENTER HS22	IBM
78070007	BLADECENTER HS22	IBM
78070008	BLADECENTER HS22	IBM
78070009	BLADECENTER HS22	IBM
78070010	AUTOMATIC ID. SYSTEM	L3 COMMUNICATIONS
78070011	AUTOMATIC ID. SYSTEM	L3 COMMUNICATIONS
78070013	Sun SPARC Server (NAIS)	SUN
78070014	Sun SPARC Server (NAIS)	SUN
78070016	Sun SPARC Server (NAIS)	SUN
78070017	AIS-CTR X AIS CLASS B	TRUE HEADING
78070018	AIS-CTR X AIS CLASS B	TRUE HEADING
78070020	POWER SUPPLY	MEANWELL
78070021	POWER SUPPLY	MEANWELL
78080511	UPS	APC

78080512	UPS	APC
78080513	UPS	APC
78080514	UPS	APC
78080515	EXTERNAL HARD DRIVE	WESTERN DIGITAL
78080548	BANDPASS ANTENNA	AREA 51
78080549	USB REMOTE CONCENTRATOR	DIGI

MODEL_NO	SERIAL_NUMBER	OWNERSHIP CODE	PROPERTY TYPE CODE	PROPERTY SUBTYPE	PROJECT
ASA 5505		USG	EQ	CA	1K358
RS-75-24		USG	EQ	CA	1K358
RS-75-24		USG	EQ	CA	1K358
ER1-15N-USB		USG	EQ	CA	1K358
D2		USG	EQ	CA	1K358
Z400T		USG	EQ	CA	1K358
Z400T		USG	EQ	CA	1K358
L1710		USG	EQ	CA	1K358
L1710		USG	EQ	CA	1K358
E5530		USG	EQ	CA	1K358
E5530		USG	EQ	CA	1K358
XW4600		USG	EQ	CA	1K358
2960		USG	EQ	CA	1K358
AISM020502		USG	EQ	GF	1K358
AISM020502		USG	EQ	GF	1K358
8886AC1		USG	EQ	CA	1K358
8886AC1		USG	EQ	CA	1K358
8886AC1		USG	EQ	CA	1K358
7870AC1		USG	EQ	CA	1K358
7870AC1		USG	EQ	CA	1K358
7870AC1		USG	EQ	CA	1K358
7870AC1		USG	EQ	CA	1K358
7870AC1		USG	EQ	CA	1K358
7870AC1		USG	EQ	CA	1K358
7870AC1		USG	EQ	CA	1K358
7870AC1		USG	EQ	CA	1K358
7870AC1		USG	EQ	CA	1K358
7870AC1		USG	EQ	CA	1K358
AISA1-000-92		USG	EQ	CA	1K358
AISA1-000-92		USG	EQ	CA	1K358
T2000		USG	EQ	CA	1K358
T2000		USG	EQ	CA	1K358
T2000		USG	EQ	CA	1K358
AIS-CTR		USG	EQ	CA	1K358
AIS-CTR		USG	EQ	CA	1K358
RS75-12		USG	EQ	CA	1K358
RS75-12		USG	EQ	CA	1K358
SUA3000RM2U		USG	EQ	CA	1K358

SUA3000RM2U	[REDACTED]	USG	EQ	CA	1K358
SUA3000RM2U	[REDACTED]	USG	EQ	CA	1K358
SUA3000RM2U	[REDACTED]	USG	EQ	CA	1K358
WD80000A4NC-00	[REDACTED]	USG	EQ	CA	1K358
TWPC 1505-3	[REDACTED]	USG	EQ	CA	1K358
301-1130-01	[REDACTED]	USG	EQ	CA	1K358

CONTRACT_NUMBER	ACQ COST	ACQ DATE	STATUS	INTERNAL_LOCATION
HSCG23-09-C-ADP001	\$399.00	6/22/2009	ACTIVE	NN-INRI-02
HSCG23-09-C-ADP001	\$31.00	6/30/2009	ACTIVE	NN-INRI-02
HSCG23-09-C-ADP001	\$31.00	6/30/2009	ACTIVE	NN-INRI-02
HSCG23-09-C-ADP001	\$759.00	7/9/2009	ACTIVE	NN-INRI-02
HSCG23-09-C-ADP001	\$160.00	7/13/2009	ACTIVE	NN-INRI-02
HSCG23-09-C-ADP001	\$1,380.00	7/28/2009	ACTIVE	NN-INRI-02
HSCG23-09-C-ADP001	\$1,380.00	7/28/2009	ACTIVE	NN-INRI-02
HSCG23-09-C-ADP001	\$117.00	7/28/2009	ACTIVE	NN-INRI-02
HSCG23-09-C-ADP001	\$117.00	7/28/2009	ACTIVE	NN-INRI-02
HSCG23-09-C-ADP001	\$3,774.00	7/28/2009	ACTIVE	NN-INRI-02
HSCG23-09-C-ADP001	\$3,774.00	7/28/2009	ACTIVE	NN-INRI-02
HSCG23-09-C-ADP001	\$760.00	7/30/2009	ACTIVE	NN-INRI-02
HSCG23-09-C-ADP001	\$840.00	7/30/2009	ACTIVE	NN-INRI-02
HSCG23-09-C-ADP001	\$18,750.00	7/30/2009	ACTIVE	NN-INRI-02
HSCG23-09-C-ADP001	\$18,750.00	7/30/2009	ACTIVE	NN-INRI-02
HSCG23-09-C-ADP001	\$7,318.00	8/4/2009	ACTIVE	NN-INRI-02
HSCG23-09-C-ADP001	\$7,318.00	8/4/2009	ACTIVE	NN-INRI-02
HSCG23-09-C-ADP001	\$7,318.00	8/4/2009	ACTIVE	NN-INRI-02
HSCG23-09-C-ADP001	\$2,690.00	8/4/2009	ACTIVE	NN-INRI-02
HSCG23-09-C-ADP001	\$2,690.00	8/4/2009	ACTIVE	NN-INRI-02
HSCG23-09-C-ADP001	\$2,690.00	8/10/2009	ACTIVE	NN-INRI-02
HSCG23-09-C-ADP001	\$2,690.00	8/10/2009	ACTIVE	NN-INRI-02
HSCG23-09-C-ADP001	\$2,690.00	8/10/2009	ACTIVE	NN-INRI-02
HSCG23-09-C-ADP001	\$2,690.00	8/10/2009	ACTIVE	NN-INRI-02
HSCG23-09-C-ADP001	\$2,690.00	8/10/2009	ACTIVE	NN-INRI-02
HSCG23-09-C-ADP001	\$2,690.00	8/10/2009	ACTIVE	NN-INRI-02
HSCG23-09-C-ADP001	\$2,690.00	8/10/2009	ACTIVE	NN-INRI-02
HSCG23-09-C-ADP001	\$2,690.00	8/10/2009	ACTIVE	NN-INRI-02
HSCG23-09-C-ADP001	\$2,690.00	8/10/2009	ACTIVE	NN-INRI-02
HSCG23-09-C-ADP001	\$2,690.00	8/10/2009	ACTIVE	NN-INRI-02
HSCG23-09-C-ADP001	\$2,690.00	8/10/2009	ACTIVE	NN-INRI-02
HSCG23-09-C-ADP001	\$2,690.00	8/10/2009	ACTIVE	NN-INRI-02
HSCG23-09-C-ADP001	\$5,234.00	8/17/2009	ACTIVE	NN-INRI-02
HSCG23-09-C-ADP001	\$5,234.00	8/17/2009	ACTIVE	NN-INRI-02
HSCG23-09-C-ADP001	\$7,812.30	8/17/2009	ACTIVE	NN-INRI-02
HSCG23-09-C-ADP001	\$7,812.30	8/17/2009	ACTIVE	NN-INRI-02
HSCG23-09-C-ADP001	\$7,812.30	8/17/2009	ACTIVE	NN-INRI-02
HSCG23-09-C-ADP001	\$685.00	8/20/2009	ACTIVE	NN-INRI-02
HSCG23-09-C-ADP001	\$685.00	8/20/2009	ACTIVE	NN-INRI-02
HSCG23-09-C-ADP001	\$31.00	10/9/2009	ACTIVE	NN-INRI-02
HSCG23-09-C-ADP001	\$31.00	10/9/2009	ACTIVE	NN-INRI-02
HSCG23-09-C-ADP001	\$1,080.00	12/23/2009	ACTIVE	NN-INRI-02

HSCG23-09-C-ADP001	\$1,080.00	12/23/2009	ACTIVE	NN-INRI-02
HSCG23-09-C-ADP001	\$1,080.00	12/23/2009	ACTIVE	NN-INRI-02
HSCG23-09-C-ADP001	\$1,080.00	12/23/2009	ACTIVE	NN-INRI-02
HSCG23-09-C-ADP001	\$955.49	1/11/2010	ACTIVE	NN-INRI-02
HSCG23-09-C-ADP001	\$920.00	3/8/2010	ACTIVE	NN-INRI-02
HSCG23-09-C-ADP001	\$257.78	3/9/2010	ACTIVE	NN-INRI-02

NN-INRI-02 NEWPORT NEWS	419
NN-INRI-02 NEWPORT NEWS	419
NN-INRI-02 NEWPORT NEWS	419
NN-INRI-02 NEWPORT NEWS	419
NN-INRI-02 NEWPORT NEWS	417
NN-INRI-02 NEWPORT NEWS	419



Monthly Status Report

01 September 2013 through 30 September 2013

CDRL 1.2.10.5

(D45892)

**Nationwide Automatic Identification System
(NAIS)**

Contract Number: HSCG23-09-C-ADP001

Dated: October 9, 2013

Prepared for:

United States Coast Guard
Nationwide Automatic Identification System
2100 Second Street, SW
Washington, DC 20593-0001

Prepared by:

Northrop Grumman Information Systems
12350 Jefferson Ave, Suite 250
Newport News, VA 23602

Nationwide Automatic Identification System (NAIS)

CDRL: 1.2.10.5

1 September 2013 through 30 September 2013

Contract No: HSCG23-09-C-ADP001

Cage Code: 0J198

Document No.: D45892

PREPARED BY:

Northrop Grumman Information Systems
12350 Jefferson Ave, Suite 250
Newport News, VA 23602

PREPARED FOR:

United States Coast Guard
Nationwide Automatic Identification System
2100 Second Street, SW
Washington, DC 20593-0001



This Monthly Status Report (CDRL 1.2.10.5) summarizes the activities conducted in support of the Nationwide Automatic Identification System (NAIS) for month end September 2013. Questions regarding the contents of this report should be directed to the following Northrop Grumman Information Systems NAIS personnel:

“Signature on file”

October 9, 2013

“Signature on file”

Mr. Jim Fontenot, Program Manager

Date

Mr. Rich Keller, Contracts

12350 Jefferson Avenue, Suite 250

1760 Glenn Curtiss Street

Newport News, VA 23602

Carson, CA 90746

757-269-2574

(310) 764-3943

James.Fontenot@ngc.com

Richard.Keller@ngc.com

Section I – Progress Report

This section summarizes the work performed on the NAIS contract during the month of September 2013 as well as the areas of emphasis for the month of October 2013.

1.0 Work Summary

1.1 Events: The following events and activities occurred during this reporting period in support of the NAIS project:

- Contacting suppliers to verify that PSS and SCC components are still available.

1.2 Accomplishments / Noteworthy Points: The following accomplishments/agreements were reached during this reporting period:

- None during this period.
- Below are the Action Item
 - NAIS Action Items (AI) Status

Action Items	3rd Quarter 2011		4th Quarter 2011		1st Quarter 2012		2nd Quarter 2012		Total Open	Total Closed
	Opened	Closed	Opened	Closed	Opened	Closed	Opened	Closed		
IFAT SVR	0	0	0	0	0	2	0	0	0	20
IBR (Clin 3)	0	0	0	0	0	0	0	0	0	3
IBR (Clin 1 & 2) Annual	0	0	0	0	0	0	0	0	0	7
IBR (Clin 1 – Replan)	0	0	9	7	0	1	0	1	0	9
PMR (5)	0	0	0	0	0	0	0	0	0	2
PMR (6)	0	0	0	0	0	0	0	0	0	0
PMR (7)	0	0	1	1	0	0	0	0	0	1
PMR (8)					2	0	0	2	0	2
RMR (6)	0	1	0	0	0	0	0	1	0	34
RMR (7)	0	1	0	0	0	0	0	0	0	15
RMR (8)					17	14	0	3	0	17
SVR (3)							3	3	0	3

- IPT AI's (POAM) Status

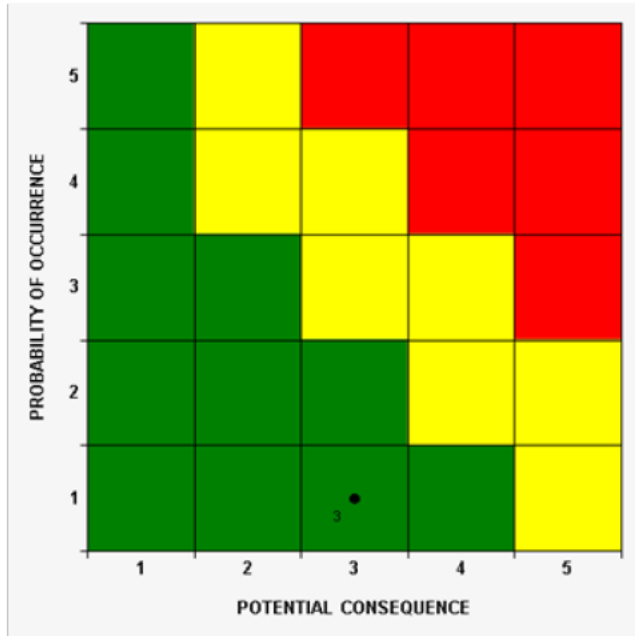
	ILS	SE	TE	PSS
Active Items	0	3	1	1
Removed	1	51	2	0
Closed	31	141	152	37
Proposed	0	6	0	0
Trade Items	0	11	0	0
Watch List	0	0	7	0
Total	32	212	162	38



1.3 Areas of Emphasis for Next Month: The following project activities are priorities for next month:

- Continue preparing for CLIN02010 by ensuring COTS components are still available.

Top 10 Risks Report



Top 10 Risks
August 05, 2013

- 3. **PMO1 - RISK APPROVED (3) COTS**
 Obsolescence Management for Follow On Option (Schedule) [-]
 Factored Exposure \$0
 Potential Impact \$0
 Category :
 Subcategory :
 PMO1-3

1.4 Schedule (IMS)

The Option Year 2 IMS will be provided after CLIN02010 has been exercised.

1.5 Test equipment

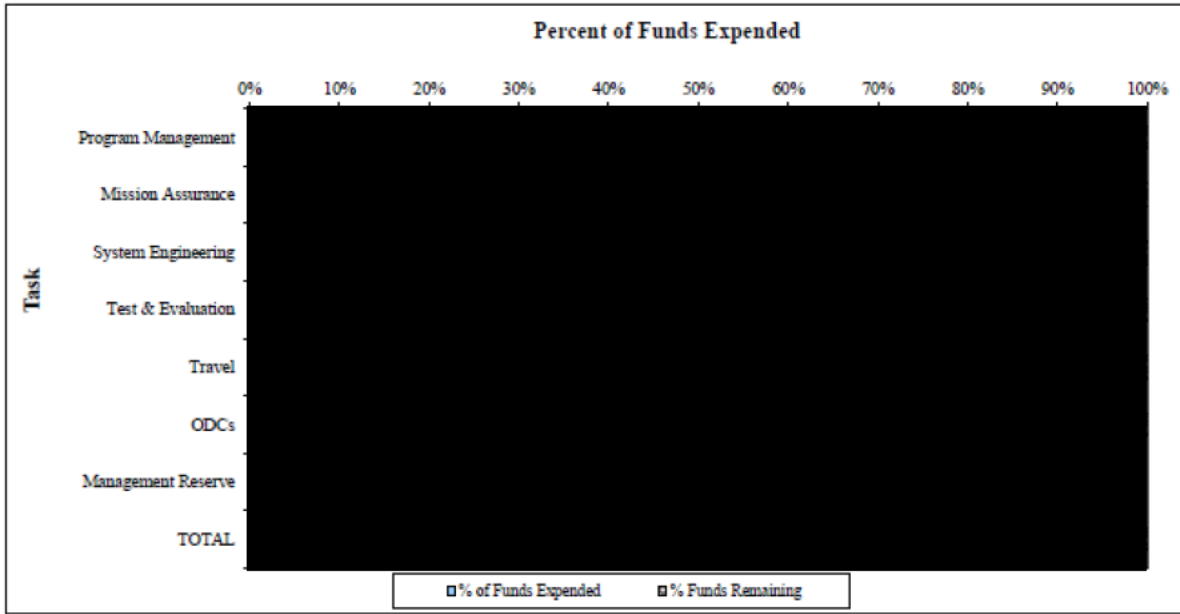
All test complete.

1.5.1 Test performed

All test complete.

**Section II – Cost Report
September 1 – September 30
Option Year 2**

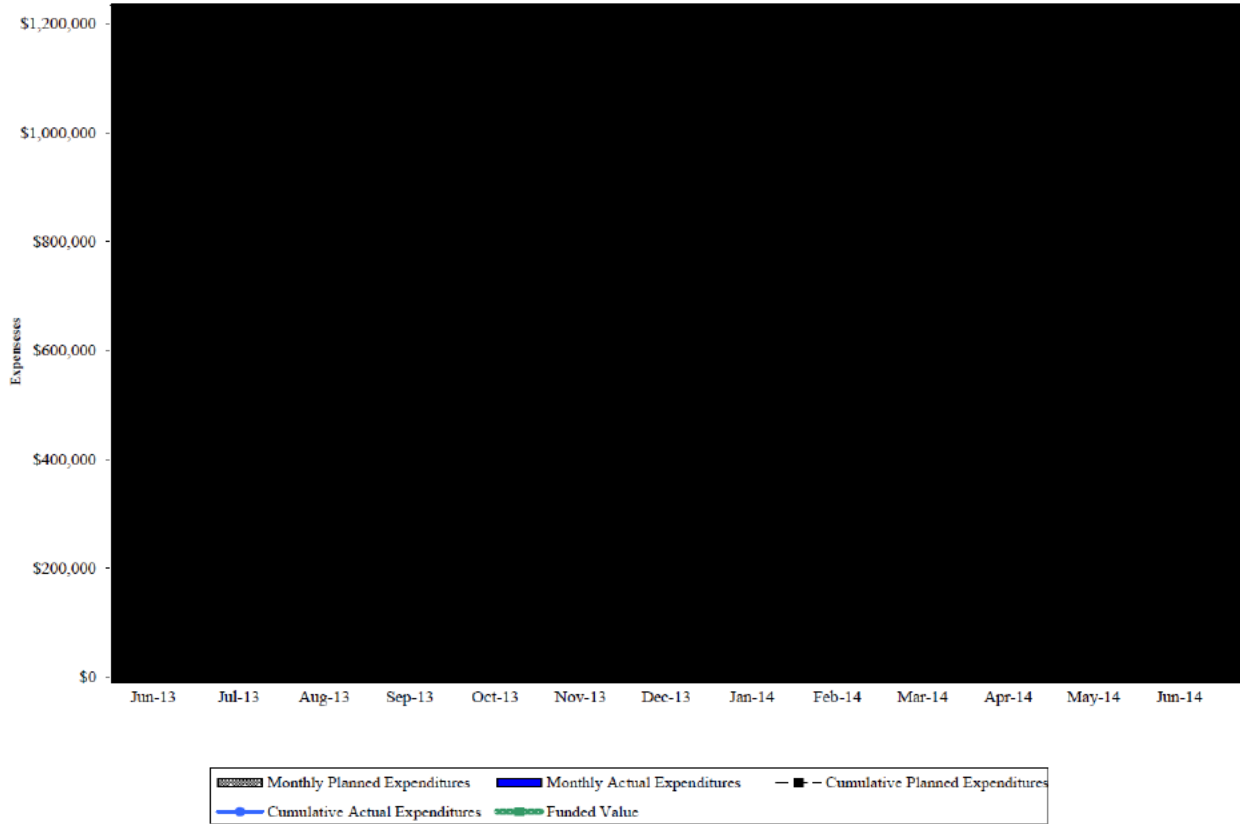
Nationwide AIS Option Year 2								
Program Manager:		Jim Fontenot						
Project Title:		Nationwide AIS - Option Year 2						
Contract Start Date:		6/16/2013						
Contract End Date:		6/15/2014						
Actuals as of:		9/27/2013						
TASK	CEILING	BUDGET	ACTUALS	\$ REMAINING	% of Funds Expended	% Funded	% Funds Expended	% Funds Remaining
Program Management								
Mission Assurance								
System Engineering								
Test & Evaluation								
Travel								
ODCs								
Management Reserve								
TOTAL								



Task Breakdown



Nationwide AIS Option Year 2
Planned Revenue vs Actual Revenue
Expenditures as of Sept 2013



NAIS Option Year 02 - CLIN 02001, CLIN 02004

TASK Breakdown	Jun-13	Jul-13	Aug-13	Sep-13	Oct-13	Nov-13	Dec-13	Jan-14	Feb-14	Mar-14	Apr-14	May-14	Jun-14	Total
CLIN 02001 Program Management Actuals														
CLIN 02001 Program Management Planned														
CLIN 02001 Mission Assurance Actuals														
CLIN 02001 Mission Assurance Planned														
CLIN 02001 System Engineering Actuals														
CLIN 02001 System Engineering Planned														
CLIN 02001 Test & Evaluation Actuals														
CLIN 02001 Test & Evaluation Planned														
CLIN 02004 Travel Actuals														
CLIN 02004 Travel Planned														
CLIN 02001 ODCs Actuals														
CLIN 02001 ODCs Planned														
Subtotal Actuals														
Actuals Cum.														
Total contract plan														
Plan Cum.														
Total Funding	\$975,846	\$975,846	\$975,846	\$975,846	\$975,846	\$975,846	\$975,846	\$975,846	\$975,846	\$975,846	\$975,846	\$975,846	\$975,846	
Funds Remaining														



NAIS OY2 Project
Tracking - September

Section III – GFE Status Report



GFE List 10 9
2012.xlsx

NAIS Option Year 02 - CLIN 02001, CLIN 02004

TASK Breakdown	Jun-13	Jul-13	Aug-13	Sep-13	Oct-13	Nov-13	Dec-13	Jan-14	Feb-14	Mar-14	Apr-14	May-14	Jun-14	Total
CLIN 02001 Program Management Actuals	\$14,186	\$31,998	\$32,477	\$34,588										\$113,249
CLIN 02001 Program Management Planned	\$14,186	\$39,630	\$41,858	\$48,456	\$41,858	\$41,011	\$52,353	\$35,885	\$42,419	\$53,054	\$42,419	\$42,419	\$39,560	\$535,108
CLIN 02001 Mission Assurance Actuals	\$0	\$3,217	\$168											\$3,385
CLIN 02001 Mission Assurance Planned	\$0	\$2,630	\$2,257	\$2,962	\$2,257	\$2,257	\$2,821	\$2,134	\$2,439	\$3,049	\$2,439	\$2,439	\$1,677	\$29,360
CLIN 02001 System Engineering Actuals	\$3,641	\$10,579	\$10,532	\$14,371										\$39,123
CLIN 02001 System Engineering Planned	\$3,641	\$2,190	\$2,288	\$17,304	\$10,927	\$10,927	\$17,809	\$9,238	\$10,922	\$17,802	\$11,197	\$11,197	\$8,694	\$134,137
CLIN 02001 Test & Evaluation Actuals	\$0	\$0	\$0	\$0										\$0
CLIN 02001 Test & Evaluation Planned	\$0	\$0	\$515	\$4,409	\$515	\$515	\$4,409	\$515	\$515	\$4,150	\$528	\$528	\$4,255	\$20,856
CLIN 02004 Travel Actuals	\$0	\$0	\$0	\$0										\$0
CLIN 02004 Travel Planned	\$0	\$0	\$0	\$2,401	\$0	\$0	\$2,401	\$0	\$0	\$2,401	\$0	\$0	\$2,401	\$9,604
CLIN 02001 ODCs Actuals	\$14,296	\$15,612	\$15,737	\$15,573										\$61,218
CLIN 02001 ODCs Planned	\$14,296	\$15,866	\$16,226	\$16,800	\$16,226	\$16,186	\$16,972	\$15,673	\$15,963	\$16,686	\$15,963	\$15,963	\$2,424	\$195,244
Subtotal Actuals	\$32,123	\$61,406	\$58,914	\$64,532	\$0	\$0	\$0	\$0	\$0	\$0	\$0	\$0	\$0	\$216,974
Actuals Cum.	\$32,123	\$93,529	\$152,443	\$216,974	\$216,974	\$216,974	\$216,974	\$216,974	\$216,974	\$216,974	\$216,974	\$216,974	\$216,974	\$216,974
Total contract plan	\$32,123	\$60,316	\$63,145	\$92,332	\$71,783	\$70,896	\$96,766	\$63,445	\$72,258	\$97,143	\$72,546	\$72,546	\$59,011	\$924,310
Plan Cum	\$32,123	\$92,439	\$155,584	\$247,916	\$319,699	\$390,595	\$487,361	\$550,806	\$623,064	\$720,207	\$792,753	\$865,300	\$924,310	
Total Funding	\$975,846	\$975,846	\$975,846	\$975,846	\$975,846	\$975,846	\$975,846	\$975,846	\$975,846	\$975,846	\$975,846	\$975,846	\$975,846	
Funds Remaining	\$943,723	\$883,407	\$820,262	\$727,930	\$656,147	\$585,251	\$488,485	\$425,040	\$352,782	\$255,639	\$183,093	\$110,546	\$51,536	

Nationwide AIS Government Property List

Report Date: 10/9/2012

CONTROL_NUMBER	NOUN_MAJOR	MFGR_NAME
78069981	FIREWALL	CISCO
78069982	POWER SUPPLY	MEANWELL
78069983	POWER SUPPLY	MEANWELL
78069985	DISPLAY/KBD/POINTER	ECLIPSE
78069986	EXTERNAL HARD DRIVE	LACIE
78069988	Workstation (NAIS - HP)	HP
78069989	Workstation (NAIS - HP)	HP
78069990	Display (NAIS - HP)	HP
78069991	DISPLAY (NAIS - HP)	HP
78069992	AD/ESB Server (NAIS - HP)	HP
78069993	Chart Server (NAIS - HP)	HP
78069994	Data Recovery (NAIS - HP)	HP
78069995	SWITCH	CISCO
78069996	BASE STATION	PROTEC
78069997	BASE STATION	PROTEC
78069998	BLADE CENTER CHASSIS	IBM
78069999	BLADE CENTER CHASSIS	IBM
78070000	BLADE CENTER CHASSIS	IBM
78070001	BLADECENTER HS22	IBM
78070002	BLADECENTER HS22	IBM
78070003	BLADECENTER HS22	IBM
78070004	BLADECENTER HS22	IBM
78070005	BLADECENTER HS22	IBM
78070006	BLADECENTER HS22	IBM
78070007	BLADECENTER HS22	IBM
78070008	BLADECENTER HS22	IBM
78070009	BLADECENTER HS22	IBM
78070010	AUTOMATIC ID. SYSTEM	L3 COMMUNICATIONS
78070011	AUTOMATIC ID. SYSTEM	L3 COMMUNICATIONS
78070013	Sun SPARC Server (NAIS)	SUN
78070014	Sun SPARC Server (NAIS)	SUN
78070016	Sun SPARC Server (NAIS)	SUN
78070017	AIS-CTR X AIS CLASS B	TRUE HEADING
78070018	AIS-CTR X AIS CLASS B	TRUE HEADING
78070020	POWER SUPPLY	MEANWELL
78070021	POWER SUPPLY	MEANWELL
78080511	UPS	APC

78080512	UPS	APC
78080513	UPS	APC
78080514	UPS	APC
78080515	EXTERNAL HARD DRIVE	WESTERN DIGITAL
78080548	BANDPASS ANTENNA	AREA 51
78080549	USB REMOTE CONCENTRATOR	DIGI

MODEL_NO	SERIAL_NUMBER	OWNERSHIP CODE	PROPERTY TYPE CODE	PROPERTY SUBTYPE	PROJECT
ASA 5505		USG	EQ	CA	1K358
RS-75-24		USG	EQ	CA	1K358
RS-75-24		USG	EQ	CA	1K358
ER1-15N-USB		USG	EQ	CA	1K358
D2		USG	EQ	CA	1K358
Z400T		USG	EQ	CA	1K358
Z400T		USG	EQ	CA	1K358
L1710		USG	EQ	CA	1K358
L1710		USG	EQ	CA	1K358
E5530		USG	EQ	CA	1K358
E5530		USG	EQ	CA	1K358
XW4600		USG	EQ	CA	1K358
2960		USG	EQ	CA	1K358
AISM020502		USG	EQ	GF	1K358
AISM020502		USG	EQ	GF	1K358
8886AC1		USG	EQ	CA	1K358
8886AC1		USG	EQ	CA	1K358
8886AC1		USG	EQ	CA	1K358
7870AC1		USG	EQ	CA	1K358
7870AC1		USG	EQ	CA	1K358
7870AC1		USG	EQ	CA	1K358
7870AC1		USG	EQ	CA	1K358
7870AC1		USG	EQ	CA	1K358
7870AC1		USG	EQ	CA	1K358
7870AC1		USG	EQ	CA	1K358
7870AC1		USG	EQ	CA	1K358
7870AC1		USG	EQ	CA	1K358
7870AC1		USG	EQ	CA	1K358
AISA1-000-92		USG	EQ	CA	1K358
AISA1-000-92		USG	EQ	CA	1K358
T2000		USG	EQ	CA	1K358
T2000		USG	EQ	CA	1K358
T2000		USG	EQ	CA	1K358
AIS-CTR		USG	EQ	CA	1K358
AIS-CTR		USG	EQ	CA	1K358
RS75-12		USG	EQ	CA	1K358
RS75-12		USG	EQ	CA	1K358
SUA3000RM2U		USG	EQ	CA	1K358

SUA3000RM2U	[REDACTED]	USG	EQ	CA	1K358
SUA3000RM2U	[REDACTED]	USG	EQ	CA	1K358
SUA3000RM2U	[REDACTED]	USG	EQ	CA	1K358
WD80000A4NC-00	[REDACTED]	USG	EQ	CA	1K358
TWPC 1505-3	[REDACTED]	USG	EQ	CA	1K358
301-1130-01	[REDACTED]	USG	EQ	CA	1K358

CONTRACT_NUMBER	ACQ COST	ACQ DATE	STATUS	INTERNAL_LOCATION
HSCG23-09-C-ADP001	\$399.00	6/22/2009	ACTIVE	NN-INRI-02
HSCG23-09-C-ADP001	\$31.00	6/30/2009	ACTIVE	NN-INRI-02
HSCG23-09-C-ADP001	\$31.00	6/30/2009	ACTIVE	NN-INRI-02
HSCG23-09-C-ADP001	\$759.00	7/9/2009	ACTIVE	NN-INRI-02
HSCG23-09-C-ADP001	\$160.00	7/13/2009	ACTIVE	NN-INRI-02
HSCG23-09-C-ADP001	\$1,380.00	7/28/2009	ACTIVE	NN-INRI-02
HSCG23-09-C-ADP001	\$1,380.00	7/28/2009	ACTIVE	NN-INRI-02
HSCG23-09-C-ADP001	\$117.00	7/28/2009	ACTIVE	NN-INRI-02
HSCG23-09-C-ADP001	\$117.00	7/28/2009	ACTIVE	NN-INRI-02
HSCG23-09-C-ADP001	\$3,774.00	7/28/2009	ACTIVE	NN-INRI-02
HSCG23-09-C-ADP001	\$3,774.00	7/28/2009	ACTIVE	NN-INRI-02
HSCG23-09-C-ADP001	\$760.00	7/30/2009	ACTIVE	NN-INRI-02
HSCG23-09-C-ADP001	\$840.00	7/30/2009	ACTIVE	NN-INRI-02
HSCG23-09-C-ADP001	\$18,750.00	7/30/2009	ACTIVE	NN-INRI-02
HSCG23-09-C-ADP001	\$18,750.00	7/30/2009	ACTIVE	NN-INRI-02
HSCG23-09-C-ADP001	\$7,318.00	8/4/2009	ACTIVE	NN-INRI-02
HSCG23-09-C-ADP001	\$7,318.00	8/4/2009	ACTIVE	NN-INRI-02
HSCG23-09-C-ADP001	\$7,318.00	8/4/2009	ACTIVE	NN-INRI-02
HSCG23-09-C-ADP001	\$2,690.00	8/4/2009	ACTIVE	NN-INRI-02
HSCG23-09-C-ADP001	\$2,690.00	8/4/2009	ACTIVE	NN-INRI-02
HSCG23-09-C-ADP001	\$2,690.00	8/10/2009	ACTIVE	NN-INRI-02
HSCG23-09-C-ADP001	\$2,690.00	8/10/2009	ACTIVE	NN-INRI-02
HSCG23-09-C-ADP001	\$2,690.00	8/10/2009	ACTIVE	NN-INRI-02
HSCG23-09-C-ADP001	\$2,690.00	8/10/2009	ACTIVE	NN-INRI-02
HSCG23-09-C-ADP001	\$2,690.00	8/10/2009	ACTIVE	NN-INRI-02
HSCG23-09-C-ADP001	\$2,690.00	8/10/2009	ACTIVE	NN-INRI-02
HSCG23-09-C-ADP001	\$2,690.00	8/10/2009	ACTIVE	NN-INRI-02
HSCG23-09-C-ADP001	\$2,690.00	8/10/2009	ACTIVE	NN-INRI-02
HSCG23-09-C-ADP001	\$2,690.00	8/10/2009	ACTIVE	NN-INRI-02
HSCG23-09-C-ADP001	\$2,690.00	8/10/2009	ACTIVE	NN-INRI-02
HSCG23-09-C-ADP001	\$2,690.00	8/10/2009	ACTIVE	NN-INRI-02
HSCG23-09-C-ADP001	\$5,234.00	8/17/2009	ACTIVE	NN-INRI-02
HSCG23-09-C-ADP001	\$5,234.00	8/17/2009	ACTIVE	NN-INRI-02
HSCG23-09-C-ADP001	\$7,812.30	8/17/2009	ACTIVE	NN-INRI-02
HSCG23-09-C-ADP001	\$7,812.30	8/17/2009	ACTIVE	NN-INRI-02
HSCG23-09-C-ADP001	\$7,812.30	8/17/2009	ACTIVE	NN-INRI-02
HSCG23-09-C-ADP001	\$685.00	8/20/2009	ACTIVE	NN-INRI-02
HSCG23-09-C-ADP001	\$685.00	8/20/2009	ACTIVE	NN-INRI-02
HSCG23-09-C-ADP001	\$31.00	10/9/2009	ACTIVE	NN-INRI-02
HSCG23-09-C-ADP001	\$31.00	10/9/2009	ACTIVE	NN-INRI-02
HSCG23-09-C-ADP001	\$1,080.00	12/23/2009	ACTIVE	NN-INRI-02

HSCG23-09-C-ADP001	\$1,080.00	12/23/2009	ACTIVE	NN-INRI-02
HSCG23-09-C-ADP001	\$1,080.00	12/23/2009	ACTIVE	NN-INRI-02
HSCG23-09-C-ADP001	\$1,080.00	12/23/2009	ACTIVE	NN-INRI-02
HSCG23-09-C-ADP001	\$955.49	1/11/2010	ACTIVE	NN-INRI-02
HSCG23-09-C-ADP001	\$920.00	3/8/2010	ACTIVE	NN-INRI-02
HSCG23-09-C-ADP001	\$257.78	3/9/2010	ACTIVE	NN-INRI-02

NN-INRI-02 NEWPORT NEWS	419
NN-INRI-02 NEWPORT NEWS	419
NN-INRI-02 NEWPORT NEWS	419
NN-INRI-02 NEWPORT NEWS	419
NN-INRI-02 NEWPORT NEWS	417
NN-INRI-02 NEWPORT NEWS	419



Monthly Status Report

01 October 2013 through 31 October 2013

CDRL 1.2.10.5

(D45892)

**Nationwide Automatic Identification System
(NAIS)**

Contract Number: HSCG23-09-C-ADP001

Dated: November 1, 2013

Prepared for:

United States Coast Guard
Nationwide Automatic Identification System
2100 Second Street, SW
Washington, DC 20593-0001

Prepared by:

Northrop Grumman Information Systems
12350 Jefferson Ave, Suite 250
Newport News, VA 23602

Nationwide Automatic Identification System (NAIS)

CDRL: 1.2.10.5

1 October 2013 through 31 October 2013

Contract No: HSCG23-09-C-ADP001

Cage Code: 0J198

Document No.: D45892

PREPARED BY:

Northrop Grumman Information Systems
12350 Jefferson Ave, Suite 250
Newport News, VA 23602

PREPARED FOR:

United States Coast Guard
Nationwide Automatic Identification System
2100 Second Street, SW
Washington, DC 20593-0001



This Monthly Status Report (CDRL 1.2.10.5) summarizes the activities conducted in support of the Nationwide Automatic Identification System (NAIS) for month end October 2013. Questions regarding the contents of this report should be directed to the following Northrop Grumman Information Systems NAIS personnel:

“Signature on file”

November 1, 2013

“Signature on file”

Mr. Jim Fontenot, Program Manager
12350 Jefferson Avenue, Suite 250
Newport News, VA 23602
757-269-2574
James.Fontenot@ngc.com

Date

Mr. Rich Keller, Contracts
1760 Glenn Curtiss Street
Carson, CA 90746
(310) 764-3943
Richard.Keller@ngc.com

Section I – Progress Report

This section summarizes the work performed on the NAIS contract during the month of October 2013 as well as the areas of emphasis for the month of November 2013.

1.0 Work Summary

1.1 Events: The following events and activities occurred during this reporting period in support of the NAIS project:

- Contacting suppliers to verify that PSS and SCC components are still available.

1.2 Accomplishments / Noteworthy Points: The following accomplishments/agreements were reached during this reporting period:

- None during this period.
- Below are the Action Item
 - NAIS Action Items (AI) Status

Action Items	3rd Quarter 2011		4th Quarter 2011		1st Quarter 2012		2nd Quarter 2012		Total Open	Total Closed
	Opened	Closed	Opened	Closed	Opened	Closed	Opened	Closed		
IFAT SVR	0	0	0	0	0	2	0	0	0	20
IBR (Clin 3)	0	0	0	0	0	0	0	0	0	3
IBR (Clin 1 & 2) Annual	0	0	0	0	0	0	0	0	0	7
IBR (Clin 1 – Replan)	0	0	9	7	0	1	0	1	0	9
PMR (5)	0	0	0	0	0	0	0	0	0	2
PMR (6)	0	0	0	0	0	0	0	0	0	0
PMR (7)	0	0	1	1	0	0	0	0	0	1
PMR (8)					2	0	0	2	0	2
RMR (6)	0	1	0	0	0	0	0	1	0	34
RMR (7)	0	1	0	0	0	0	0	0	0	15
RMR (8)					17	14	0	3	0	17
SVR (3)							3	3	0	3

- IPT AI's (POAM) Status

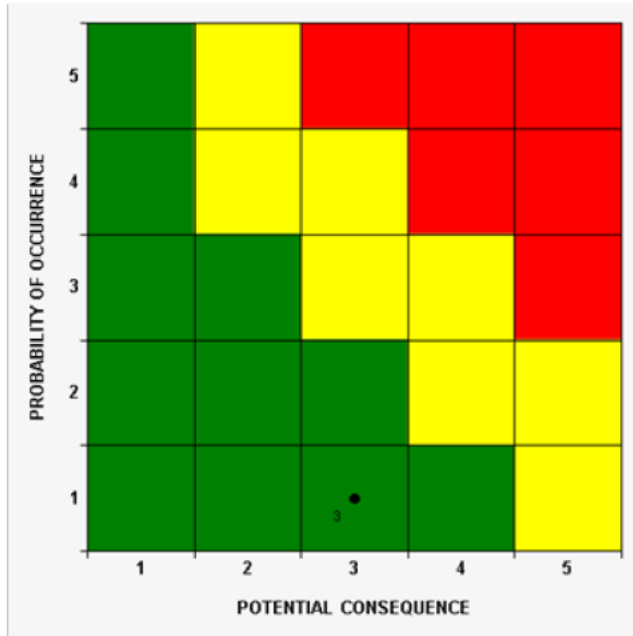
	ILS	SE	TE	PSS
Active Items	0	3	1	1
Removed	1	51	2	0
Closed	31	141	152	37
Proposed	0	6	0	0
Trade Items	0	11	0	0
Watch List	0	0	7	0
Total	32	212	162	38



1.3 Areas of Emphasis for Next Month: The following project activities are priorities for next month:

- Continue preparing for CLIN02010 by ensuring COTS components are still available.

Top 10 Risks Report



Top 10 Risks
August 05, 2013

- 3. **PMO1 - RISK APPROVED (3) COTS**
 Obsolescence Management for Follow On Option (Schedule) [-]
 Factored Exposure \$0
 Potential Impact \$0
 Category :
 Subcategory :
 PMO1-3

1.4 Schedule (IMS)

The Option Year 2 IMS will be provided after CLIN02010 has been exercised.

1.5 Test equipment

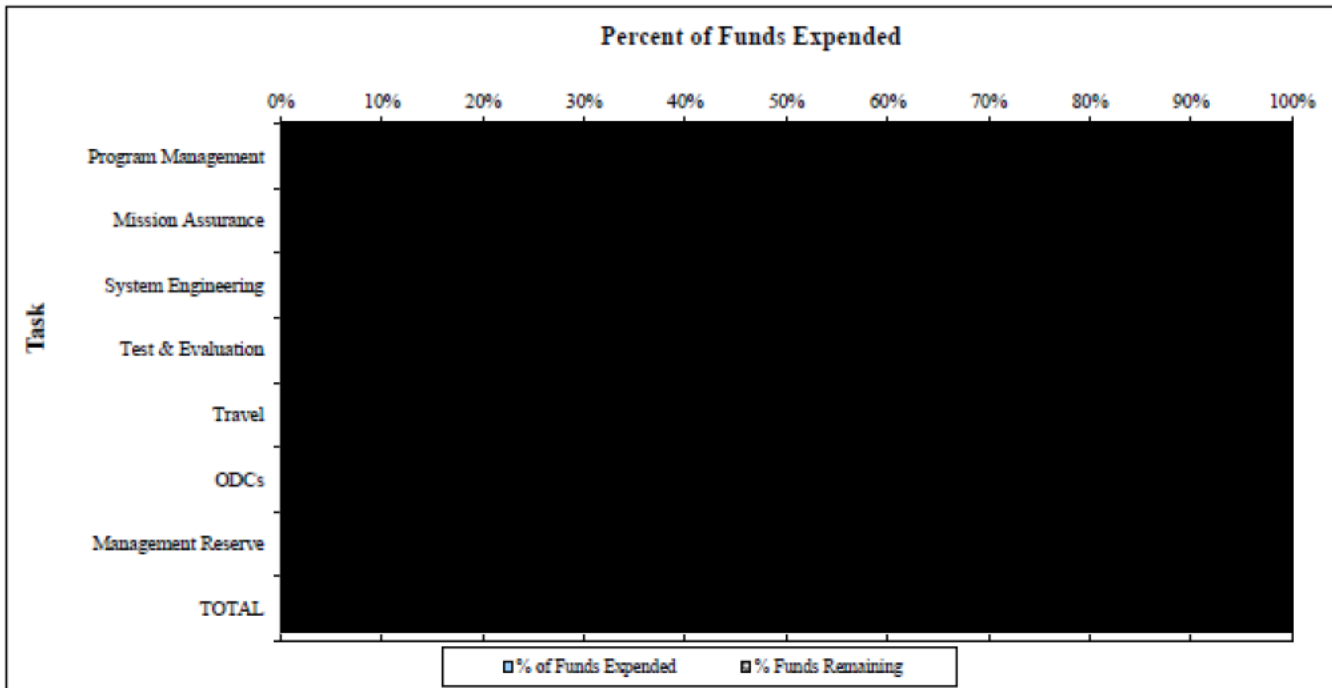
All test complete.

1.5.1 Test performed

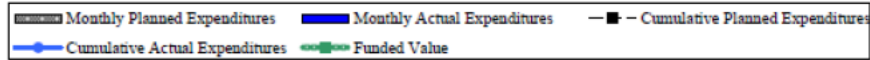
All test complete.

**Section II – Cost Report
October 1 – October 31
Option Year 2**

Nationwide AIS Option Year 2								
Program Manager:		Jim Fontenot						
Project Title:		Nationwide AIS - Option Year 2						
Contract Start Date:		6/16/2013						
Contract End Date:		6/15/2014						
Actuals as of:		10/25/2013						
TASK	CEILING	BUDGET	ACTUALS	\$ REMAINING	% of Funds Expended	% Funded	% Funds Expended	% Funds Remaining
Program Management								
Mission Assurance								
System Engineering								
Test & Evaluation								
Travel								
ODCs								
Management Reserve								
TOTAL								



Nationwide AIS Option Year 2
Planned Revenue vs Actual Revenue
Expenditures as of Oct 2013



NAIS Option Year 02 - CLIN 02001, CLIN 02004

TASK Breakdown	Jun-13	Jul-13	Aug-13	Sep-13	Oct-13	Nov-13	Dec-13	Jan-14	Feb-14	Mar-14	Apr-14	May-14	Jun-14	Total
CLIN 02001 Program Management Actuals														
CLIN 02001 Program Management Planned														
CLIN 02001 Mission Assurance Actuals														
CLIN 02001 Mission Assurance Planned														
CLIN 02001 System Engineering Actuals														
CLIN 02001 System Engineering Planned														
CLIN 02001 Test & Evaluation Actuals														
CLIN 02001 Test & Evaluation Planned														
CLIN 02004 Travel Actuals														
CLIN 02004 Travel Planned														
CLIN 02001 ODCs Actuals														
CLIN 02001 ODCs Planned														
Subtotal Actuals														
Actuals Cum.														
Total contract plan														
Plan Cum														
Total Funding	8975,040	8975,040	8975,040	8975,040	8975,040	8975,040	8975,040	8975,040	8975,040	8975,040	8975,040	8975,040	8975,040	
Funds Remaining														



NAIS OY2 Project
Tracking - October 20

Section III – GFE Status Report



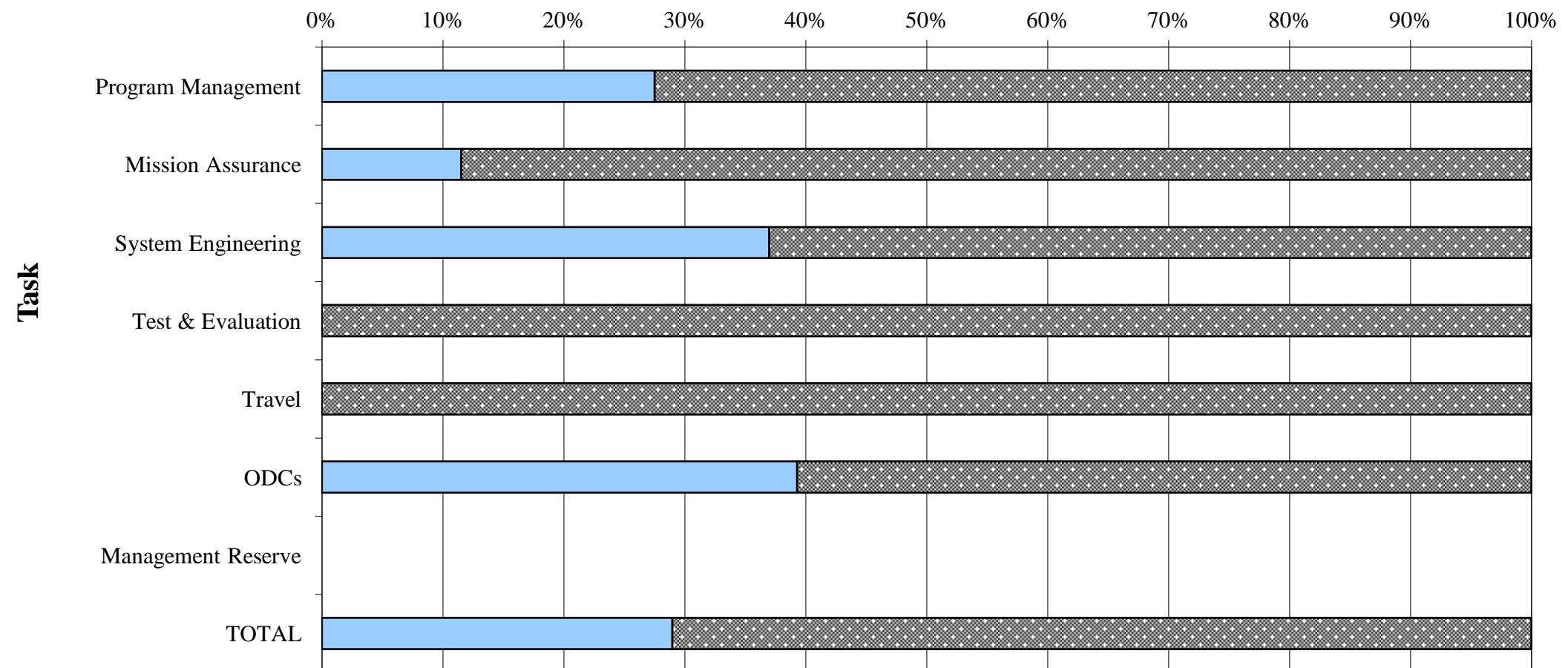
GFE List 10 9
2012.xlsx

Nationwide AIS Option Year 2

Program Manager: Jim Fontenot
Project Title: Nationwide AIS - Option Year 2
Contract Start Date: 6/16/2013
Contract End Date: 6/15/2014
Actuals as of: 10/25/2013

TASK	CEILING	BUDGET	ACTUALS	\$ REMAINING	% of Funds Expended	% Funded	% Funds Expended	% Funds Remaining
Program Management	\$0	\$535,108	\$147,258	\$387,850	28%	0%	28%	72%
Mission Assurance	\$0	\$29,360	\$3,385	\$25,975	12%	0%	12%	88%
System Engineering	\$0	\$134,137	\$49,608	\$84,529	37%	0%	37%	63%
Test & Evaluation	\$0	\$20,856	\$0	\$20,856	0%	0%	0%	100%
Travel	\$0	\$9,604	\$0	\$9,604	0%	0%	0%	100%
ODCs	\$0	\$195,244	\$76,734	\$118,510	39%	0%	39%	61%
Management Reserve	\$0	\$31,116			0%	0%	0%	
TOTAL	\$0	\$955,426	\$276,986	\$678,440	29%	0%	29%	71%

Percent of Funds Expended



■ % of Funds Expended

■ % Funds Remaining

Nationwide AIS Government Property List

Report Date: 10/9/2012

CONTROL_NUMBER	NOUN_MAJOR	MFGR_NAME
78069981	FIREWALL	CISCO
78069982	POWER SUPPLY	MEANWELL
78069983	POWER SUPPLY	MEANWELL
78069985	DISPLAY/KBD/POINTER	ECLIPSE
78069986	EXTERNAL HARD DRIVE	LACIE
78069988	Workstation (NAIS - HP)	HP
78069989	Workstation (NAIS - HP)	HP
78069990	Display (NAIS - HP)	HP
78069991	DISPLAY (NAIS - HP)	HP
78069992	AD/ESB Server (NAIS - HP)	HP
78069993	Chart Server (NAIS - HP)	HP
78069994	Data Recovery (NAIS - HP)	HP
78069995	SWITCH	CISCO
78069996	BASE STATION	PROTEC
78069997	BASE STATION	PROTEC
78069998	BLADE CENTER CHASSIS	IBM
78069999	BLADE CENTER CHASSIS	IBM
78070000	BLADE CENTER CHASSIS	IBM
78070001	BLADECENTER HS22	IBM
78070002	BLADECENTER HS22	IBM
78070003	BLADECENTER HS22	IBM
78070004	BLADECENTER HS22	IBM
78070005	BLADECENTER HS22	IBM
78070006	BLADECENTER HS22	IBM
78070007	BLADECENTER HS22	IBM
78070008	BLADECENTER HS22	IBM
78070009	BLADECENTER HS22	IBM
78070010	AUTOMATIC ID. SYSTEM	L3 COMMUNICATIONS
78070011	AUTOMATIC ID. SYSTEM	L3 COMMUNICATIONS
78070013	Sun SPARC Server (NAIS)	SUN
78070014	Sun SPARC Server (NAIS)	SUN
78070016	Sun SPARC Server (NAIS)	SUN
78070017	AIS-CTR X AIS CLASS B	TRUE HEADING
78070018	AIS-CTR X AIS CLASS B	TRUE HEADING
78070020	POWER SUPPLY	MEANWELL
78070021	POWER SUPPLY	MEANWELL
78080511	UPS	APC

78080512	UPS	APC
78080513	UPS	APC
78080514	UPS	APC
78080515	EXTERNAL HARD DRIVE	WESTERN DIGITAL
78080548	BANDPASS ANTENNA	AREA 51
78080549	USB REMOTE CONCENTRATOR	DIGI

MODEL_NO	SERIAL_NUMBER	OWNERSHIP CODE	PROPERTY TYPE CODE	PROPERTY SUBTYPE	PROJECT
ASA 5505		USG	EQ	CA	1K358
RS-75-24		USG	EQ	CA	1K358
RS-75-24		USG	EQ	CA	1K358
ER1-15N-USB		USG	EQ	CA	1K358
D2		USG	EQ	CA	1K358
Z400T		USG	EQ	CA	1K358
Z400T		USG	EQ	CA	1K358
L1710		USG	EQ	CA	1K358
L1710		USG	EQ	CA	1K358
E5530		USG	EQ	CA	1K358
E5530		USG	EQ	CA	1K358
XW4600		USG	EQ	CA	1K358
2960		USG	EQ	CA	1K358
AISM020502		USG	EQ	GF	1K358
AISM020502		USG	EQ	GF	1K358
8886AC1		USG	EQ	CA	1K358
8886AC1		USG	EQ	CA	1K358
8886AC1		USG	EQ	CA	1K358
7870AC1		USG	EQ	CA	1K358
7870AC1		USG	EQ	CA	1K358
7870AC1		USG	EQ	CA	1K358
7870AC1		USG	EQ	CA	1K358
7870AC1		USG	EQ	CA	1K358
7870AC1		USG	EQ	CA	1K358
7870AC1		USG	EQ	CA	1K358
7870AC1		USG	EQ	CA	1K358
7870AC1		USG	EQ	CA	1K358
7870AC1		USG	EQ	CA	1K358
7870AC1		USG	EQ	CA	1K358
AISA1-000-92		USG	EQ	CA	1K358
AISA1-000-92		USG	EQ	CA	1K358
T2000		USG	EQ	CA	1K358
T2000		USG	EQ	CA	1K358
T2000		USG	EQ	CA	1K358
AIS-CTR		USG	EQ	CA	1K358
AIS-CTR		USG	EQ	CA	1K358
RS75-12		USG	EQ	CA	1K358
RS75-12		USG	EQ	CA	1K358
SUA3000RM2U		USG	EQ	CA	1K358

SUA3000RM2U	[REDACTED]	USG	EQ	CA	1K358
SUA3000RM2U	[REDACTED]	USG	EQ	CA	1K358
SUA3000RM2U	[REDACTED]	USG	EQ	CA	1K358
WD80000A4NC-00	[REDACTED]	USG	EQ	CA	1K358
TWPC 1505-3	[REDACTED]	USG	EQ	CA	1K358
301-1130-01	[REDACTED]	USG	EQ	CA	1K358

CONTRACT_NUMBER	ACQ COST	ACQ DATE	STATUS	INTERNAL_LOCATION
HSCG23-09-C-ADP001	\$399.00	6/22/2009	ACTIVE	NN-INRI-02
HSCG23-09-C-ADP001	\$31.00	6/30/2009	ACTIVE	NN-INRI-02
HSCG23-09-C-ADP001	\$31.00	6/30/2009	ACTIVE	NN-INRI-02
HSCG23-09-C-ADP001	\$759.00	7/9/2009	ACTIVE	NN-INRI-02
HSCG23-09-C-ADP001	\$160.00	7/13/2009	ACTIVE	NN-INRI-02
HSCG23-09-C-ADP001	\$1,380.00	7/28/2009	ACTIVE	NN-INRI-02
HSCG23-09-C-ADP001	\$1,380.00	7/28/2009	ACTIVE	NN-INRI-02
HSCG23-09-C-ADP001	\$117.00	7/28/2009	ACTIVE	NN-INRI-02
HSCG23-09-C-ADP001	\$117.00	7/28/2009	ACTIVE	NN-INRI-02
HSCG23-09-C-ADP001	\$3,774.00	7/28/2009	ACTIVE	NN-INRI-02
HSCG23-09-C-ADP001	\$3,774.00	7/28/2009	ACTIVE	NN-INRI-02
HSCG23-09-C-ADP001	\$760.00	7/30/2009	ACTIVE	NN-INRI-02
HSCG23-09-C-ADP001	\$840.00	7/30/2009	ACTIVE	NN-INRI-02
HSCG23-09-C-ADP001	\$18,750.00	7/30/2009	ACTIVE	NN-INRI-02
HSCG23-09-C-ADP001	\$18,750.00	7/30/2009	ACTIVE	NN-INRI-02
HSCG23-09-C-ADP001	\$7,318.00	8/4/2009	ACTIVE	NN-INRI-02
HSCG23-09-C-ADP001	\$7,318.00	8/4/2009	ACTIVE	NN-INRI-02
HSCG23-09-C-ADP001	\$7,318.00	8/4/2009	ACTIVE	NN-INRI-02
HSCG23-09-C-ADP001	\$2,690.00	8/4/2009	ACTIVE	NN-INRI-02
HSCG23-09-C-ADP001	\$2,690.00	8/4/2009	ACTIVE	NN-INRI-02
HSCG23-09-C-ADP001	\$2,690.00	8/10/2009	ACTIVE	NN-INRI-02
HSCG23-09-C-ADP001	\$2,690.00	8/10/2009	ACTIVE	NN-INRI-02
HSCG23-09-C-ADP001	\$2,690.00	8/10/2009	ACTIVE	NN-INRI-02
HSCG23-09-C-ADP001	\$2,690.00	8/10/2009	ACTIVE	NN-INRI-02
HSCG23-09-C-ADP001	\$2,690.00	8/10/2009	ACTIVE	NN-INRI-02
HSCG23-09-C-ADP001	\$2,690.00	8/10/2009	ACTIVE	NN-INRI-02
HSCG23-09-C-ADP001	\$2,690.00	8/10/2009	ACTIVE	NN-INRI-02
HSCG23-09-C-ADP001	\$2,690.00	8/10/2009	ACTIVE	NN-INRI-02
HSCG23-09-C-ADP001	\$2,690.00	8/10/2009	ACTIVE	NN-INRI-02
HSCG23-09-C-ADP001	\$2,690.00	8/10/2009	ACTIVE	NN-INRI-02
HSCG23-09-C-ADP001	\$5,234.00	8/17/2009	ACTIVE	NN-INRI-02
HSCG23-09-C-ADP001	\$5,234.00	8/17/2009	ACTIVE	NN-INRI-02
HSCG23-09-C-ADP001	\$7,812.30	8/17/2009	ACTIVE	NN-INRI-02
HSCG23-09-C-ADP001	\$7,812.30	8/17/2009	ACTIVE	NN-INRI-02
HSCG23-09-C-ADP001	\$7,812.30	8/17/2009	ACTIVE	NN-INRI-02
HSCG23-09-C-ADP001	\$685.00	8/20/2009	ACTIVE	NN-INRI-02
HSCG23-09-C-ADP001	\$685.00	8/20/2009	ACTIVE	NN-INRI-02
HSCG23-09-C-ADP001	\$31.00	10/9/2009	ACTIVE	NN-INRI-02
HSCG23-09-C-ADP001	\$31.00	10/9/2009	ACTIVE	NN-INRI-02
HSCG23-09-C-ADP001	\$1,080.00	12/23/2009	ACTIVE	NN-INRI-02

HSCG23-09-C-ADP001	\$1,080.00	12/23/2009	ACTIVE	NN-INRI-02
HSCG23-09-C-ADP001	\$1,080.00	12/23/2009	ACTIVE	NN-INRI-02
HSCG23-09-C-ADP001	\$1,080.00	12/23/2009	ACTIVE	NN-INRI-02
HSCG23-09-C-ADP001	\$955.49	1/11/2010	ACTIVE	NN-INRI-02
HSCG23-09-C-ADP001	\$920.00	3/8/2010	ACTIVE	NN-INRI-02
HSCG23-09-C-ADP001	\$257.78	3/9/2010	ACTIVE	NN-INRI-02

NN-INRI-02 NEWPORT NEWS	419
NN-INRI-02 NEWPORT NEWS	419
NN-INRI-02 NEWPORT NEWS	419
NN-INRI-02 NEWPORT NEWS	419
NN-INRI-02 NEWPORT NEWS	417
NN-INRI-02 NEWPORT NEWS	419



Monthly Status Report

01 November 2013 through 30 November 2013

CDRL 1.2.10.5

(D45892)

**Nationwide Automatic Identification System
(NAIS)**

Contract Number: HSCG23-09-C-ADP001

Dated: December 9, 2013

Prepared for:

United States Coast Guard
Nationwide Automatic Identification System
2100 Second Street, SW
Washington, DC 20593-0001

Prepared by:

Northrop Grumman Information Systems
12350 Jefferson Ave, Suite 250
Newport News, VA 23602

Nationwide Automatic Identification System (NAIS)

CDRL: 1.2.10.5

1 November 2013 through 30 November 2013

Contract No: HSCG23-09-C-ADP001

Cage Code: 0J198

Document No.: D45892

PREPARED BY:

Northrop Grumman Information Systems
12350 Jefferson Ave, Suite 250
Newport News, VA 23602

PREPARED FOR:

United States Coast Guard
Nationwide Automatic Identification System
2100 Second Street, SW
Washington, DC 20593-0001



This Monthly Status Report (CDRL 1.2.10.5) summarizes the activities conducted in support of the Nationwide Automatic Identification System (NAIS) for month end November 2013. Questions regarding the contents of this report should be directed to the following Northrop Grumman Information Systems NAIS personnel:

“Signature on file”

December 9, 2013

“Signature on file”

Mr. Jim Fontenot, Program Manager
12350 Jefferson Avenue, Suite 250
Newport News, VA 23602
757-269-2574
James.Fontenot@ngc.com

Date

Mr. Rich Keller, Contracts
1760 Glenn Curtiss Street
Carson, CA 90746
(310) 764-3943
Richard.Keller@ngc.com

Section I – Progress Report

This section summarizes the work performed on the NAIS contract during the month of November 2013 as well as the areas of emphasis for the month of December 2013.

1.0 Work Summary

1.1 Events: The following events and activities occurred during this reporting period in support of the NAIS project:

- Contacting suppliers to verify that PSS and SCC components are still available.
- Supported a request to provide detailed vessel testing data.

1.2 Accomplishments / Noteworthy Points: The following accomplishments/agreements were reached during this reporting period:

- None during this period.
- Below are the Action Item
 - NAIS Action Items (AI) Status

Action Items	3rd Quarter 2011		4th Quarter 2011		1st Quarter 2012		2nd Quarter 2012		Total Open	Total Closed
	Opened	Closed	Opened	Closed	Opened	Closed	Opened	Closed		
IFAT SVR	0	0	0	0	0	2	0	0	0	20
IBR (Clin 3)	0	0	0	0	0	0	0	0	0	3
IBR (Clin 1 & 2) Annual	0	0	0	0	0	0	0	0	0	7
IBR (Clin 1 – Replan)	0	0	9	7	0	1	0	1	0	9
PMR (5)	0	0	0	0	0	0	0	0	0	2
PMR (6)	0	0	0	0	0	0	0	0	0	0
PMR (7)	0	0	1	1	0	0	0	0	0	1
PMR (8)					2	0	0	2	0	2
RMR (6)	0	1	0	0	0	0	0	1	0	34
RMR (7)	0	1	0	0	0	0	0	0	0	15
RMR (8)					17	14	0	3	0	17
SVR (3)							3	3	0	3

- IPT AI's (POAM) Status

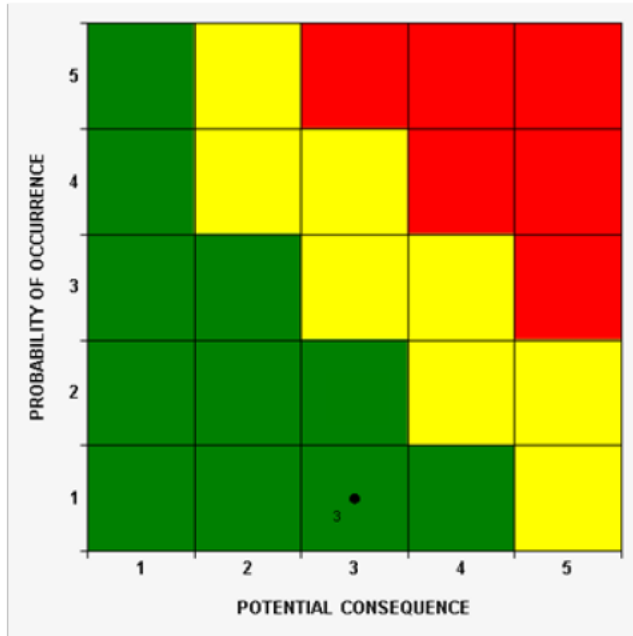
	ILS	SE	TE	PSS
Active Items	0	3	1	1
Removed	1	51	2	0
Closed	31	141	152	37
Proposed	0	6	0	0
Trade Items	0	11	0	0
Watch List	0	0	7	0
Total	32	212	162	38



1.3 Areas of Emphasis for Next Month: The following project activities are priorities for next month:

- Continue preparing for CLIN02010 by ensuring COTS components are still available.

Top 10 Risks Report



Top 10 Risks
August 05, 2013

- 3. **PMO1 - RISK APPROVED (3) COTS**
 Obsolescence Management for Follow On Option (Schedule) [-]
 Factored Exposure \$0
 Potential Impact \$0
 Category :
 Subcategory :
 PMO1-3

1.4 Schedule (IMS)

The Option Year 2 IMS will be provided after CLIN02010 has been exercised.

1.5 Test equipment

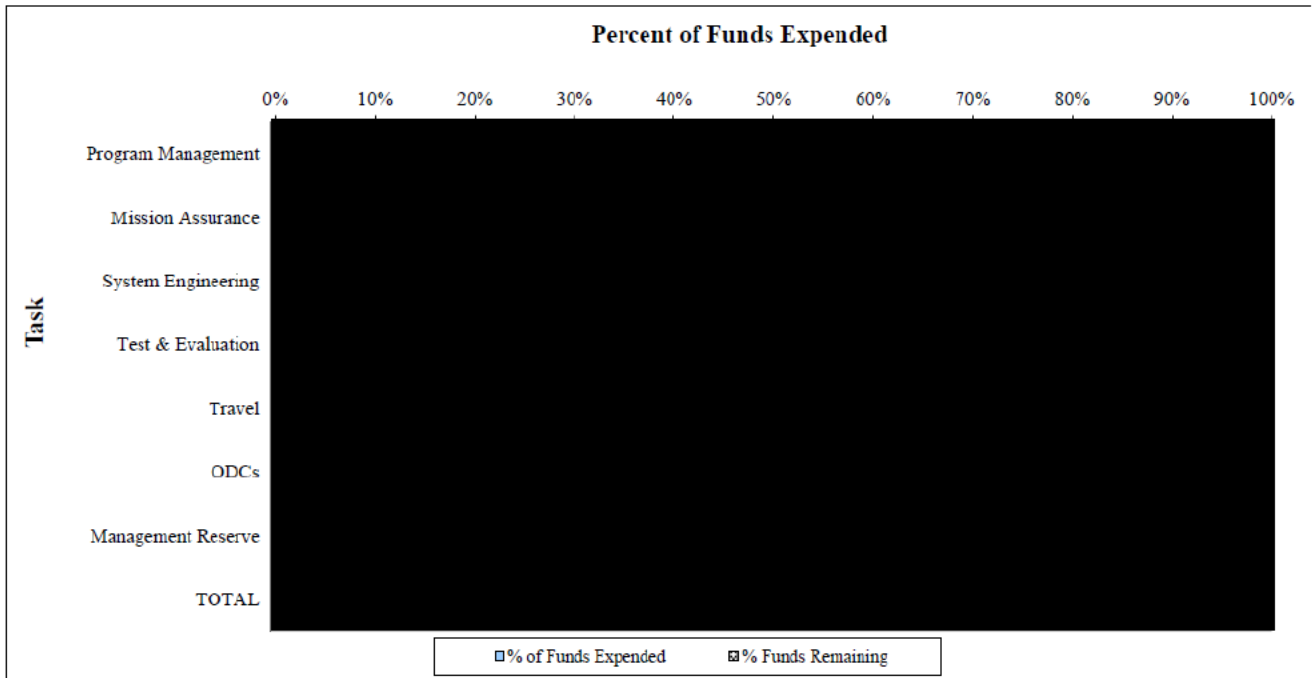
All test complete.

1.5.1 Test performed

All test complete.

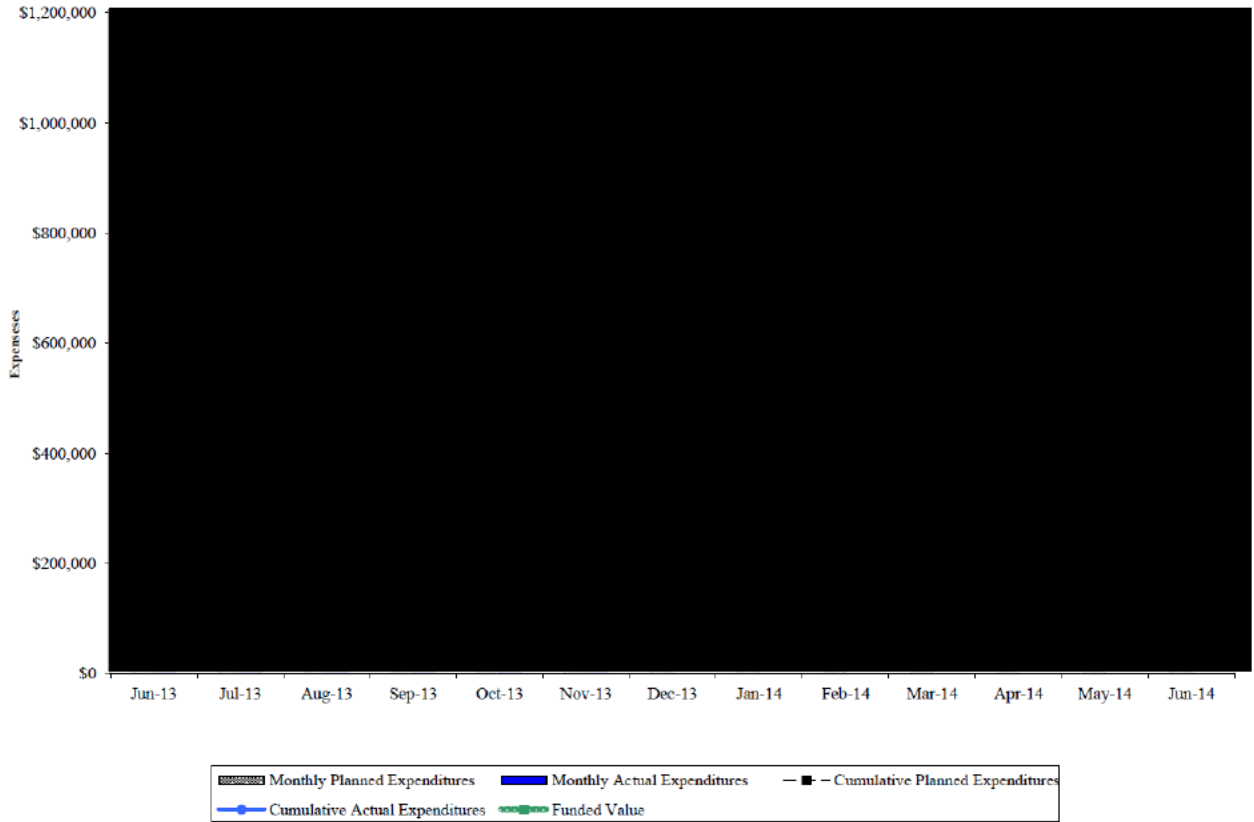
**Section II – Cost Report
November 1 – November 30
Option Year 2**

Nationwide AIS Option Year 2									
Program Manager:		Jim Fontenot							
Project Title:		Nationwide AIS - Option Year 2							
Contract Start Date:		6/16/2013							
Contract End Date:		6/15/2014							
Actuals as of:		11/22/2013							
TASK	CEILING	BUDGET	ACTUALS	\$ REMAINING	% of Funds Expended	% Funded	% Funds Expended	% Funds Remaining	
Program Management									
Mission Assurance									
System Engineering									
Test & Evaluation									
Travel									
ODCs									
Management Reserve									
TOTAL									





Nationwide AIS Option Year 2
Planned Revenue vs Actual Revenue
Expenditures as of Nov 2013



NAIS Option Year 02 - CLIN 02001, CLIN 02004

TASK Breakdown	Jan-13	Jul-13	Aug-13	Sep-13	Oct-13	Nov-13	Dec-13	Jan-14	Feb-14	Mar-14	Apr-14	May-14	Jun-14	Total
CLIN 02001 Program Management Actuals														
CLIN 02001 Program Management Planned														
CLIN 02001 Mission Assurance Actuals														
CLIN 02001 Mission Assurance Planned														
CLIN 02001 System Engineering Actuals														
CLIN 02001 System Engineering Planned														
CLIN 02001 Test & Evaluation Actuals														
CLIN 02001 Test & Evaluation Planned														
CLIN 02004 Travel Actuals														
CLIN 02004 Travel Planned														
CLIN 02001 ODCs Actuals														
CLIN 02001 ODCs Planned														
Subtotal Actuals														
Actuals Cum.														
Total contract plan														
Plan Cum														
Total Funding	\$975,046	\$975,046	\$975,046	\$975,046	\$975,046	\$975,046	\$975,046	\$975,046	\$975,046	\$975,046	\$975,046	\$975,046	\$975,046	
Funds Remaining														



NAIS OY2 Project
Tracking - November

Section III – GFE Status Report



GFE List 10 9
2012.xlsx

NAIS Option Year 02 - CLIN 02001, CLIN 02004

TASK Breakdown	Jun-13	Jul-13	Aug-13	Sep-13	Oct-13	Nov-13	Dec-13	Jan-14	Feb-14	Mar-14	Apr-14	May-14	Jun-14	Total
CLIN 02001 Program Management Actuals	\$14,186	\$31,998	\$32,477	\$34,588	\$34,010	\$39,149								\$186,407
CLIN 02001 Program Management Planned	\$14,186	\$39,630	\$41,858	\$48,456	\$41,858	\$41,011	\$52,353	\$35,885	\$42,419	\$53,054	\$42,419	\$42,419	\$39,560	\$535,108
CLIN 02001 Mission Assurance Actuals	\$0	\$3,217	\$168	\$0	\$0	\$0								\$3,385
CLIN 02001 Mission Assurance Planned	\$0	\$2,630	\$2,257	\$2,962	\$2,257	\$2,257	\$2,821	\$2,134	\$2,439	\$3,049	\$2,439	\$2,439	\$1,677	\$29,360
CLIN 02001 System Engineering Actuals	\$3,641	\$10,579	\$10,532	\$14,371	\$10,485	\$7,551								\$57,159
CLIN 02001 System Engineering Planned	\$3,641	\$2,190	\$2,288	\$17,304	\$10,927	\$10,927	\$17,809	\$9,238	\$10,922	\$17,802	\$11,197	\$11,197	\$8,694	\$134,137
CLIN 02001 Test & Evaluation Actuals	\$0	\$0	\$0	\$0	\$0	\$0								\$0
CLIN 02001 Test & Evaluation Planned	\$0	\$0	\$515	\$4,409	\$515	\$515	\$4,409	\$515	\$515	\$4,150	\$528	\$528	\$4,255	\$20,856
CLIN 02004 Travel Actuals	\$0	\$0	\$0	\$0	\$0	\$0								\$0
CLIN 02004 Travel Planned	\$0	\$0	\$0	\$2,401	\$0	\$0	\$2,401	\$0	\$0	\$2,401	\$0	\$0	\$2,401	\$9,604
CLIN 02001 ODCs Actuals	\$14,296	\$15,612	\$15,737	\$15,573	\$15,516	-\$1,890								\$74,844
CLIN 02001 ODCs Planned	\$14,296	\$15,866	\$16,226	\$16,800	\$16,226	\$16,186	\$16,972	\$15,673	\$15,963	\$16,686	\$15,963	\$15,963	\$2,424	\$195,244
Subtotal Actuals	\$32,123	\$61,406	\$58,914	\$64,532	\$60,012	\$44,810	\$0	\$0	\$0	\$0	\$0	\$0	\$0	\$321,796
Actuals Cum.	\$32,123	\$93,529	\$152,443	\$216,974	\$276,986	\$321,796	\$321,796	\$321,796	\$321,796	\$321,796	\$321,796	\$321,796	\$321,796	\$321,796
Total contract plan	\$32,123	\$60,316	\$63,145	\$92,332	\$71,783	\$70,896	\$96,766	\$63,445	\$72,258	\$97,143	\$72,546	\$72,546	\$59,011	\$924,310
Plan Cum	\$32,123	\$92,439	\$155,584	\$247,916	\$319,699	\$390,595	\$487,361	\$550,806	\$623,064	\$720,207	\$792,753	\$865,300	\$924,310	
Total Funding	\$975,846	\$975,846	\$975,846	\$975,846	\$975,846	\$975,846	\$975,846	\$975,846	\$975,846	\$975,846	\$975,846	\$975,846	\$975,846	
Funds Remaining	\$943,723	\$883,407	\$820,262	\$727,930	\$656,147	\$585,251	\$488,485	\$425,040	\$352,782	\$255,639	\$183,093	\$110,546	\$51,536	

Nationwide AIS Government Property List

Report Date: 10/9/2012

CONTROL_NUMBER	NOUN_MAJOR	MFGR_NAME
78069981	FIREWALL	CISCO
78069982	POWER SUPPLY	MEANWELL
78069983	POWER SUPPLY	MEANWELL
78069985	DISPLAY/KBD/POINTER	ECLIPSE
78069986	EXTERNAL HARD DRIVE	LACIE
78069988	Workstation (NAIS - HP)	HP
78069989	Workstation (NAIS - HP)	HP
78069990	Display (NAIS - HP)	HP
78069991	DISPLAY (NAIS - HP)	HP
78069992	AD/ESB Server (NAIS - HP)	HP
78069993	Chart Server (NAIS - HP)	HP
78069994	Data Recovery (NAIS - HP)	HP
78069995	SWITCH	CISCO
78069996	BASE STATION	PROTEC
78069997	BASE STATION	PROTEC
78069998	BLADE CENTER CHASSIS	IBM
78069999	BLADE CENTER CHASSIS	IBM
78070000	BLADE CENTER CHASSIS	IBM
78070001	BLADECENTER HS22	IBM
78070002	BLADECENTER HS22	IBM
78070003	BLADECENTER HS22	IBM
78070004	BLADECENTER HS22	IBM
78070005	BLADECENTER HS22	IBM
78070006	BLADECENTER HS22	IBM
78070007	BLADECENTER HS22	IBM
78070008	BLADECENTER HS22	IBM
78070009	BLADECENTER HS22	IBM
78070010	AUTOMATIC ID. SYSTEM	L3 COMMUNICATIONS
78070011	AUTOMATIC ID. SYSTEM	L3 COMMUNICATIONS
78070013	Sun SPARC Server (NAIS)	SUN
78070014	Sun SPARC Server (NAIS)	SUN
78070016	Sun SPARC Server (NAIS)	SUN
78070017	AIS-CTR X AIS CLASS B	TRUE HEADING
78070018	AIS-CTR X AIS CLASS B	TRUE HEADING
78070020	POWER SUPPLY	MEANWELL
78070021	POWER SUPPLY	MEANWELL
78080511	UPS	APC

78080512	UPS	APC
78080513	UPS	APC
78080514	UPS	APC
78080515	EXTERNAL HARD DRIVE	WESTERN DIGITAL
78080548	BANDPASS ANTENNA	AREA 51
78080549	USB REMOTE CONCENTRATOR	DIGI

MODEL_NO	SERIAL_NUMBER	OWNERSHIP CODE	PROPERTY TYPE CODE	PROPERTY SUBTYPE	PROJECT
ASA 5505		USG	EQ	CA	1K358
RS-75-24		USG	EQ	CA	1K358
RS-75-24		USG	EQ	CA	1K358
ER1-15N-USB		USG	EQ	CA	1K358
D2		USG	EQ	CA	1K358
Z400T		USG	EQ	CA	1K358
Z400T		USG	EQ	CA	1K358
L1710		USG	EQ	CA	1K358
L1710		USG	EQ	CA	1K358
E5530		USG	EQ	CA	1K358
E5530		USG	EQ	CA	1K358
XW4600		USG	EQ	CA	1K358
2960		USG	EQ	CA	1K358
AISM020502		USG	EQ	GF	1K358
AISM020502		USG	EQ	GF	1K358
8886AC1		USG	EQ	CA	1K358
8886AC1		USG	EQ	CA	1K358
8886AC1		USG	EQ	CA	1K358
7870AC1		USG	EQ	CA	1K358
7870AC1		USG	EQ	CA	1K358
7870AC1		USG	EQ	CA	1K358
7870AC1		USG	EQ	CA	1K358
7870AC1		USG	EQ	CA	1K358
7870AC1		USG	EQ	CA	1K358
7870AC1		USG	EQ	CA	1K358
7870AC1		USG	EQ	CA	1K358
7870AC1		USG	EQ	CA	1K358
7870AC1		USG	EQ	CA	1K358
AISA1-000-92		USG	EQ	CA	1K358
AISA1-000-92		USG	EQ	CA	1K358
T2000		USG	EQ	CA	1K358
T2000		USG	EQ	CA	1K358
T2000		USG	EQ	CA	1K358
AIS-CTR		USG	EQ	CA	1K358
AIS-CTR		USG	EQ	CA	1K358
RS75-12		USG	EQ	CA	1K358
RS75-12		USG	EQ	CA	1K358
SUA3000RM2U		USG	EQ	CA	1K358

SUA3000RM2U		USG	EQ	CA	1K358
SUA3000RM2U		USG	EQ	CA	1K358
SUA3000RM2U		USG	EQ	CA	1K358
WD80000A4NC-00		USG	EQ	CA	1K358
TWPC 1505-3		USG	EQ	CA	1K358
301-1130-01		USG	EQ	CA	1K358

CONTRACT_NUMBER	ACQ COST	ACQ DATE	STATUS	INTERNAL_LOCATION
HSCG23-09-C-ADP001	\$399.00	6/22/2009	ACTIVE	NN-INRI-02
HSCG23-09-C-ADP001	\$31.00	6/30/2009	ACTIVE	NN-INRI-02
HSCG23-09-C-ADP001	\$31.00	6/30/2009	ACTIVE	NN-INRI-02
HSCG23-09-C-ADP001	\$759.00	7/9/2009	ACTIVE	NN-INRI-02
HSCG23-09-C-ADP001	\$160.00	7/13/2009	ACTIVE	NN-INRI-02
HSCG23-09-C-ADP001	\$1,380.00	7/28/2009	ACTIVE	NN-INRI-02
HSCG23-09-C-ADP001	\$1,380.00	7/28/2009	ACTIVE	NN-INRI-02
HSCG23-09-C-ADP001	\$117.00	7/28/2009	ACTIVE	NN-INRI-02
HSCG23-09-C-ADP001	\$117.00	7/28/2009	ACTIVE	NN-INRI-02
HSCG23-09-C-ADP001	\$3,774.00	7/28/2009	ACTIVE	NN-INRI-02
HSCG23-09-C-ADP001	\$3,774.00	7/28/2009	ACTIVE	NN-INRI-02
HSCG23-09-C-ADP001	\$760.00	7/30/2009	ACTIVE	NN-INRI-02
HSCG23-09-C-ADP001	\$840.00	7/30/2009	ACTIVE	NN-INRI-02
HSCG23-09-C-ADP001	\$18,750.00	7/30/2009	ACTIVE	NN-INRI-02
HSCG23-09-C-ADP001	\$18,750.00	7/30/2009	ACTIVE	NN-INRI-02
HSCG23-09-C-ADP001	\$7,318.00	8/4/2009	ACTIVE	NN-INRI-02
HSCG23-09-C-ADP001	\$7,318.00	8/4/2009	ACTIVE	NN-INRI-02
HSCG23-09-C-ADP001	\$7,318.00	8/4/2009	ACTIVE	NN-INRI-02
HSCG23-09-C-ADP001	\$2,690.00	8/4/2009	ACTIVE	NN-INRI-02
HSCG23-09-C-ADP001	\$2,690.00	8/4/2009	ACTIVE	NN-INRI-02
HSCG23-09-C-ADP001	\$2,690.00	8/10/2009	ACTIVE	NN-INRI-02
HSCG23-09-C-ADP001	\$2,690.00	8/10/2009	ACTIVE	NN-INRI-02
HSCG23-09-C-ADP001	\$2,690.00	8/10/2009	ACTIVE	NN-INRI-02
HSCG23-09-C-ADP001	\$2,690.00	8/10/2009	ACTIVE	NN-INRI-02
HSCG23-09-C-ADP001	\$2,690.00	8/10/2009	ACTIVE	NN-INRI-02
HSCG23-09-C-ADP001	\$2,690.00	8/10/2009	ACTIVE	NN-INRI-02
HSCG23-09-C-ADP001	\$2,690.00	8/10/2009	ACTIVE	NN-INRI-02
HSCG23-09-C-ADP001	\$2,690.00	8/10/2009	ACTIVE	NN-INRI-02
HSCG23-09-C-ADP001	\$2,690.00	8/10/2009	ACTIVE	NN-INRI-02
HSCG23-09-C-ADP001	\$2,690.00	8/10/2009	ACTIVE	NN-INRI-02
HSCG23-09-C-ADP001	\$2,690.00	8/10/2009	ACTIVE	NN-INRI-02
HSCG23-09-C-ADP001	\$2,690.00	8/10/2009	ACTIVE	NN-INRI-02
HSCG23-09-C-ADP001	\$2,690.00	8/10/2009	ACTIVE	NN-INRI-02
HSCG23-09-C-ADP001	\$2,690.00	8/10/2009	ACTIVE	NN-INRI-02
HSCG23-09-C-ADP001	\$5,234.00	8/17/2009	ACTIVE	NN-INRI-02
HSCG23-09-C-ADP001	\$5,234.00	8/17/2009	ACTIVE	NN-INRI-02
HSCG23-09-C-ADP001	\$7,812.30	8/17/2009	ACTIVE	NN-INRI-02
HSCG23-09-C-ADP001	\$7,812.30	8/17/2009	ACTIVE	NN-INRI-02
HSCG23-09-C-ADP001	\$7,812.30	8/17/2009	ACTIVE	NN-INRI-02
HSCG23-09-C-ADP001	\$685.00	8/20/2009	ACTIVE	NN-INRI-02
HSCG23-09-C-ADP001	\$685.00	8/20/2009	ACTIVE	NN-INRI-02
HSCG23-09-C-ADP001	\$31.00	10/9/2009	ACTIVE	NN-INRI-02
HSCG23-09-C-ADP001	\$31.00	10/9/2009	ACTIVE	NN-INRI-02
HSCG23-09-C-ADP001	\$1,080.00	12/23/2009	ACTIVE	NN-INRI-02

HSCG23-09-C-ADP001	\$1,080.00	12/23/2009	ACTIVE	NN-INRI-02
HSCG23-09-C-ADP001	\$1,080.00	12/23/2009	ACTIVE	NN-INRI-02
HSCG23-09-C-ADP001	\$1,080.00	12/23/2009	ACTIVE	NN-INRI-02
HSCG23-09-C-ADP001	\$955.49	1/11/2010	ACTIVE	NN-INRI-02
HSCG23-09-C-ADP001	\$920.00	3/8/2010	ACTIVE	NN-INRI-02
HSCG23-09-C-ADP001	\$257.78	3/9/2010	ACTIVE	NN-INRI-02

NN-INRI-02 NEWPORT NEWS	419
NN-INRI-02 NEWPORT NEWS	419
NN-INRI-02 NEWPORT NEWS	419
NN-INRI-02 NEWPORT NEWS	419
NN-INRI-02 NEWPORT NEWS	417
NN-INRI-02 NEWPORT NEWS	419



Monthly Status Report

01 December 2013 through 31 December 2013

CDRL 1.2.10.5

(D45892)

**Nationwide Automatic Identification System
(NAIS)**

Contract Number: HSCG23-09-C-ADP001

Dated: January 6, 2014

Prepared for:

United States Coast Guard
Nationwide Automatic Identification System
2100 Second Street, SW
Washington, DC 20593-0001

Prepared by:

Northrop Grumman Information Systems
12350 Jefferson Ave, Suite 250
Newport News, VA 23602

Nationwide Automatic Identification System (NAIS)

CDRL: 1.2.10.5

1 December 2013 through 31 December 2013

Contract No: HSCG23-09-C-ADP001

Cage Code: 0J198

Document No.: D45892

PREPARED BY:

Northrop Grumman Information Systems
12350 Jefferson Ave, Suite 250
Newport News, VA 23602

PREPARED FOR:

United States Coast Guard
Nationwide Automatic Identification System
2100 Second Street, SW
Washington, DC 20593-0001



This Monthly Status Report (CDRL 1.2.10.5) summarizes the activities conducted in support of the Nationwide Automatic Identification System (NAIS) for month end December 2013. Questions regarding the contents of this report should be directed to the following Northrop Grumman Information Systems NAIS personnel:

“Signature on file”

January 6, 2014

“Signature on file”

Mr. Jim Fontenot, Program Manager
12350 Jefferson Avenue, Suite 250
Newport News, VA 23602
757-269-2574
James.Fontenot@ngc.com

Date

Mr. Rich Keller, Contracts
1760 Glenn Curtiss Street
Carson, CA 90746
(310) 764-3943
Richard.Keller@ngc.com

Section I – Progress Report

This section summarizes the work performed on the NAIS contract during the month of December 2013 as well as the areas of emphasis for the month of January 2014.

1.0 Work Summary

1.1 Events: The following events and activities occurred during this reporting period in support of the NAIS project:

- Contacting suppliers to verify that PSS and SCC components are still available.

1.2 Accomplishments / Noteworthy Points: The following accomplishments/agreements were reached during this reporting period:

- None during this period.
- Below are the Action Item
 - NAIS Action Items (AI) Status

Action Items	3rd Quarter 2011		4th Quarter 2011		1st Quarter 2012		2nd Quarter 2012		Total Open	Total Closed
	Opened	Closed	Opened	Closed	Opened	Closed	Opened	Closed		
IFAT SVR	0	0	0	0	0	2	0	0	0	20
IBR (Clin 3)	0	0	0	0	0	0	0	0	0	3
IBR (Clin 1 & 2) Annual	0	0	0	0	0	0	0	0	0	7
IBR (Clin 1 – Replan)	0	0	9	7	0	1	0	1	0	9
PMR (5)	0	0	0	0	0	0	0	0	0	2
PMR (6)	0	0	0	0	0	0	0	0	0	0
PMR (7)	0	0	1	1	0	0	0	0	0	1
PMR (8)					2	0	0	2	0	2
RMR (6)	0	1	0	0	0	0	0	1	0	34
RMR (7)	0	1	0	0	0	0	0	0	0	15
RMR (8)					17	14	0	3	0	17
SVR (3)							3	3	0	3

- IPT AI's (POAM) Status

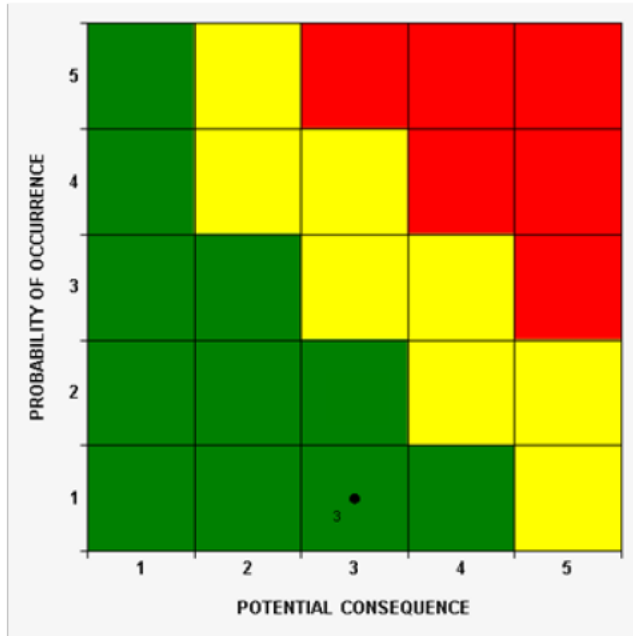
	ILS	SE	TE	PSS
Active Items	0	3	1	1
Removed	1	51	2	0
Closed	31	141	152	37
Proposed	0	6	0	0
Trade Items	0	11	0	0
Watch List	0	0	7	0
Total	32	212	162	38



1.3 Areas of Emphasis for Next Month: The following project activities are priorities for next month:

- Continue preparing for CLIN02010 by ensuring COTS components are still available.

Top 10 Risks Report



Top 10 Risks
August 05, 2013

- 3. **PMO1 - RISK APPROVED (3) COTS**
 Obsolescence Management for Follow On Option (Schedule) [-]
 Factored Exposure \$0
 Potential Impact \$0
 Category :
 Subcategory :
 PMO1-3

1.4 Schedule (IMS)

The Option Year 2 IMS will be provided after CLIN02010 has been exercised.

1.5 Test equipment

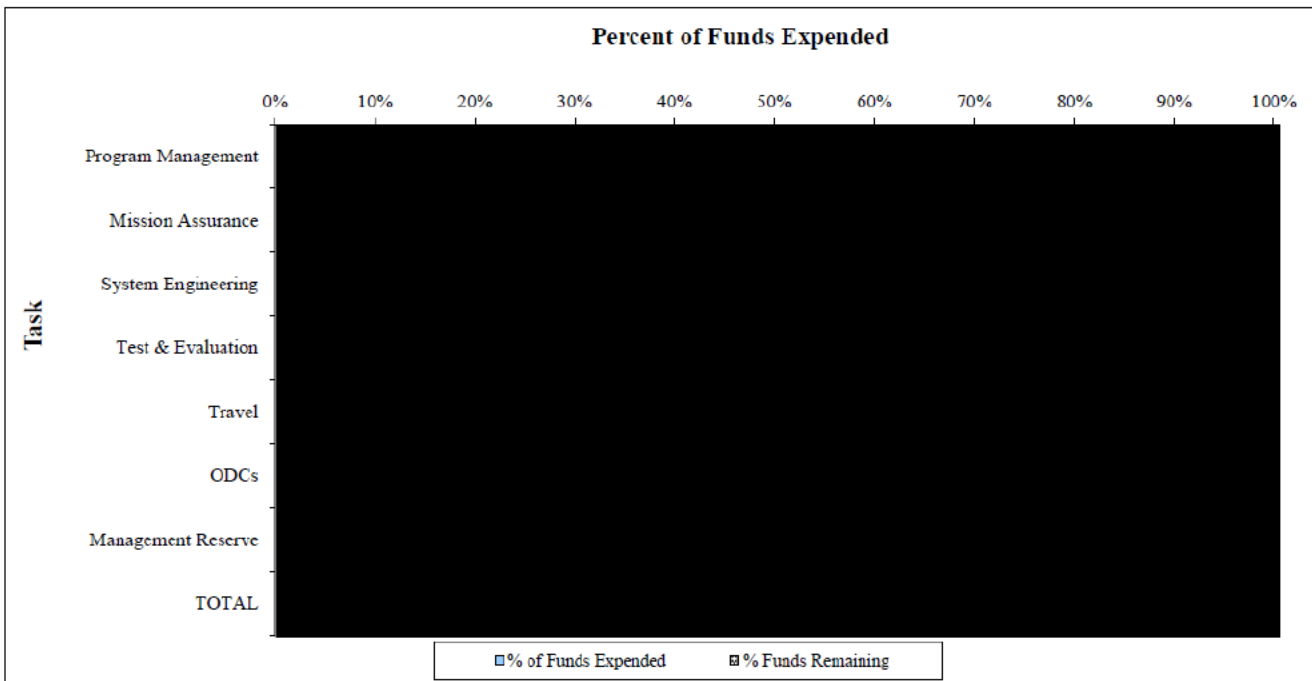
All test complete.

1.5.1 Test performed

All test complete.

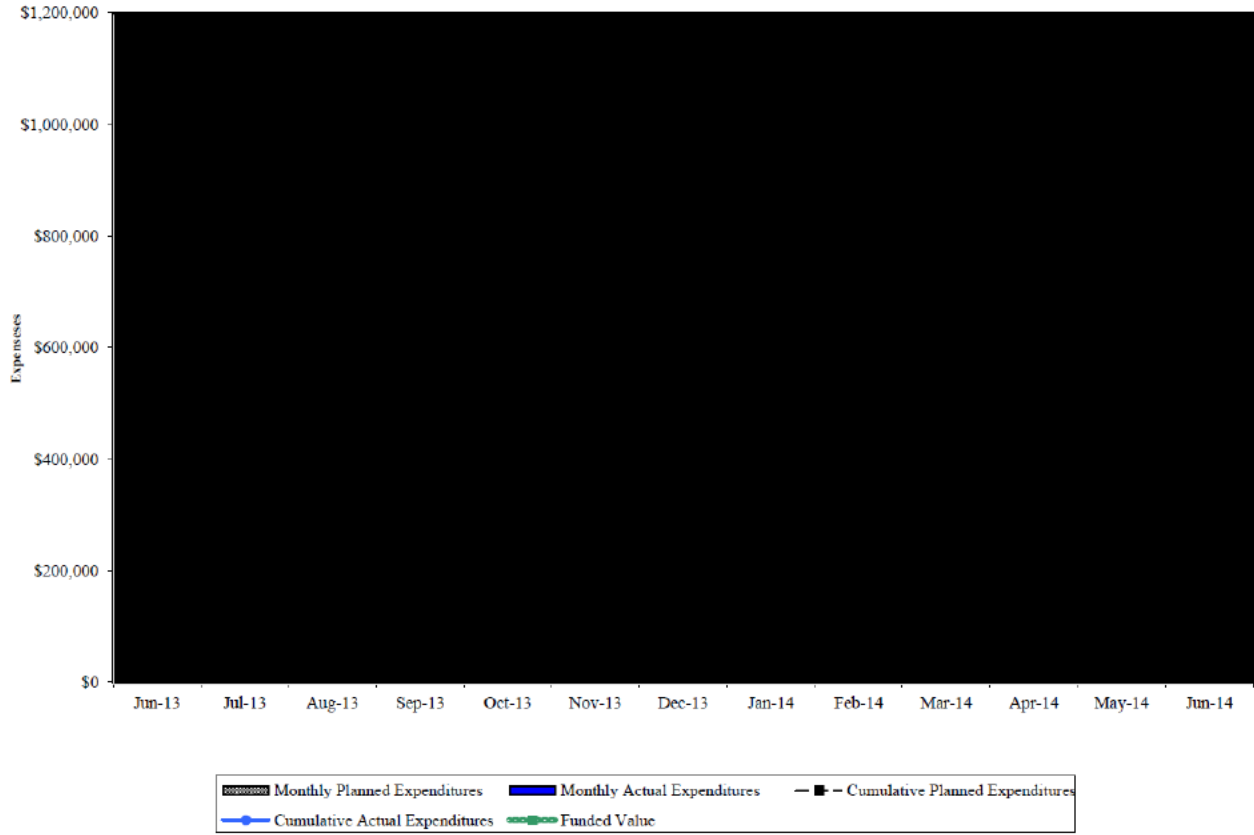
**Section II – Cost Report
December 1 – December 31
Option Year 2**

Nationwide AIS Option Year 2								
Program Manager: Jim Fontenot Project Title: Nationwide AIS - Option Year 2 Contract Start Date: 6/16/2013 Contract End Date: 6/15/2014 Actuals as of: 12/31/2013								
TASK	CEILING	BUDGET	ACTUALS	\$ REMAINING	% of Funds Expended	% Funded	% Funds Expended	% Funds Remaining
Program Management								
Mission Assurance								
System Engineering								
Test & Evaluation								
Travel								
ODCs								
Management Reserve								
TOTAL								





Nationwide AIS Option Year 2
Planned Revenue vs Actual Revenue
Expenditures as of Dec 2013



NAIS Option Year 02 - CLIN 02001, CLIN 02004

TASK Breakdown	Jul-13	Aug-13	Sep-13	Oct-13	Nov-13	Dec-13	Jan-14	Feb-14	Mar-14	Apr-14	May-14	Jun-14	Total
CLIN 02001 Program Management Actuals													
CLIN 02001 Program Management Planned													
CLIN 02001 Mission Assurance Actuals													
CLIN 02001 Mission Assurance Planned													
CLIN 02001 System Engineering Actuals													
CLIN 02001 System Engineering Planned													
CLIN 02001 Test & Evaluation Actuals													
CLIN 02001 Test & Evaluation Planned													
CLIN 02004 Travel Actuals													
CLIN 02004 Travel Planned													
CLIN 02001 CDCs Actuals													
CLIN 02001 CDCs Planned													
Subtotal Actuals													
Actuals Cum.													
Total contract plan													
Plan Cum.													
Total Funding	\$975,846	\$975,846	\$975,846	\$975,846	\$975,846	\$975,846	\$975,846	\$975,846	\$975,846	\$975,846	\$975,846	\$975,846	\$975,846
Funds Remaining													



NAIS OY2 Project
Tracking - December

Section III – GFE Status Report



GFE List 10 9
2012.xlsx

Nationwide AIS Government Property List

Report Date: 10/9/2012

CONTROL_NUMBER	NOUN_MAJOR	MFGR_NAME
78069981	FIREWALL	CISCO
78069982	POWER SUPPLY	MEANWELL
78069983	POWER SUPPLY	MEANWELL
78069985	DISPLAY/KBD/POINTER	ECLIPSE
78069986	EXTERNAL HARD DRIVE	LACIE
78069988	Workstation (NAIS - HP)	HP
78069989	Workstation (NAIS - HP)	HP
78069990	Display (NAIS - HP)	HP
78069991	DISPLAY (NAIS - HP)	HP
78069992	AD/ESB Server (NAIS - HP)	HP
78069993	Chart Server (NAIS - HP)	HP
78069994	Data Recovery (NAIS - HP)	HP
78069995	SWITCH	CISCO
78069996	BASE STATION	PROTEC
78069997	BASE STATION	PROTEC
78069998	BLADE CENTER CHASSIS	IBM
78069999	BLADE CENTER CHASSIS	IBM
78070000	BLADE CENTER CHASSIS	IBM
78070001	BLADECENTER HS22	IBM
78070002	BLADECENTER HS22	IBM
78070003	BLADECENTER HS22	IBM
78070004	BLADECENTER HS22	IBM
78070005	BLADECENTER HS22	IBM
78070006	BLADECENTER HS22	IBM
78070007	BLADECENTER HS22	IBM
78070008	BLADECENTER HS22	IBM
78070009	BLADECENTER HS22	IBM
78070010	AUTOMATIC ID. SYSTEM	L3 COMMUNICATIONS
78070011	AUTOMATIC ID. SYSTEM	L3 COMMUNICATIONS
78070013	Sun SPARC Server (NAIS)	SUN
78070014	Sun SPARC Server (NAIS)	SUN
78070016	Sun SPARC Server (NAIS)	SUN
78070017	AIS-CTR X AIS CLASS B	TRUE HEADING
78070018	AIS-CTR X AIS CLASS B	TRUE HEADING
78070020	POWER SUPPLY	MEANWELL
78070021	POWER SUPPLY	MEANWELL
78080511	UPS	APC

78080512	UPS	APC
78080513	UPS	APC
78080514	UPS	APC
78080515	EXTERNAL HARD DRIVE	WESTERN DIGITAL
78080548	BANDPASS ANTENNA	AREA 51
78080549	USB REMOTE CONCENTRATOR	DIGI

MODEL_NO	SERIAL_NUMBER	OWNERSHIP CODE	PROPERTY TYPE CODE	PROPERTY SUBTYPE	PROJECT
ASA 5505		USG	EQ	CA	1K358
RS-75-24		USG	EQ	CA	1K358
RS-75-24		USG	EQ	CA	1K358
ER1-15N-USB		USG	EQ	CA	1K358
D2		USG	EQ	CA	1K358
Z400T		USG	EQ	CA	1K358
Z400T		USG	EQ	CA	1K358
L1710		USG	EQ	CA	1K358
L1710		USG	EQ	CA	1K358
E5530		USG	EQ	CA	1K358
E5530		USG	EQ	CA	1K358
XW4600		USG	EQ	CA	1K358
2960		USG	EQ	CA	1K358
AISM020502		USG	EQ	GF	1K358
AISM020502		USG	EQ	GF	1K358
8886AC1		USG	EQ	CA	1K358
8886AC1		USG	EQ	CA	1K358
8886AC1		USG	EQ	CA	1K358
7870AC1		USG	EQ	CA	1K358
7870AC1		USG	EQ	CA	1K358
7870AC1		USG	EQ	CA	1K358
7870AC1		USG	EQ	CA	1K358
7870AC1		USG	EQ	CA	1K358
7870AC1		USG	EQ	CA	1K358
7870AC1		USG	EQ	CA	1K358
7870AC1		USG	EQ	CA	1K358
7870AC1		USG	EQ	CA	1K358
7870AC1		USG	EQ	CA	1K358
AISA1-000-92		USG	EQ	CA	1K358
AISA1-000-92		USG	EQ	CA	1K358
T2000		USG	EQ	CA	1K358
T2000		USG	EQ	CA	1K358
T2000		USG	EQ	CA	1K358
AIS-CTR		USG	EQ	CA	1K358
AIS-CTR		USG	EQ	CA	1K358
RS75-12		USG	EQ	CA	1K358
RS75-12		USG	EQ	CA	1K358
SUA3000RM2U		USG	EQ	CA	1K358

SUA3000RM2U	[REDACTED]	USG	EQ	CA	1K358
SUA3000RM2U	[REDACTED]	USG	EQ	CA	1K358
SUA3000RM2U	[REDACTED]	USG	EQ	CA	1K358
WD80000A4NC-00	[REDACTED]	USG	EQ	CA	1K358
TWPC 1505-3	[REDACTED]	USG	EQ	CA	1K358
301-1130-01	[REDACTED]	USG	EQ	CA	1K358

CONTRACT_NUMBER	ACQ COST	ACQ DATE	STATUS	INTERNAL_LOCATION
HSCG23-09-C-ADP001	\$399.00	6/22/2009	ACTIVE	NN-INRI-02
HSCG23-09-C-ADP001	\$31.00	6/30/2009	ACTIVE	NN-INRI-02
HSCG23-09-C-ADP001	\$31.00	6/30/2009	ACTIVE	NN-INRI-02
HSCG23-09-C-ADP001	\$759.00	7/9/2009	ACTIVE	NN-INRI-02
HSCG23-09-C-ADP001	\$160.00	7/13/2009	ACTIVE	NN-INRI-02
HSCG23-09-C-ADP001	\$1,380.00	7/28/2009	ACTIVE	NN-INRI-02
HSCG23-09-C-ADP001	\$1,380.00	7/28/2009	ACTIVE	NN-INRI-02
HSCG23-09-C-ADP001	\$117.00	7/28/2009	ACTIVE	NN-INRI-02
HSCG23-09-C-ADP001	\$117.00	7/28/2009	ACTIVE	NN-INRI-02
HSCG23-09-C-ADP001	\$3,774.00	7/28/2009	ACTIVE	NN-INRI-02
HSCG23-09-C-ADP001	\$3,774.00	7/28/2009	ACTIVE	NN-INRI-02
HSCG23-09-C-ADP001	\$760.00	7/30/2009	ACTIVE	NN-INRI-02
HSCG23-09-C-ADP001	\$840.00	7/30/2009	ACTIVE	NN-INRI-02
HSCG23-09-C-ADP001	\$18,750.00	7/30/2009	ACTIVE	NN-INRI-02
HSCG23-09-C-ADP001	\$18,750.00	7/30/2009	ACTIVE	NN-INRI-02
HSCG23-09-C-ADP001	\$7,318.00	8/4/2009	ACTIVE	NN-INRI-02
HSCG23-09-C-ADP001	\$7,318.00	8/4/2009	ACTIVE	NN-INRI-02
HSCG23-09-C-ADP001	\$7,318.00	8/4/2009	ACTIVE	NN-INRI-02
HSCG23-09-C-ADP001	\$2,690.00	8/4/2009	ACTIVE	NN-INRI-02
HSCG23-09-C-ADP001	\$2,690.00	8/4/2009	ACTIVE	NN-INRI-02
HSCG23-09-C-ADP001	\$2,690.00	8/10/2009	ACTIVE	NN-INRI-02
HSCG23-09-C-ADP001	\$2,690.00	8/10/2009	ACTIVE	NN-INRI-02
HSCG23-09-C-ADP001	\$2,690.00	8/10/2009	ACTIVE	NN-INRI-02
HSCG23-09-C-ADP001	\$2,690.00	8/10/2009	ACTIVE	NN-INRI-02
HSCG23-09-C-ADP001	\$2,690.00	8/10/2009	ACTIVE	NN-INRI-02
HSCG23-09-C-ADP001	\$2,690.00	8/10/2009	ACTIVE	NN-INRI-02
HSCG23-09-C-ADP001	\$2,690.00	8/10/2009	ACTIVE	NN-INRI-02
HSCG23-09-C-ADP001	\$2,690.00	8/10/2009	ACTIVE	NN-INRI-02
HSCG23-09-C-ADP001	\$2,690.00	8/10/2009	ACTIVE	NN-INRI-02
HSCG23-09-C-ADP001	\$2,690.00	8/10/2009	ACTIVE	NN-INRI-02
HSCG23-09-C-ADP001	\$2,690.00	8/10/2009	ACTIVE	NN-INRI-02
HSCG23-09-C-ADP001	\$5,234.00	8/17/2009	ACTIVE	NN-INRI-02
HSCG23-09-C-ADP001	\$5,234.00	8/17/2009	ACTIVE	NN-INRI-02
HSCG23-09-C-ADP001	\$7,812.30	8/17/2009	ACTIVE	NN-INRI-02
HSCG23-09-C-ADP001	\$7,812.30	8/17/2009	ACTIVE	NN-INRI-02
HSCG23-09-C-ADP001	\$7,812.30	8/17/2009	ACTIVE	NN-INRI-02
HSCG23-09-C-ADP001	\$685.00	8/20/2009	ACTIVE	NN-INRI-02
HSCG23-09-C-ADP001	\$685.00	8/20/2009	ACTIVE	NN-INRI-02
HSCG23-09-C-ADP001	\$31.00	10/9/2009	ACTIVE	NN-INRI-02
HSCG23-09-C-ADP001	\$31.00	10/9/2009	ACTIVE	NN-INRI-02
HSCG23-09-C-ADP001	\$1,080.00	12/23/2009	ACTIVE	NN-INRI-02

HSCG23-09-C-ADP001	\$1,080.00	12/23/2009	ACTIVE	NN-INRI-02
HSCG23-09-C-ADP001	\$1,080.00	12/23/2009	ACTIVE	NN-INRI-02
HSCG23-09-C-ADP001	\$1,080.00	12/23/2009	ACTIVE	NN-INRI-02
HSCG23-09-C-ADP001	\$955.49	1/11/2010	ACTIVE	NN-INRI-02
HSCG23-09-C-ADP001	\$920.00	3/8/2010	ACTIVE	NN-INRI-02
HSCG23-09-C-ADP001	\$257.78	3/9/2010	ACTIVE	NN-INRI-02

NN-INRI-02 NEWPORT NEWS	419
NN-INRI-02 NEWPORT NEWS	419
NN-INRI-02 NEWPORT NEWS	419
NN-INRI-02 NEWPORT NEWS	419
NN-INRI-02 NEWPORT NEWS	417
NN-INRI-02 NEWPORT NEWS	419