

Next Generation Identification (NGI) Monthly Fact Sheet

JANUARY 2017 MONTHLY STATISTICS

- Approximately **23,897** local, state, tribal, federal and international partners submitted criminal and/or civil electronic submissions to the NGI throughout the month.
- The overall reject rate was **1.85%**.
- The breakdown of submission rates for the month was **28.28%** criminal and **70.72%** civil.
- The NGI record for receipts was **364,617** on **6/25/2015**.
- The NGI record for transactions processed was **363,907** on **6/25/2015**.

NGI Biometric Repository Counts:

Fingerprint Counts (Unique Subjects by Repository in IDFP):

Criminal	72,744,282
Civil	52,790,149
Total (Criminal or Civil)	116,003,339

RISC Counts:

RISC Totals	2,595,968
-------------	-----------

National Palm Print System:

Unique Identities	10,254,108
Total Events	20,546,382

Latent Counts:

FBI	109,834
UNKNOWN_SPC_ONLY	3
OTHER_FEDERAL_AGENCIES	197,245
STATE_AND_LOCAL	410,251
ULF Totals	717,333

III Volume Statistics:

Number of Subjects with Automated Fingerprints (audit code of P; N; or M)	133,680,000
Local Want (SPF/L)	3,673,051,
Sexual Offender Registry (SPF/G)	748,541
Subjects Active (AUD/BLANK)	74,033,343
Subjects Consolidated (AUD/C)	11,092,414
Subjects Expunged (AUD/E)	7,739,822

Tenprint Fingerprint Receipts/Processed:

	Current Month	Current Criminal	Current Civil	FY 2017	FY2016
Total Receipts	4,202,939	1,230,432	2,927,507	16,423,635	55,718,556
Average Daily Receipts	135,579	39,691	95,887	133,525	152,236
Total (with TPRS)	5,971,069			24,304,846	80,205,459
Average Daily (with TPRS)	192,615			197,600	216,141
Total Processed	4,200,942	1,229,071	2,971,871	16,418,503	55,607,649
Average Daily Processed	135,514	39,647	95,867	133,484	151,933
Total (with TPRS)	5,969,090			24,298,695	80,102,358
Average Daily (with TPRS)	192,551			197,550	218,859

Criminal Response Times:**Criminal Electronic (CAR)**

Current Month Received	781,153
Current Month Processed	781,124
Fiscal Year Total Received	2,988,055
Fiscal Year Total Processed	2,986,639
FY % Completed within 1 hour	98.84%
FY % Completed within 2 hours	99.40%
Current Month Average Response Time	5 m - 48 s
Fiscal Year Average Response Time	8 m - 26 s

Criminal Fingerprint Card Processing Non-Urgent (CPNU)

Current Month Received	187,960
Current Month Processed	187,962
Fiscal Year Total Received	882,375
Fiscal Year Total Processed	882,342
FY % Completed within 72 hours	99.66%
Current Month Average Response Time	4 m - 19 s
Fiscal Year Average Response Time	6 m - 50 s

Civil Response Times:**Civil Electronic (All civil submissions)**

Current Month Received	2,972,507
Current Month Processed	2,971,871
Fiscal Year Total Received	11,515,507
Fiscal Year Total Processed	11,511,688
FY % Completed within 12 hours	99.48%
FY % Completed within 24 hours	99.81%
Current Month Average Response Time	17 m - 21 s
Fiscal Year Average Response Time	31 m - 2 s

Electronic Non-Federal User Fee (NFUE)

Current Month Received	945,055
Current Month Processed	945,017
Fiscal Year Total Received	3,850,382
Fiscal Year Total Processed	3,850,157
FY % Completed within 15 minutes	98.45%
Current Month Average Response Time	26.3 s
Fiscal Year Average Response Time	10 m - 24 s

Other Tenprint Response Times:**Tenprint Rapsheet Request (TPRS)**

Current Month Received	1,768,130
Current Month Processed	1,768,148
Fiscal Year Total Received	7,881,211
Fiscal Year Total Processed	7,880,191
FY % Completed within 30 seconds	99.18%
FY % Completed within 1 minute	98.18%
Current Month Average Response Time	6.0 s
Fiscal Year Average Response Time	15.9 s

Latent Response Times:**Latent Friction Ridge Feature Search (LFFS)**

Current Month Received	17,830
Current Month Processed	17,758
Fiscal Year Total Received	72,228
Fiscal Year Processed	71,997
FY % Completed within 4 hours	95.11%
Current Month Average Response Time	47 m – 56 s
Fiscal Year Average Response Time	42 m – 15 s

Latent Friction Ridge Image Search (LFIS)

Current Month Received	4,179
Current Month Processed	4,160
Fiscal Year Total Received	15,043
Fiscal Year Processed	14,948
FY % Completed within 4 hours	95.38%
Current Month Average Response Time	39 m – 42 s
Fiscal Year Average Response Time	40 m – 42 s

FACE Services Response Times:**Facial Recognition Search (FRS)**

Current Month Received	7,459
Current Month Processed	7,449
Fiscal Year Total Received	21,421
Fiscal Year Processed	21,243
FY % Completed within 2 hours	98.79%
FY % Completed within 24 hours	99.25%
Current Month Average Response Time	33 m – 27 s
Fiscal Year Average Response Time	23 m – 15 s

RISC Response Times:**Rapid Fingerprint Identification (RPIS)**

Current Month Received	66,286
Current Month Processed	66,285
Fiscal Year Total Received	261,340
Fiscal Year Processed	261,341
FY % Completed within 10 seconds	98.63%
FY % Completed within 2 minutes	99.77%
Current Month Average Response Time	6.0 s
Fiscal Year Average Response Time	6.4 s



Next Generation Identification (NGI) Monthly Fact Sheet

FEBRUARY 2017 MONTHLY STATISTICS

- Approximately **23,827** local, state, tribal, federal and international partners submitted criminal and/or civil electronic submissions to the NGI throughout the month.
- The overall reject rate was **1.86%**.
- The breakdown of submission rates for the month was **46.04%** criminal and **53.96%** civil.
- The NGI record for tenprint receipts was **364,617** on **6/25/2015**.
- The NGI record for tenprint transactions processed was **363,907** on **6/25/2015**.

Repository Counts (Unique Subjects by Repository):

RISC Totals	2,619,790
Criminal	72,903,208
Civil	53,223,869
Total (Criminal or Civil)	116,489,603

National Palm Print System:

Unique Identities	10,404,841
Total Events	20,935,662

NGI Biometric Counts:

Latent Friction Ridge Print Biometric Counts:

FBI	109,762
UNKNOWN_SPC_ONLY	3
OTHER_FEDERAL_AGENCIES	198,504
STATE_AND_LOCAL	414,010
Total ULF Counts	722,279

III Volume Statistics:

Number of Subjects with Automated Fingerprints (audit code of P; N; or M)	134,302,339
Local Want (SPF/L)	3,746,022
Sexual Offender Registry (SPF/G)	751,184
Subjects Active (AUD/BLANK)	74,219,309
Subjects Consolidated (AUD/C)	11,161,524
Subjects Expunged (AUD/E)	7,760,150

Tenprint Fingerprint Receipts/Processed:

	Current Month	Current Criminal	Current Civil	FY 2017	FY2016
Total Receipts	5,113,756	2,354,310	2,759,446	21,537,391	55,718,556
Average Daily Receipts	182,634	84,083	98,552	142,632	152,236
Total (with TPRS)	6,664,372			30,969,218	80,205,459
Average Daily (with TPRS)	238,013			205,094	216,141
Total Processed	5,104,788	2,352,827	2,751,961	21,523,291	55,607,649
Average Daily Processed	182,314	84,030	98,284	142,538	151,933
Total (with TPRS)	6,655,404			30,954,098	80,102,358
Average Daily (with TPRS)	237,693			204,994	218,859

Criminal Response Times:**Criminal Electronic (CAR)**

Current Month Received	794,203
Current Month Processed	794,035
Fiscal Year Total Received	3,782,258
Fiscal Year Total Processed	3,780,674
FY % Completed within 1 hour	98.79%
FY % Completed within 2 hours	99.28%
Current Month Average Response Time	7 min 9 sec
Fiscal Year Average Response Time	8 min 12 sec

Criminal Fingerprint Card Processing Non-Urgent (CPNU)

Current Month Received	171,022
Current Month Processed	170,690
Fiscal Year Total Received	1,053,397
Fiscal Year Total Processed	1,053,032
FY % Completed within 72 hours	99.60%
Current Month Average Response Time	11 min 47 sec
Fiscal Year Average Response Time	7 min 45 sec

Civil Response Times:**Civil Electronic (All civil submissions)**

Current Month Received	2,759,446
Current Month Processed	2,751,961
Fiscal Year Total Received	14,274,953
Fiscal Year Total Processed	14,263,649
FY % Completed within 12 hours	99.47%
FY % Completed within 24 hours	99.82%
Current Month Average Response Time	41 min 52 sec
Fiscal Year Average Response Time	33 min 2 sec

Electronic Non-Federal User Fee (NFUE)

Current Month Received	804,180
Current Month Processed	804,112
Fiscal Year Total Received	4,654,562
Fiscal Year Total Processed	4,654,269
FY % Completed within 15 minutes	99.42%
Current Month Average Response Time	2 min 45 sec
Fiscal Year Average Response Time	8 min 59 sec

Other Tenprint Response Times:**Tenprint Rapsheet Request (TPRS)**

Current Month Received	1,550,616
Current Month Processed	1,550,616
Fiscal Year Total Received	9,431,827
Fiscal Year Total Processed	9,430,807
FY % Completed within 30 seconds	99.30%
FY % Completed within 1 minute	99.64%
Current Month Average Response Time	34.7 sec
Fiscal Year Average Response Time	6.5 sec

Latent Response Times:**Latent Friction Ridge Feature Search (LFFS)**

Current Month Received	16,763
Current Month Processed	16,702
Fiscal Year Total Received	88,991
Fiscal Year Processed	88,699
FY % Completed within 4 hours	96.23%
Current Month Average Response Time	39 min 49 sec
Fiscal Year Average Response Time	41 min 48 sec

Latent Friction Ridge Image Search (LFIS)


Current Month Received	4,654
Current Month Processed	4,642
Fiscal Year Total Received	19,697
Fiscal Year Processed	19,590
FY % Completed within 4 hours	97.67%
Current Month Average Response Time	37 min 21 sec
Fiscal Year Average Response Time	40 min 5 sec

FACE Services Response Times:**Facial Recognition Search (FRS)**

Current Month Received	6,697
Current Month Processed	6,688
Fiscal Year Total Received	28,118
Fiscal Year Processed	27,931
FY % Completed within 2 hours	98.70%
FY % Completed within 4 hours	99.04%
Current Month Average Response Time	18 min 5 sec
Fiscal Year Average Response Time	22 min 18 sec

RISC Response Times:**Rapid Fingerprint Identification (RPIS)**

Current Month Received	65,779
Current Month Processed	65,778
Fiscal Year Total Received	327,119
Fiscal Year Processed	327,119
FY % Completed within 10 seconds	99.24%
FY % Completed within 2 minutes	99.84%
Current Month Average Response Time	6.9 sec
Fiscal Year Average Response Time	6.5 sec



Next Generation Identification (NGI) Monthly Fact Sheet

MARCH 2017 MONTHLY STATISTICS

- Approximately **24,256** local, state, tribal, federal and international partners submitted criminal and/or civil electronic submissions to the NGI throughout the month.
- The overall reject rate was **1.93%**.
- The breakdown of submission rates for the month was **29.34%** criminal and **70.66%** civil.
- The NGI record for tenprint receipts was **364,617** on **6/25/2015**.
- The NGI record for tenprint transactions processed was **363,907** on **6/25/2015**.

Repository Counts (Unique Subjects by Repository):

Criminal Fingerprints	73,102,010
Civil Fingerprints	53,704,671
Total (Criminal or Civil) Fingerprints	117,050,588
RISC Totals	2,630,129

NGI Biometric Counts:

Latent Friction Ridge Print Biometric Counts:

FBI	109,658
UNKNOWN_SPC_ONLY	3
OTHER_FEDERAL_AGENCIES	200,308
STATE_AND_LOCAL	420,386
Total ULF Counts	730,355

National Palm Print System:

Unique Identities	10,576,167
Total Events	21,405,593

III Volume Statistics:

Number of Subjects with Automated Fingerprints (audit code of P; N; or M)	135,014,812
Local Want (SPF/L)	3,831,800
Sexual Offender Registry (SPF/G)	754,638
Subjects Active (AUD/BLANK)	74,442,250
Subjects Consolidated (AUD/C)	11,241,569
Subjects Expunged (AUD/E)	7,785,584

Tenprint Fingerprint Receipts/Processed:

	Current Month	Current Criminal	Current Civil	FY 2017	FY2016
Total Receipts	4,635,513	1,360,170	3,275,343	26,172,904	55,718,556
Average Daily Receipts	149,533	43,876	105,656	143,807	152,236
Total (with TPRS)	6,330,787			37,300,005	80,205,459
Average Daily (with TPRS)	204,219			204,945	216,141
Total Processed	4,637,202	1,358,011	3,279,191	26,160,493	55,607,649
Average Daily Processed	149,587	43,807	105,780	143,739	151,933
Total (with TPRS)	6,332,342			37,286,440	80,102,358
Average Daily (with TPRS)	204,269			204,871	218,859

Criminal Response Times:**Criminal Electronic (CAR)**

Current Month Received	825,399
Current Month Processed	824,404
Fiscal Year Total Received	4,607,657
Fiscal Year Total Processed	4,605,078
FY % Completed within 1 hour	98.05%
FY % Completed within 2 hours	98.71%
Current Month Average Response Time	30 m – 13 s
Fiscal Year Average Response Time	11 m – 57 s

Criminal Fingerprint Card Processing Non-Urgent (CPNU)

Current Month Received	225,650
Current Month Processed	225,452
Fiscal Year Total Received	1,279,047
Fiscal Year Total Processed	1,278,484
FY % Completed within 72 hours	99.66%
Current Month Average Response Time	47 m – 8 s
Fiscal Year Average Response Time	14 m – 27 s

Civil Response Times:**Civil Electronic (All civil submissions)**

Current Month Received	3,275,343
Current Month Processed	3,279,191
Fiscal Year Total Received	17,550,296
Fiscal Year Total Processed	17,542,840
FY % Completed within 12 hours	99.10%
FY % Completed within 24 hours	99.66%
Current Month Average Response Time	1 h – 16 m – 18 s
Fiscal Year Average Response Time	40 m – 24 s

Electronic Non-Federal User Fee (NFUE)

Current Month Received	1,033,712
Current Month Processed	1,033,567
Fiscal Year Total Received	5,688,274
Fiscal Year Total Processed	5,687,836
FY % Completed within 15 minutes	98.73%
Current Month Average Response Time	5 m – 31 s
Fiscal Year Average Response Time	8 m – 24 s

Other Tenprint Response Times:**Tenprint Rapsheet Request (TPRS)**

Current Month Received	1,695,274
Current Month Processed	1,695,140
Fiscal Year Total Received	11,127,101
Fiscal Year Total Processed	11,125,947
FY % Completed within 30 seconds	99.21%
FY % Completed within 1 minute	99.73%
Current Month Average Response Time	55.0 s
Fiscal Year Average Response Time	25.4 s

Latent Response Times:**Latent Friction Ridge Feature Search (LFFS)**

Current Month Received	20,155
Current Month Processed	19,871
Fiscal Year Total Received	109,146
Fiscal Year Processed	108,570
FY % Completed within 4 hours	92.27%
Current Month Average Response Time	3 h – 16 m – 12 s
Fiscal Year Average Response Time	1 h – 8 m – 6 s

Latent Friction Ridge Image Search (LFIS)


Current Month Received	4,446
Current Month Processed	4,356
Fiscal Year Total Received	24,143
Fiscal Year Processed	23,946
FY % Completed within 4 hours	92.87%
Current Month Average Response Time	3 h – 3 m – 48 s
Fiscal Year Average Response Time	1 h – 4 m – 34 s

FACE Services Response Times:**Facial Recognition Search (FRS)**

Current Month Received	7,714
Current Month Processed	7,619
Fiscal Year Total Received	35,832
Fiscal Year Processed	35,550
FY % Completed within 2 hours	98.85%
FY % Completed within 4 hours	99.26%
Current Month Average Response Time	14 m – 43 s
Fiscal Year Average Response Time	21 m – 0 s

RISC Response Times:**Rapid Fingerprint Identification (RPIS)**

Current Month Received	69,641
Current Month Processed	69,641
Fiscal Year Total Received	396,760
Fiscal Year Processed	396,760
FY % Completed within 10 seconds	98.73%
FY % Completed within 2 minutes	99.79%
Current Month Average Response Time	6.0 s
Fiscal Year Average Response Time	6.4 s



Next Generation Identification (NGI) Monthly Fact Sheet

April 2017 MONTHLY STATISTICS

- Approximately **23,752** local, state, tribal, federal and international partners submitted criminal and/or civil electronic submissions to the NGI throughout the month.
- The overall reject rate was **1.59%**.
- The breakdown of submission rates for the month was **31.93%** criminal and **68.07%** civil.
- The NGI record for tenprint receipts was **364,617** on **6/25/2015**.
- The NGI record for tenprint transactions processed was **363,907** on **6/25/2015**.

Repository Counts (Unique Subjects by Repository):

Criminal Fingerprints	73,251,714
Civil Fingerprints	54,114,537
Total (Criminal or Civil) Fingerprints	117,508,412
RISC Totals	2,651,412

Latent Friction Ridge Print Biometric Counts:

FBI	109,192
UNKNOWN_SPC_ONLY	3
OTHER_FEDERAL_AGENCIES	196,651
STATE_AND_LOCAL	396,176
Total ULF Counts	702,022

III Volume Statistics:

Number of Subjects with Automated Fingerprints (audit code of P; N; or M)	135,598,711
Local Want (SPF/L)	3,905,721
Sexual Offender Registry (SPF/G)	758,957
Subjects Active (AUD/BLANK)	74,626,482
Subjects Consolidated (AUD/C)	11,308,247
Subjects Expunged (AUD/E)	7,809,500

Tenprint Fingerprint Receipts/Processed:

	Current Month	Current Criminal	Current Civil	FY 2017	FY2016
Total Receipts	4,174,289	1,332,894	2,841,395	30,347,193	55,718,556
Average Daily Receipts	139,143	44,430	94,713	143,147	152,236
Total (with TPRS)	6,150,958			43,450,963	80,205,459
Average Daily (with TPRS)	205,032			204,957	216,141
Total Processed	4,175,082	1,333,859	2,841,223	30,335,575	55,607,649
Average Daily Processed	139,169	44,462	94,707	143,092	151,933
Total (with TPRS)	6,151,946			43,438,386	80,102,358
Average Daily (with TPRS)	205,065			204,898	218,859

Criminal Response Times:**Criminal Electronic (CAR)**

Current Month Received	761,474
Current Month Processed	760,613
Fiscal Year Total Received	5,369,131
Fiscal Year Total Processed	5,365,691
FY % Completed within 1 hour	96.42%
FY % Completed within 2 hours	98.74%
Current Month Average Response Time	7 mins 40 secs
Fiscal Year Average Response Time	11 mins 20 secs

Criminal Fingerprint Card Processing Non-Urgent (CPNU)

Current Month Received	273,675
Current Month Processed	273,867
Fiscal Year Total Received	1,552,722
Fiscal Year Total Processed	1,552,351
FY % Completed within 72 hours	99.68%
Current Month Average Response Time	29 mins 31 secs
Fiscal Year Average Response Time	16 mins 35 secs

Civil Response Times:**Civil Electronic (All civil submissions)**

Current Month Received	2,841,395
Current Month Processed	2,841,223
Fiscal Year Total Received	20,391,691
Fiscal Year Total Processed	20,384,063
FY % Completed within 12 hours	99.03%
FY % Completed within 24 hours	99.63%
Current Month Average Response Time	52 mins 38 secs
Fiscal Year Average Response Time	42 mins 8 secs

Electronic Non-Federal User Fee (NFUE)

Current Month Received	899,437
Current Month Processed	899,244
Fiscal Year Total Received	6,587,711
Fiscal Year Total Processed	6,587,080
FY % Completed within 15 minutes	98.86%
Current Month Average Response Time	24.2 secs
Fiscal Year Average Response Time	7 mins 16 secs

Other Tenprint Response Times:**Tenprint Rapsheet Request (TPRS)**

Current Month Received	1,976,669
Current Month Processed	1,976,864
Fiscal Year Total Received	13,103,770
Fiscal Year Total Processed	13,102,811
FY % Completed within 30 seconds	99.24%
FY % Completed within 1 minute	99.73%
Current Month Average Response Time	8.6 secs
Fiscal Year Average Response Time	23.0 secs

Latent Response Times:**Latent Friction Ridge Feature Search (LFFS)**

Current Month Received	20,231
Current Month Processed	20,118
Fiscal Year Total Received	129,377
Fiscal Year Processed	128,688
FY % Completed within 4 hours	86.80%
Current Month Average Response Time	2 hrs 12 mins 50 secs
Fiscal Year Average Response Time	1 hr 17 mins 15 secs

Latent Friction Ridge Image Search (LFIS)


Current Month Received	3,968
Current Month Processed	3,948
Fiscal Year Total Received	28,111
Fiscal Year Processed	27,894
FY % Completed within 4 hours	89.41%
Current Month Average Response Time	2 hrs 40 mins 51 secs
Fiscal Year Average Response Time	1 hr 18 mins 11 secs

FACE Services Response Times:**Facial Recognition Search (FRS)**

Current Month Received	9,513
Current Month Processed	9,410
Fiscal Year Total Received	45,345
Fiscal Year Processed	44,960
FY % Completed within 2 hours	98.99%
FY % Completed within 4 hours	99.35%
Current Month Average Response Time	6 mins 45 secs
Fiscal Year Average Response Time	18 mins 49 secs

RISC Response Times:**Rapid Fingerprint Identification (RPIS)**

Current Month Received	71,300
Current Month Processed	71,279
Fiscal Year Total Received	468,060
Fiscal Year Processed	468,039
FY % Completed within 10 seconds	98.70%
FY % Completed within 2 minutes	99.75%
Current Month Average Response Time	6.6 secs
Fiscal Year Average Response Time	6.4 secs



Next Generation Identification (NGI) Monthly Fact Sheet

May 2017 MONTHLY STATISTICS

- Approximately **24,170** local, state, tribal, federal and international partners submitted criminal and/or civil electronic submissions to the NGI throughout the month.
- The overall reject rate was **1.45%**.
- The breakdown of submission rates for the month was **35.74%** criminal and **64.26%** civil.
- The NGI record for tenprint receipts was **364,617** on **6/25/2015**.
- The NGI record for tenprint transactions processed was **363,907** on **6/25/2015**.

Repository Counts (Unique Subjects by Repository):

Criminal Fingerprints	73,382,533
Civil Fingerprints	54,529,678
Total (Criminal or Civil) Fingerprints	117,955,865
RISC Totals	2,667,471

NGI Biometric Counts:

Palm Print Counts:

Unique Identities	12,789,537
Total Events	21,961,816

Latent Friction Ridge Print Biometric Counts:

FBI	108,307
UNKNOWN_SPC_ONLY	3
OTHER_FEDERAL_AGENCIES	203,448
STATE_AND_LOCAL	433,089
Total ULF Counts	744,847

III Volume Statistics:

Number of Subjects with Automated Fingerprints (audit code of P; N; or M)	157,868,769
Local Want (SPF/L)	3,985,893
Sexual Offender Registry (SPF/G)	765,899
Subjects Active (AUD/BLANK)	74,796,586
Subjects Consolidated (AUD/C)	11,372,082
Subjects Expunged (AUD/E)	7,832,322

Tenprint Fingerprint Receipts/Processed:

	Current Month	Current Criminal	Current Civil	FY 2017	FY2016
Total Receipts	4,936,655	1,764,211	3,172,444	35,283,848	55,718,556
Average Daily Receipts	159,247	56,910	102,337	145,201	152,236
Total (with TPRS)	6,769,993			50,220,956	80,205,459
Average Daily (with TPRS)	218,387			206,671	216,141
Total Processed	4,926,706	1,759,471	3,167,235	35,262,281	55,607,649
Average Daily Processed	158,926	56,757	102,169	145,112	151,933
Total (with TPRS)	6,822,535			50,260,921	80,102,358
Average Daily (with TPRS)	220,082			206,835	218,859

Criminal Response Times:**Criminal Electronic (CAR)**

Current Month Received	822,439
Current Month Processed	821,251
Fiscal Year Total Received	6,191,570
Fiscal Year Total Processed	6,186,942
FY % Completed within 30 minutes	96.25%
FY % Completed within 2 hours	98.83%
Current Month Average Response Time	7 mins 9 secs
Fiscal Year Average Response Time	10 mins 48 secs

Criminal Fingerprint Card Processing Non-Urgent (CPNU)

Current Month Received	216,664
Current Month Processed	215,686
Fiscal Year Total Received	1,769,386
Fiscal Year Total Processed	1,768,037
FY % Completed within 72 hours	99.71%
Current Month Average Response Time	14 mins 43 secs
Fiscal Year Average Response Time	16 mins 21 secs

Civil Response Times:**Civil Electronic (All civil submissions)**

Current Month Received	3,172,444
Current Month Processed	3,167,235
Fiscal Year Total Received	23,564,135
Fiscal Year Total Processed	23,551,298
FY % Completed within 2 hours	96.22%
FY % Completed within 24 hours	99.66%
Current Month Average Response Time	27 mins 59 secs
Fiscal Year Average Response Time	40 mins 20 secs

Electronic Non-Federal User Fee (NFUE)

Current Month Received	1,040,293
Current Month Processed	1,039,807
Fiscal Year Total Received	7,628,004
Fiscal Year Total Processed	7,626,887
FY % Completed within 15 minutes	98.96%
Current Month Average Response Time	24.8 secs
Fiscal Year Average Response Time	6 mins 24 secs

Other Tenprint Response Times:**Tenprint Rapsheet Request (TPRS)**

Current Month Received	1,833,338
Current Month Processed	1,895,829
Fiscal Year Total Received	14,937,108
Fiscal Year Total Processed	14,998,640
FY % Completed within 20 seconds	98.32%
FY % Completed within 1 minute	99.72%
Current Month Average Response Time	8.51 secs
Fiscal Year Average Response Time	6.46 secs

Latent Response Times:**Latent Friction Ridge Feature Search (LFFS)**

Current Month Received	18,863
Current Month Processed	18,695
Fiscal Year Total Received	148,240
Fiscal Year Processed	147,383
FY % Completed within 4 hours	85.40%
Current Month Average Response Time	2 hrs 19 mins 54 secs
Fiscal Year Average Response Time	1 hr 25 mins 15 secs

Latent Friction Ridge Image Search (LFIS)


Current Month Received	4,074
Current Month Processed	3,997
Fiscal Year Total Received	32,185
Fiscal Year Processed	31,891
FY % Completed within 4 hours	87.48%
Current Month Average Response Time	2 hrs 31 mins 33 secs
Fiscal Year Average Response Time	1 hr 27 mins 33 secs

FACE Services Response Times:**Facial Recognition Search (FRS)**

Current Month Received	10,596
Current Month Processed	10,449
Fiscal Year Total Received	55,941
Fiscal Year Processed	55,409
FY % Completed within 2 hours	99.13%
FY % Completed within 4 hours	99.45%
Current Month Average Response Time	14 mins 59 secs
Fiscal Year Average Response Time	18 mins 29 secs

RISC Response Times:**Rapid Fingerprint Identification (RPIS)**

Current Month Received	72,589
Current Month Processed	72,585
Fiscal Year Total Received	540,649
Fiscal Year Processed	540,624
FY % Completed within 10 seconds	98.44%
FY % Completed within 2 minutes	99.71%
Current Month Average Response Time	6.77 secs
Fiscal Year Average Response Time	6.46 secs



Next Generation Identification (NGI) Monthly Fact Sheet

JUNE 2017 MONTHLY STATISTICS

- Approximately **24,386** local, state, tribal, federal and international partners submitted criminal and/or civil electronic submissions to the NGI throughout the month.
- The overall reject rate was **1.31%**.
- The breakdown of submission rates for the month was **28.52%** criminal and **71.48%** civil.
- The NGI record for tenprint receipts was **364,617** on **6/25/2015**.
- The NGI record for tenprint transactions processed was **363,907** on **6/25/2015**.

Repository Counts (Unique Subjects by Repository):

Criminal Fingerprints	73,556,493
Civil Fingerprints	55,110,548
Total (Criminal or Civil) Fingerprints	118,585,163
RISC Totals	2,678,636

NGI Biometric Counts:

Palm Print Counts:

Unique Identities	12,980,164
Total Events	22,406,991

Latent Friction Ridge Print Biometric Counts:

FBI	107,642
UNKNOWN_SPC_ONLY	3
OTHER_FEDERAL_AGENCIES	204,852
STATE_AND_LOCAL	439,726
Total ULF Counts	752,223

III Volume Statistics:

Number of Subjects with Automated Fingerprints (audit code of P; N; or M)	136,837,398
Local Want (SPF/L)	4,067,488
Sexual Offender Registry (SPF/G)	769,335
Subjects Active (AUD/BLANK)	74,958,918
Subjects Consolidated (AUD/C)	11,434,457
Subjects Expunged (AUD/E)	7,854,713

Tenprint Fingerprint Receipts/Processed:

	Current Month	Current Criminal	Current Civil	FY 2017	FY2016
Total Receipts	4,523,286	1,290,057	3,233,229	39,807,134	55,718,556
Average Daily Receipts	150,776	43,002	107,774	145,814	152,236
Total (with TPRS)	6,464,939			56,685,895	80,205,459
Average Daily (with TPRS)	215,498			207,641	216,141
Total Processed	4,523,231	1,289,868	3,233,363	39,785,512	55,607,649
Average Daily Processed	150,774	42,996	107,779	145,734	151,933
Total (with TPRS)	6,464,890			56,725,811	80,102,358
Average Daily (with TPRS)	215,496			207,787	218,859

Criminal Response Times:**Criminal Electronic (CAR)**

Current Month Received	777,272
Current Month Processed	777,018
Fiscal Year Total Received	6,968,842
Fiscal Year Total Processed	6,963,960
FY % Completed within 1 hour	98.11%
FY % Completed within 2 hours	98.93%
Current Month Average Response Time	5 m – 13 s
Fiscal Year Average Response Time	10 m – 12 s

Criminal Fingerprint Card Processing Non-Urgent (CPNU)

Current Month Received	239,204
Current Month Processed	239,253
Fiscal Year Total Received	2,008,590
Fiscal Year Total Processed	2,007,290
FY % Completed within 72 hours	99.73%
Current Month Average Response Time	6 m – 32 s
Fiscal Year Average Response Time	15 m – 16 s

Civil Response Times:**Civil Electronic (All civil submissions)**

Current Month Received	3,233,229
Current Month Processed	3,233,363
Fiscal Year Total Received	26,797,364
Fiscal Year Total Processed	26,784,661
FY % Completed within 12 hours	99.15%
FY % Completed within 24 hours	99.68%
Current Month Average Response Time	18 m – 58 s
Fiscal Year Average Response Time	37 m – 59 s

Electronic Non-Federal User Fee (NFUE)

Current Month Received	1,040,661
Current Month Processed	1,040,705
Fiscal Year Total Received	8,668,665
Fiscal Year Total Processed	8,667,592
FY % Completed within 15 minutes	98.98%
Current Month Average Response Time	44.8 s
Fiscal Year Average Response Time	5 m – 46 s

Other Tenprint Response Times:**Tenprint Rapsheet Request (TPRS)**

Current Month Received	1,941,653
Current Month Processed	1,941,659
Fiscal Year Total Received	16,878,761
Fiscal Year Total Processed	16,940,299
FY % Completed within 30 seconds	99.25%
FY % Completed within 1 minute	99.71%
Current Month Average Response Time	6.8 s
Fiscal Year Average Response Time	19.60 s

Latent Response Times:**Latent Friction Ridge Feature Search (LFFS)**

Current Month Received	18,513
Current Month Processed	18,343
Fiscal Year Total Received	166,753
Fiscal Year Processed	165,726
FY % Completed within 4 hours	85.10%
Current Month Average Response Time	2 h – 30 m -44 s
Fiscal Year Average Response Time	1 h – 32 m -27 s

Latent Friction Ridge Image Search (LFIS)


Current Month Received	4,524
Current Month Processed	4,462
Fiscal Year Total Received	36,709
Fiscal Year Processed	36,353
FY % Completed within 4 hours	86.90%
Current Month Average Response Time	2 h – 37 m -51 s
Fiscal Year Average Response Time	1 h – 35 m -16 s

FACE Services Response Times:**Facial Recognition Search (FRS)**

Current Month Received	9,117
Current Month Processed	8,954
Fiscal Year Total Received	65,058
Fiscal Year Processed	64,363
FY % Completed within 2 hours	99.19%
FY % Completed within 4 hours	99.50%
Current Month Average Response Time	6 m – 39 s
Fiscal Year Average Response Time	17 m – 11 s

RISC Response Times:**Rapid Fingerprint Identification (RPIS)**

Current Month Received	71,748
Current Month Processed	71,665
Fiscal Year Total Received	612,397
Fiscal Year Processed	612,289
FY % Completed within 10 seconds	98.25%
FY % Completed within 2 minutes	99.67%
Current Month Average Response Time	8.60 s
Fiscal Year Average Response Time	6.70 s



Next Generation Identification (NGI) Monthly Fact Sheet

JULY 2017 MONTHLY STATISTICS

- Approximately **24,175** local, state, tribal, federal and international partners submitted criminal and/or civil electronic submissions to the NGI throughout the month.
- The overall reject rate was **1.32%**.
- The breakdown of submission rates for the month was **33.69%** criminal and **66.31%** civil.
- The NGI record for tenprint receipts was **364,617** on **06/25/2015**.
- The NGI record for tenprint transactions processed was **363,907** on **06/25/2015**.

Repository Counts (Unique Subjects by Repository):

Criminal Fingerprints	73,646,368
Civil Fingerprints	55,433,786
Total (Criminal or Civil) Fingerprints	118,929,346
RISC Totals	2,688,349

NGI Biometric Counts:

Palm Print Counts:

Unique Identities	13,195,151
Total Events	22,919,262

Latent Friction Ridge Print Biometric Counts:

FBI	107,962
UNKNOWN_SPC_ONLY	3
OTHER_FEDERAL_AGENCIES	205,420
STATE_AND_LOCAL	446,491
Total ULF Counts	759,876

III Volume Statistics:

Number of Subjects with Automated Fingerprints (audit code of P; N; or M)	137,429,526
Local Want (SPF/L)	4,140,314
Sexual Offender Registry (SPF/G)	772,212
Subjects Active (AUD/BLANK)	75,121,244
Subjects Consolidated (AUD/C)	11,489,154
Subjects Expunged (AUD/E)	7,874,503

Tenprint Fingerprint Receipts/Processed:

	Current Month	Current Criminal	Current Civil	FY 2017	FY2016
Total Receipts	4,477,753	1,508,677	2,969,076	44,284,887	55,718,556
Average Daily Receipts	144,444	48,667	95,777	145,674	152,236
Total (with TPRS)	6,728,285			63,414,180	80,205,459
Average Daily (with TPRS)	217,041			208,599	216,141
Total Processed	4,470,204	1,505,827	2,964,377	44,255,716	55,607,649
Average Daily Processed	144,200	48,575	95,625	145,578	151,933
Total (with TPRS)	6,720,742			63,446,553	80,102,358
Average Daily (with TPRS)	216,798			208,706	218,859

Criminal Response Times:**Criminal Electronic (CAR)**

Current Month Received	797,023
Current Month Processed	796,337
Fiscal Year Total Received	7,765,865
Fiscal Year Total Processed	7,760,297
FY % Completed within 1 hour	98.08%
FY % Completed within 2 hours	98.92%
Current Month Average Response Time	8 m – 1 s
Fiscal Year Average Response Time	9 m – 58 s

Criminal Fingerprint Card Processing Non-Urgent (CPNU)

Current Month Received	361,091
Current Month Processed	360,062
Fiscal Year Total Received	2,369,681
Fiscal Year Total Processed	2,367,352
FY % Completed within 72 hours	99.76%
Current Month Average Response Time	8 m – 27 s
Fiscal Year Average Response Time	14 m – 34 s

Civil Response Times:**Civil Electronic (All civil submissions)**

Current Month Received	2,969,076
Current Month Processed	2,964,377
Fiscal Year Total Received	29,766,440
Fiscal Year Total Processed	29,749,038
FY % Completed within 12 hours	99.21%
FY % Completed within 24 hours	99.71%
Current Month Average Response Time	15 m – 25 s
Fiscal Year Average Response Time	35 m – 41 s

Electronic Non-Federal User Fee (NFUE)

Current Month Received	1,006,886
Current Month Processed	1,006,891
Fiscal Year Total Received	9,675,551
Fiscal Year Total Processed	9,674,483
FY % Completed within 15 minutes	99.02%
Current Month Average Response Time	1 m – 43 s
Fiscal Year Average Response Time	5 m – 21 s

Other Tenprint Response Times:**Tenprint Rapsheet Request (TPRS)**

Current Month Received	2,250,532
Current Month Processed	2,250,538
Fiscal Year Total Received	19,129,293
Fiscal Year Total Processed	19,190,837
FY % Completed within 30 seconds	99.20%
FY % Completed within 1 minute	99.64%
Current Month Average Response Time	13 s
Fiscal Year Average Response Time	19 s

Latent Response Times:**Latent Friction Ridge Feature Search (LFFS)**

Current Month Received	16,640
Current Month Processed	16,559
Fiscal Year Total Received	183,393
Fiscal Year Processed	182,285
FY % Completed within 4 hours	85.93%
Current Month Average Response Time	59 m -35 s
Fiscal Year Average Response Time	1 h - 29 m -6 s

Latent Friction Ridge Image Search (LFIS)


Current Month Received	4,168
Current Month Processed	4,124
Fiscal Year Total Received	40,877
Fiscal Year Processed	40,477
FY % Completed within 4 hours	87.52%
Current Month Average Response Time	1 h - 2 m -14 s
Fiscal Year Average Response Time	1 h - 31m -54 s

FACE Services Response Times:**Facial Recognition Search (FRS)**

Current Month Received	8,406
Current Month Processed	8,172
Fiscal Year Total Received	73,464
Fiscal Year Processed	72,535
FY % Completed within 2 hours	99.23%
FY % Completed within 4 hours	99.53%
Current Month Average Response Time	9 m - 1 s
Fiscal Year Average Response Time	16 m - 21 s

RISC Response Times:**Rapid Fingerprint Identification (RPIS)**

Current Month Received	75,876
Current Month Processed	75,876
Fiscal Year Total Received	688,273
Fiscal Year Processed	688,165
FY % Completed within 10 seconds	98.07%
FY % Completed within 2 minutes	99.52%
Current Month Average Response Time	14 s
Fiscal Year Average Response Time	8 s



Next Generation Identification (NGI) Monthly Fact Sheet

AUGUST 2017 MONTHLY STATISTICS

- Approximately **24,996** local, state, tribal, federal and international partners submitted criminal and/or civil electronic submissions to the NGI throughout the month.
- The overall reject rate was **1.31%**.
- The breakdown of submission rates for the month was **30.82%** criminal and **69.18%** civil.
- The NGI record for tenprint receipts was **364,617** on **6/25/2015**.
- The NGI record for tenprint transactions processed was **363,907** on **6/25/2015**.

Repository Counts (Unique Subjects by Repository):

Criminal Fingerprints	73,796,661
Civil Fingerprints	55,967,731
Total (Criminal or Civil) Fingerprints	119,503,741
RISC Totals	2,699,500

NGI Biometric Counts:

Palm Print Counts:

Unique Identities	13,430,022
Total Events	23,454,923

Latent Friction Ridge Print Biometric Counts:

FBI	108,613
UNKNOWN_SPC_ONLY	3
OTHER_FEDERAL_AGENCIES	205,935
STATE_AND_LOCAL	451,023
Total ULF Counts	765,574

III Volume Statistics:

Number of Subjects with Automated Fingerprints (audit code of P; N; or M)	138,100,338
Local Want (SPF/L)	4,222,449
Sexual Offender Registry (SPF/G)	775,426
Subjects Active (AUD/BLANK)	75,290,867
Subjects Consolidated (AUD/C)	11,546,175
Subjects Expunged (AUD/E)	7,901,678

Tenprint Fingerprint Receipts/Processed:

	Current Month	Current Criminal	Current Civil	FY 2017	FY2016
Total Receipts	4,910,328	1,513,161	3,397,167	49,195,215	55,718,556
Average Daily Receipts	158,398	48,812	109,586	146,851	152,236
Total (with TPRS)	7,263,619			70,677,799	80,205,459
Average Daily (with TPRS)	234,310			210,979	216,141
Total Processed	4,886,341	1,504,088	3,382,253	49,142,057	55,607,649
Average Daily Processed	157,624	48,519	109,105	146,693	151,933
Total (with TPRS)	7,239,635			70,686,188	80,102,358
Average Daily (with TPRS)	233,537			211,004	218,859

Criminal Response Times:**Criminal Electronic (CAR)**

Current Month Received	847,403
Current Month Processed	840,956
Fiscal Year Total Received	8,613,268
Fiscal Year Total Processed	8,601,253
FY % Completed within 1 hour	98.13%
FY % Completed within 30 minutes	96.36%
Current Month Average Response Time	5 minutes 46 seconds
Fiscal Year Average Response Time	9 minutes 35 seconds

Criminal Fingerprint Card Processing Non-Urgent (CPNU)

Current Month Received	307,689
Current Month Processed	305,542
Fiscal Year Total Received	2,677,370
Fiscal Year Total Processed	2,672,894
FY % Completed within 72 hours	99.77%
Current Month Average Response Time	9 minutes 1 second
Fiscal Year Average Response Time	14 minutes 3 seconds

Civil Response Times:**Civil Electronic (All civil submissions)**

Current Month Received	3,397,167
Current Month Processed	3,382,253
Fiscal Year Total Received	33,163,607
Fiscal Year Total Processed	33,131,291
FY % Completed within 12 hours	99.25%
FY % Completed within 2 hours	96.46%
Current Month Average Response Time	17 minutes 59 seconds
Fiscal Year Average Response Time	34 minutes 3 seconds

Electronic Non-Federal User Fee (NFUE)

Current Month Received	996,509
Current Month Processed	996,332
Fiscal Year Total Received	10,672,060
Fiscal Year Total Processed	10,670,815
FY % Completed within 15 minutes	99.10%
Current Month Average Response Time	23.61 seconds
Fiscal Year Average Response Time	4 minutes 54 seconds

Other Tenprint Response Times:**Tenprint Rapsheet Request (TPRS)**

Current Month Received	2,353,291
Current Month Processed	2,353,294
Fiscal Year Total Received	21,482,584
Fiscal Year Total Processed	21,544,131
FY % Completed within 30 seconds	99.22%
FY % Completed within 1 minute	99.63%
Current Month Average Response Time	6.77 seconds
Fiscal Year Average Response Time	17.76 seconds

Latent Response Times:**Latent Friction Ridge Feature Search (LFFS)**

Current Month Received	18,598
Current Month Processed	18,350
Fiscal Year Total Received	201,991
Fiscal Year Processed	200,635
FY % Completed within 4 hours	86.55%
Current Month Average Response Time	1 hour 0 minutes 15 seconds
Fiscal Year Average Response Time	1 hour 26 minutes 25 seconds

Latent Friction Ridge Image Search (LFIS)


Current Month Received	4,693
Current Month Processed	4,642
Fiscal Year Total Received	45,570
Fiscal Year Processed	45,119
FY % Completed within 4 hours	87.98%
Current Month Average Response Time	1 hour 6 minutes 2 seconds
Fiscal Year Average Response Time	1 hour 29 minutes 31 seconds

FACE Services Response Times:**Facial Recognition Search (FRS)**

Current Month Received	11,782
Current Month Processed	11,362
Fiscal Year Total Received	85,246
Fiscal Year Processed	83,897
FY % Completed within 2 hours	99.25%
FY % Completed within 4 hours	99.57%
Current Month Average Response Time	7 minutes 16 seconds
Fiscal Year Average Response Time	15 minutes 360 seconds

RISC Response Times:**Rapid Fingerprint Identification (RPIS)**

Current Month Received	72,720
Current Month Processed	72,720
Fiscal Year Total Received	760,993
Fiscal Year Processed	760,885
FY % Completed within 10 seconds	98.08%
FY % Completed within 2 minutes	99.56%
Current Month Average Response Time	6.00 seconds
Fiscal Year Average Response Time	7.34 seconds



Next Generation Identification (NGI) Monthly Fact Sheet

SEPTEMBER 2017 MONTHLY STATISTICS

- Approximately **23,430** local, state, tribal, federal and international partners submitted criminal and/or civil electronic submissions to the NGI throughout the month.
- The overall reject rate was **1.43%**.
- The breakdown of submission rates for the month was **32.06%** criminal and **67.94%** civil.
- The NGI record for tenprint receipts was **364,617** on **06/25/2015**.
- The NGI record for tenprint transactions processed was **363,907** on **06/25/2015**.

Repository Counts (Unique Subjects by Repository):

Criminal Fingerprints	73,904,381
Civil Fingerprints	56,344,917
Total (Criminal or Civil) Fingerprints	119,902,245
RISC Totals	2,713,455

NGI Biometric Counts:

Palm Print Counts:

Unique Identities	13,627,212
Total Events	23,915,532

Latent Friction Ridge Print Biometric Counts:

FBI	109,991
UNKNOWN_SPC_ONLY	3
OTHER_FEDERAL_AGENCIES	206,514
STATE_AND_LOCAL	455,227
Total ULF Counts	771,735

III Volume Statistics:

Number of Subjects with Automated Fingerprints (audit code of P; N; or M)	138,651,879
Local Want (SPF/L)	4,295,365
Sexual Offender Registry (SPF/G)	778,573
Subjects Active (AUD/BLANK)	75,451,718
Subjects Consolidated (AUD/C)	11,597,168
Subjects Expunged (AUD/E)	7,927,665

Tenprint Fingerprint Receipts/Processed:

	Current Month	Current Criminal	Current Civil	FY 2017	FY2016
Total Receipts	4,034,241	1,293,204	2,741,037	53,229,456	55,718,556
Average Daily Receipts	134,475	43,107	91,368	145,834	152,236
Total (with TPRS)	6,091,706			76,769,505	80,205,459
Average Daily (with TPRS)	203,057			210,327	216,141
Total Processed	4,037,066	1,293,535	2,743,531	53,179,123	55,607,649
Average Daily Processed	134,569	43,118	91,451	145,696	151,933
Total (with TPRS)	6,094,538			76,780,726	80,102,358
Average Daily (with TPRS)	203,151			210,358	218,859

Criminal Response Times:**Criminal Electronic (CAR)**

Current Month Received	782,128
Current Month Processed	782,221
Fiscal Year (FY) Total Received	9,395,396
FY Total Processed	9,383,474
FY % Completed within 1 hour	97.67%
FY % Completed within 30 minutes	95.90%
Current Month Average Response Time	14 minutes 14 seconds
FY Average Response Time	9 minutes 58 seconds

Criminal Fingerprint Card Processing Non-Urgent (CPNU)

Current Month Received	235,020
Current Month Processed	235,042
FY Total Received	2,912,390
FY Total Processed	2,907,936
FY % Completed within 72 hours	99.78%
Current Month Average Response Time	22 minutes 22 seconds
FY Average Response Time	14 minutes 44 seconds

Civil Response Times:**Civil Electronic (All civil submissions)**

Current Month Received	2,741,037
Current Month Processed	2,743,531
FY Total Received	35,904,644
FY Total Processed	35,874,822
FY % Completed within 12 hours	99.21%
FY % Completed within 2 hours	96.08%
Current Month Average Response Time	1 hour 0 minutes 6 seconds
FY Average Response Time	36 minutes 11 seconds

Electronic Non-Federal User Fee (NFUE)

Current Month Received	759,334
Current Month Processed	759,351
FY Total Received	11,431,394
FY Total Processed	11,430,166
FY % Completed within 15 minutes	99.03%
Current Month Average Response Time	4 minutes 58 seconds
FY Average Response Time	4 minutes 54 seconds

Latent Response Times:**Latent Friction Ridge Feature Search (LFFS)**

Current Month Received	15,592
Current Month Processed	15,631
FY Year Total Received	217,583
FY Year Processed	216,266
FY % Completed within 4 hours	86.02%
Current Month Average Response Time	1 hour 43 minutes 22 seconds
FY Year Average Response Time	1 hour 27 minutes 49 seconds

Latent Friction Ridge Image Search (LFIS)

Current Month Received	5,111
Current Month Processed	5,082
FY Year Total Received	50,681
FY Year Processed	50,201
FY % Completed within 4 hours	86.88%
Current Month Average Response Time	2 hours 7 minutes 37 seconds
FY Year Average Response Time	1 hour 32 minutes 38 seconds

Other Tenprint Response Times:**Tenprint Rapsheet Request (TPRS)**

Current Month Received	2,057,465
Current Month Processed	2,057,472
FY Year Total Received	23,540,049
FY Year Total Processed	23,601,603
FY % Completed within 30 seconds	99.04%
FY % Completed within 1 minute	99.47%
Current Month Average Response Time	2 minutes 21 seconds
FY Year Average Response Time	27.9 seconds

RISC Response Times:**Rapid Fingerprint Identification (RPIS)**

Current Month Received	69,221
Current Month Processed	69,220
FY Year Total Received	830,214
FY Year Processed	830,105
FY % Completed within 10 seconds	97.97%
FY % Completed within 2 minutes	99.49%
Current Month Average Response Time	15.0 seconds
FY Year Average Response Time	8.0 seconds

FACE Services Response Times:**Facial Recognition Search (FRS)**

Current Month Received	4,897
Current Month Processed	4,857
FY Year Total Received	90,143
FY Year Processed	88,754
FY % Completed within 2 hours	99.12%
FY % Completed within 4 hours	99.52%
Current Month Average Response Time	14 minutes 36 seconds
FY Year Average Response Time	15 minutes 26 seconds



October 2017 Next Generation Identification (NGI) System Fact Sheet

NGI System Records:

Receipts:	Totals:	Date:	Closeouts:	Totals:	Date:
Receipts	364,617	6/25/2015	Closeouts	363,907	6/25/2015

- Approximately 24,413 local, state, tribal, federal and international partners submitted criminal and/or civil electronic submissions to the NGI System throughout the month.

NGI System Reject Rates (Ten Print Submissions):

Category:	October 2017:	Fiscal Year 2018:	Fiscal Year 2017:
Criminal	1.42%	1.42%	1.53%
Civil	1.51%	1.51%	1.66%

Submission Rates:

Category:	October 2017:	Fiscal Year 2018:
Civil	62.19%	62.19%
Criminal	37.81%	37.81%

NGI System Biometric Counts in the Matcher(s):

Biometric Type:	Biometric Subtype:	UIP:	Total Identities:	Unique USNs:
Latentprint	Latent Friction Ridge Print	Unknown	3	3
	Latent Friction Ridge Print	FBI	110,962	110,962
	Latent Friction Ridge Print	Other Field Offices	207,609	207,609
	Latent Friction Ridge Print	State and Local	461,378	461,378
		ULF Totals	779,952	779,952

NGI System Fingerprints in the Identification and Slap Segmentation Fingerprint (idFP) Repository:

Repository Type:	Repository Count (idFP Composite Fingerprints):
Civil Fingerprint	56,758,099
Criminal Fingerprint	74,012,906
Criminal or Civil Fingerprint	120,329,867
RISC	2,731,339

III Volume Statistics:

III	Totals:
-----	---------

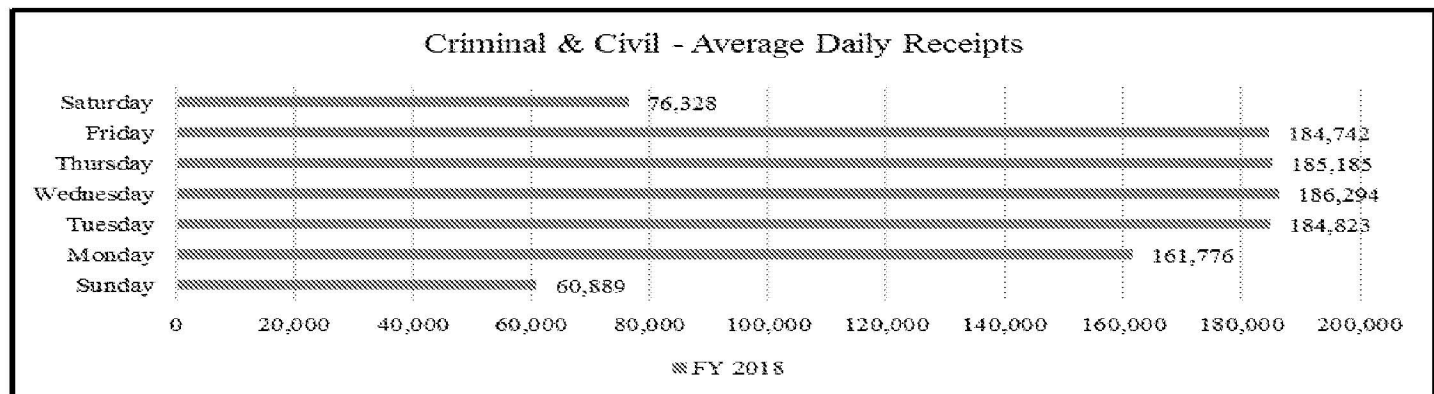
Number of Subjects with Automated Fingerprints (audit code of P; N; or M)	139,205,505
Local Want (SPF/L)	4,372,911
Sexual Offender Registry (SPF/G)	781,780
Subjects Active (AUD/BLANK)	75,606,046
Subjects Consolidated (AUD/C)	11,647,052
Subjects Expunged (AUD/E)	7,963,718

Receipts:

Category	October 2017	October 2016	Fiscal Year 2018	Fiscal Year 2017
Criminal Receipts	1,734,768	1,277,837	1,734,768	17,291,431
Average Daily Criminal Receipts	55,960	41,221	55,960	47,374
Civil Receipts	2,853,718	2,876,664	2,853,718	35,938,025
Average Daily Civil Receipts	92,055	92,796	92,055	98,460
Receipt Totals	4,588,486	4,154,501	4,588,486	53,229,456
Average Daily Receipts	148,016	134,016	148,016	145,834
TPRS Totals	2,035,218	2,191,342	2,035,218	23,540,049
Totals (With TPRS)	6,623,704	6,345,843	6,623,704	76,769,505
Average Daily (With TPRS)	213,668	204,705	213,668	210,327

Closeouts:

Category	October 2017	October 2016	Fiscal Year 2018	Fiscal Year 2017
Criminal Closeouts	1,727,769	1,277,856	1,727,769	17,270,987
Average Daily Criminal Closeouts	55,734	41,221	55,734	47,318
Civil Closeouts	2,839,573	2,873,509	2,839,573	35,874,836
Average Daily Civil Closeouts	91,599	92,694	91,599	98,287
Closeout Totals	4,567,342	4,151,365	4,567,342	53,145,823
Average Daily Closeouts	147,334	133,915	147,334	145,605
TPRS Totals	2,035,229	2,191,141	2,035,229	23,601,603
Totals (With TPRS)	6,602,571	6,342,508	6,602,571	76,747,426
Average Daily (With TPRS)	212,986	204,705	212,986	210,267



Criminal Electronic – Criminal Answer Required (CAR):

Category:	October 2017 Totals:	October 2016 Totals:
Current Month Received	779,555	771,277
Current Month Processed	773,025	771,148
Fiscal Year Total Received	779,555	9,395,396
Fiscal Year Total Processed	773,025	9,383,474
FY % Completed within 30 minutes	96.63%	95.90%
Current Month Average Response Time	6 mins 13 secs	4 mins 33 secs
Fiscal Year Average Response Time	6 mins 13 secs	9 mins 58 secs

Criminal Fingerprint Card Processing Non-Urgent (CPNU):

Category:	October 2017 Totals:	October 2016 Totals:
Current Month Received	209,604	200,823
Current Month Processed	209,444	200,811
Fiscal Year Total Received	209,604	2,912,390
Fiscal Year Total Processed	209,444	2,907,936
FY % Completed within 72 hours	100.00%	99.78%
Current Month Average Response Time	24 mins 15 secs	2 mins 29 secs
Fiscal Year Average Response Time	24 mins 15 secs	14 mins 44 secs

Civil Electronic (All civil submissions):

Category:	October 2017 Totals:	October 2016 Totals:
Current Month Received	2,853,718	2,876,664
Current Month Processed	2,839,573	2,873,509
Fiscal Year Total Received	2,853,718	35,904,644
Fiscal Year Total Processed	2,839,573	35,874,822
FY % Completed within 2 hours	95.67%	96.08%
Current Month Average Response Time	30 mins 35 secs	16 mins 37 secs
Fiscal Year Average Response Time	30 mins 35 secs	36 mins 11 secs

Electronic Non-Federal User Fee (NFUE):

Category:	October 2017 Totals:	October 2016 Totals:
Current Month Received	809,021	924,359
Current Month Processed	805,625	924,233
Fiscal Year Total Received	809,021	11,431,394
Fiscal Year Total Processed	805,625	11,430,166
FY % Completed within 15 minutes	99.74%	99.03%
Current Month Average Response Time	19.5 secs	24.2 secs
Fiscal Year Average Response Time	19.5 secs	4 mins 54 secs

Tenprint Rapsheet Request (TPRS):

Category:	October 2017 Totals:	October 2016 Totals:
Current Month Received	2,035,218	2,191,342
Current Month Processed	2,035,229	2,191,143
Fiscal Year Total Received	2,035,218	23,540,049
Fiscal Year Total Processed	2,035,229	23,601,603
FY % Completed within 20 seconds	97.59%	98.29%
Current Month Average Response Time	6.8 secs	6.0 secs
Fiscal Year Average Response Time	6.8 secs	27.86 secs

Latent Friction Ridge Feature Search (LFFS):

Category	October 2017 Totals	October 2016 Totals
Current Month Received	17,567	15,804
Current Month Processed	17,259	15,776
Fiscal Year Total Received	17,567	217,583
Fiscal Year Processed	17,259	216,266
FY % Completed within 4 hours	90.28%	86.02%
Current Month Average Response Time	2 hrs 8 mins 37 secs	30 mins 27 secs
Fiscal Year Average Response Time	2 hrs 8 mins 37 secs	1 hr 27 mins 49 secs

Latent Friction Ridge Image Search (LFIS):

Category	October 2017 Totals	October 2016 Totals
Current Month Received	5,141	3,898
Current Month Processed	5,071	3,886
Fiscal Year Total Received	5,141	50,681
Fiscal Year Processed	5,071	50,201
FY % Completed within 4 hours	83.87%	86.88%
Current Month Average Response Time	3 hrs 18 mins 2 secs	31 mins 34 secs
Fiscal Year Average Response Time	3 hrs 18 mins 2 secs	1 hr 32 mins 38 secs

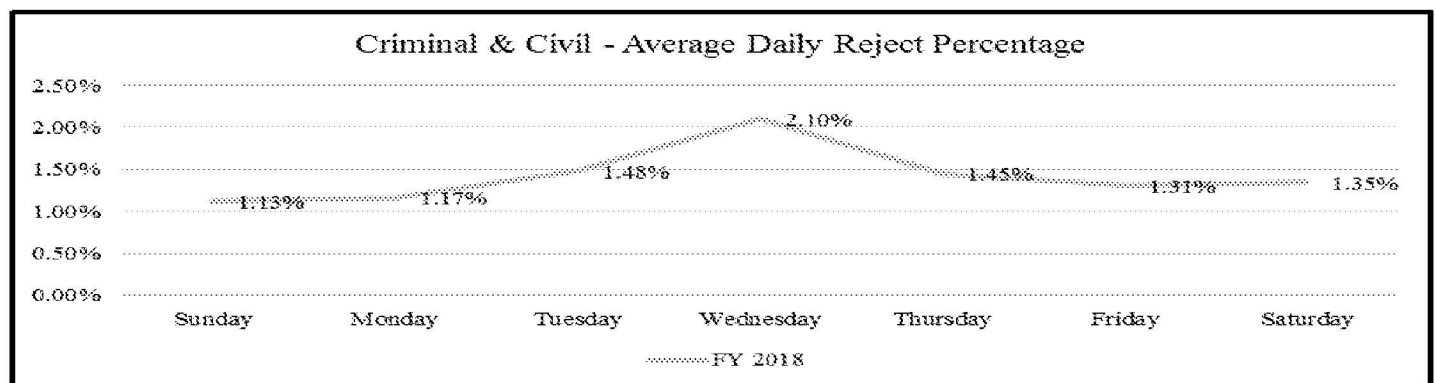
Rapid Fingerprint Identification (RPIS):

Repository for Individuals of Special Concern (RISC)

Category	October 2017 Totals	October 2016 Totals
Current Month Received	69,327	67,557
Current Month Processed	69,326	67,556
Fiscal Year Total Received	69,327	830,214
Fiscal Year Processed	69,326	830,105
FY % Completed within 10 seconds	96.29%	97.97%
Current Month Average Response Time	7.0 secs	6.0 secs
Fiscal Year Average Response Time	7.0 secs	8.0 secs

Facial Recognition Search (FRS):

Category	October 2017 Totals	October 2016 Totals
Current Month Received	4,745	4,715
Current Month Processed	4,691	4,693
Fiscal Year Total Received	4,745	90,143
Fiscal Year Processed	4,691	88,754
FY % Completed within 4 hours	98.91%	99.52%
Current Month Average Response Time	17 mins 8 secs	13 mins 18 secs
Fiscal Year Average Response Time	17 mins 8 secs	15 mins 26 secs





November 2017 Next Generation Identification (NGI) System Fact Sheet

NGI System Records:

Receipts:	Totals:	Date:	Closeouts:	Totals:	Date:
Receipts	364,617	6/25/2015	Closeouts	363,907	6/25/2015

- Approximately 23,838 local, state, tribal, federal and international partners submitted criminal and/or civil electronic submissions to the NGI System throughout the month.

NGI System Reject Rates (Ten Print Submissions):

Category:	November 2017:	Fiscal Year 2018:	Fiscal Year 2017:
Criminal	1.44%	1.43%	1.53%
Civil	1.85%	1.67%	1.66%

Submission Rates:

Category:	November 2017:	Fiscal Year 2018:
Civil	68.33%	65.02%
Criminal	31.67%	34.98%

Latent Biometrics:

Biometric Type:	Biometric Subtype:	ULF:	Total Identities:	Unique USNs:
Latentprint	Latent Friction Ridge Print	Unknown	3	3
	Latent Friction Ridge Print	FBI	111,935	111,935
	Latent Friction Ridge Print	Other Field Offices	208,988	208,988
	Latent Friction Ridge Print	State and Local	466,838	466,838
		ULF Totals	787,764	787,764

NGI System Fingerprints in the Identification and Slap Segmentation Fingerprint (idFP) Repository:

Repository Type:	Repository Count (idFP Composite Fingerprints):
Civil Fingerprint	57,159,353
Criminal Fingerprint	74,163,928
Criminal or Civil Fingerprint	120,787,317
RISC	2,741,054

III Volume Statistics:

III	Totals:
Number of Subjects with Automated Fingerprints (audit code of P; N; or M)	139,766,142
Local Want (SPF/L)	4,441,110
Sexual Offender Registry (SPF/G)	784,941
Subjects Active (AUD/BLANK)	75,783,362
Subjects Consolidated (AUD/C)	11,694,795
Subjects Expunged (AUD/E)	7,981,832

Receipts:

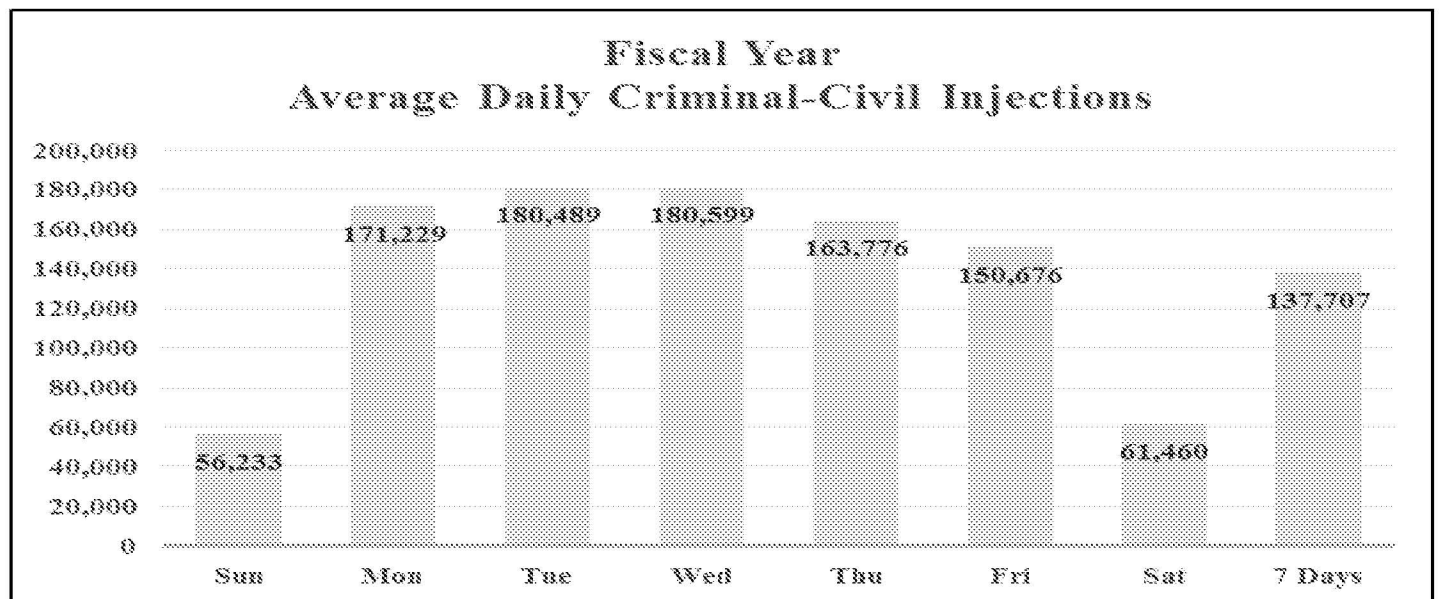
Category:	November 2017:	November 2016:	Fiscal Year 2018:	Fiscal Year 2017:
-----------	----------------	----------------	-------------------	-------------------

Biometric Services Section
 Quality Improvement Unit
 Statistical Trending, Analysis, & Reporting Group
 epic.org

Criminal Receipts	1,241,726	1,165,920	2,976,494	17,291,431
Average Daily Criminal Receipts	41,391	38,864	48,795	47,374
Civil Receipts	2,679,483	2,867,978	5,533,201	35,938,025
Average Daily Civil Receipts	89,316	95,599	90,708	98,460
Receipt Totals	3,921,209	4,033,898	8,509,695	53,229,456
Average Daily Receipts	130,707	134,463	139,503	145,834
TPRS Totals	1,692,852	1,822,031	3,728,070	23,540,049
Totals (With TPRS)	5,614,061	5,855,929	12,237,765	76,769,505
Average Daily (With TPRS)	187,135	195,198	200,619	210,327

Closeouts:

Category	November 2017	November 2016	Fiscal Year 2018	Fiscal Year 2017
Criminal Closeouts	1,242,881	1,166,559	2,970,650	17,270,987
Average Daily Criminal Closeouts	41,429	38,885	48,699	47,318
Civil Closeouts	2,680,847	2,869,227	5,520,420	35,874,836
Average Daily Civil Closeouts	89,362	95,641	90,499	98,287
Closeout Totals	3,923,728	4,035,786	8,491,070	53,145,823
Average Daily Closeouts	130,791	134,526	139,198	145,605
TPRS Totals	1,692,849	1,822,018	3,728,078	23,601,603
Totals (With TPRS)	5,616,577	5,857,804	12,219,148	76,747,426
Average Daily (With TPRS)	187,219	195,260	200,314	210,267



Criminal Electronic – Criminal Answer Required (CAR):

Category	November 2017 Totals:	November 2016 Totals:
Current Month Received	755,170	718,629
Current Month Processed	755,081	718,543
Fiscal Year Total Received	1,534,725	9,395,396
Fiscal Year Total Processed	1,528,106	9,383,474
FY % Completed within 30 minutes	95.41%	95.90%
Current Month Average Response Time	8 mins 58 secs	7 mins 13 secs
Fiscal Year Average Response Time	7 mins 34 secs	9 mins 58 secs

Criminal Fingerprint Card Processing Non-Urgent (CPNU):

Category	November 2017 Totals:	November 2016 Totals:
Current Month Received	216,143	204,702
Current Month Processed	216,148	204,690
Fiscal Year Total Received	425,747	2,912,390
Fiscal Year Total Processed	425,592	2,907,936
FY % Completed within 72 hours	99.97%	99.78%
Current Month Average Response Time	6 mins 39 secs	10 mins 46 secs
Fiscal Year Average Response Time	15 mins 35 secs	14 mins 44 secs

Civil Electronic (All civil submissions):

Category	November 2017 Totals:	November 2016 Totals:
Current Month Received	2,679,483	2,867,978
Current Month Processed	2,680,847	2,869,227
Fiscal Year Total Received	5,533,201	35,904,644
Fiscal Year Total Processed	5,520,420	35,874,822
FY % Completed within 2 hours	95.64%	96.08%
Current Month Average Response Time	24 mins 20 secs	20 mins 48 secs
Fiscal Year Average Response Time	27 mins 30 secs	36 mins 11 secs

Electronic Non-Federal User Fee (NFUE):

Category	November 2017 Totals:	November 2016 Totals:
Current Month Received	812,908	979,492
Current Month Processed	812,897	979,448
Fiscal Year Total Received	1,621,929	11,431,394
Fiscal Year Total Processed	1,618,522	11,430,166
FY % Completed within 15 minutes	99.69%	99.03%
Current Month Average Response Time	1 min 16 secs	2 mins 2 secs
Fiscal Year Average Response Time	47.5 secs	4 mins 54 secs

Tenprint Rapsheet Request (TPRS):

Category	November 2017 Totals:	November 2016 Totals:
Current Month Received	1,692,852	1,822,031
Current Month Processed	1,692,849	1,822,018
Fiscal Year Total Received	3,728,070	23,540,049
Fiscal Year Total Processed	3,728,078	23,601,603
FY % Completed within 20 seconds	98.33%	98.29%
Current Month Average Response Time	19.2 secs	6.2 secs
Fiscal Year Average Response Time	12.9 secs	27.86 secs

Latent Friction Ridge Feature Search (LFFS):

Category	November 2017 Totals	November 2016 Totals
Current Month Received	17,255	21,939
Current Month Processed	17,136	21,893
Fiscal Year Total Received	34,822	217,583
Fiscal Year Processed	34,395	216,266
FY % Completed within 4 hours	85.72%	86.02%
Current Month Average Response Time	2 hrs 11 mins 34 secs	29 mins 7 secs
Fiscal Year Average Response Time	2 hrs 10 mins 4 secs	1 hr 27 mins 49 secs

Latent Friction Ridge Image Search (LFIS):

Category	November 2017 Totals	November 2016 Totals
Current Month Received	5,282	3,502
Current Month Processed	5,251	3,482
Fiscal Year Total Received	10,423	50,681
Fiscal Year Processed	10,322	50,201
FY % Completed within 4 hours	76.37%	86.88%
Current Month Average Response Time	2 hrs 45 mins 20 secs	29 mins 7 secs
Fiscal Year Average Response Time	3 hrs 1 min 57 secs	1 hr 32 mins 38 secs

Rapid Fingerprint Identification (RPIS):

Repository for Individuals of Special Concern (RISC)

Category	November 2017 Totals	November 2016 Totals
Current Month Received	67,562	62,432
Current Month Processed	67,563	62,434
Fiscal Year Total Received	136,889	830,214
Fiscal Year Processed	136,889	830,105
FY % Completed within 10 seconds	97.05%	97.97%
Current Month Average Response Time	6.0 secs	6.2 secs
Fiscal Year Average Response Time	6.5 secs	8.0 secs

Facial Recognition Search (FRS):

Category	November 2017 Totals	November 2016 Totals
Current Month Received	6,847	4,214
Current Month Processed	6,845	4,207
Fiscal Year Total Received	11,592	90,143
Fiscal Year Processed	11,536	88,754
FY % Completed within 4 hours	99.35%	99.52%
Current Month Average Response Time	8 mins 30 secs	10 mins 14 secs
Fiscal Year Average Response Time	12 mins 53 secs	15 mins 26 secs



December 2017 Next Generation Identification (NGI) System Fact Sheet

NGI System Records:

Receipts:	Totals:	Date:	Closeouts:	Totals:	Date:
Receipts	364,617	6/25/2015	Closeouts	363,907	6/25/2015

- Approximately 23,338 local, state, tribal, federal and international partners submitted criminal and/or civil electronic submissions to the NGI System throughout the month.

NGI System Reject Rates (Ten Print Submissions):

Category:	December 2017:	Fiscal Year 2018:	Fiscal Year 2017:
Criminal	2.06%	1.63%	1.53%
Civil	2.01%	1.78%	1.66%

Submission Rates:

Category:	December 2017:	Fiscal Year 2018:
Civil	64.95%	67.52%
Criminal	35.05%	32.48%

NGI System Biometric Counts in the Matcher(s):

Biometric Type:	Biometric Subtype:	ULF:	Unique UCHs:
Latentprint	Latent Friction Ridge Print	Unknown	3
	Latent Friction Ridge Print	FBI	111,938
	Latent Friction Ridge Print	Other Field Offices	211,301
	Latent Friction Ridge Print	State and Local	472,042
ULF Totals			795,284

NGI System Fingerprints in the Identification and Slap Segmentation Fingerprint (idFP) Repository:

Repository Type:	Repository Count (idFP Composite Fingerprints):
Civil Fingerprint	57,526,848
Criminal Fingerprint	74,308,981
RISC	2,751,410

Receipts:

Category:	December 2017:	December 2016:	Fiscal Year 2018:	Fiscal Year 2017:
Criminal Receipts	1,335,839	1,233,939	4,312,333	17,324,812
Average Daily Criminal Receipts	43,092	39,804	46,873	47,465
Civil Receipts	2,475,839	2,798,358	8,009,040	35,904,644
Average Daily Civil Receipts	79,866	90,270	87,055	98,369
Receipt Totals	3,811,678	4,032,297	12,321,373	53,229,456
Average Daily Receipts	122,957	130,074	133,928	145,834
TPRS Totals	1,715,703	2,099,708	5,443,773	23,540,049
Totals (With TPRS)	5,527,381	6,132,005	17,765,146	76,769,505
Average Daily (With TPRS)	178,303	197,807	193,099	210,327

Closeouts:

Category:	December 2017:	December 2016:	Fiscal Year 2018:	Fiscal Year 2017:
Criminal Closeouts	1,335,403	1,233,329	4,306,053	17,304,301
Average Daily Criminal Closeouts	43,078	39,785	46,805	47,409
Civil Closeouts	2,475,573	2,797,081	7,995,993	35,874,822
Average Daily Civil Closeouts	79,857	90,228	86,913	98,287
Closeout Totals	3,810,976	4,030,410	12,302,046	53,179,123
Average Daily Closeouts	122,935	130,013	133,718	145,696
TPRS Totals	1,715,685	2,098,882	5,443,763	23,601,603
Totals (With TPRS)	5,526,661	6,129,292	17,745,809	76,780,726
Average Daily (With TPRS)	178,279	197,719	192,889	210,358

Criminal Electronic – Criminal Answer Required (CAR):

Category:	December 2017 Totals:	December 2016 Totals:
Current Month Receipts	782,335	716,996
Current Month Processed	782,168	715,824
Total Receipts To Date	2,317,060	2,206,902
Total Processed To Date	2,310,274	2,205,515
Completed within 30 Minutes	96.18%	96.42%
Current Month Average Response Time	5 mins 24 secs	16 mins 8 secs
	Fiscal Year 2016 Totals:	Fiscal Year 2017 Totals:
FY Total Receipts	2,317,060	9,395,396
FY Total Processed	2,310,274	9,383,474
FY % Completed within 30 Minutes	95.67%	95.90%
Fiscal Year Average Response Time	6 mins 50 secs	9 mins 58 secs

Criminal Fingerprint Card Processing Non-Urgent (CPNU):

Category:	December 2017 Totals:	December 2016 Totals:
Current Month Receipts	243,358	288,890
Current Month Processed	243,340	288,879
Total Receipts To Date	669,105	694,415
Total Processed To Date	668,932	694,380
Completed within 72 Hours	99.30%	99.81%
Current Month Average Response Time	5 mins 54 secs	9 mins 52 secs
	Fiscal Year 2016 Totals:	Fiscal Year 2017 Totals:
FY Total Receipts	669,105	2,912,390
FY Total Processed	668,932	2,907,936
FY % Completed within 72 Hours	99.73%	99.78%
Fiscal Year Average Response Time	12 mins 20 secs	14 mins 44 secs

Civil Electronic (All civil submissions):

Category:	December 2017 Totals:	December 2016 Totals:
Current Month Receipts	2,475,839	2,798,358
Current Month Processed	2,475,573	2,797,081
Total Receipts To Date	8,009,040	8,543,000
Total Processed To Date	7,995,993	8,539,817
Completed within 2 Hours	95.68%	96.58%
Current Month Average Response Time	28 mins 56 secs	1 hr 9 mins 1 sec
	Fiscal Year 2016 Totals:	Fiscal Year 2017 Totals:
FY Total Receipts	8,009,040	35,904,644
FY Total Processed	7,995,993	35,874,822
FY % Completed within 2 Hours	95.65%	96.08%
Fiscal Year Average Response Time	27 mins 59 secs	36 mins 11 secs

Electronic Non-Federal User Fee (NFUE):

Category:	December 2017 Totals:	December 2016 Totals:
Current Month Receipts	775,458	1,001,476
Current Month Processed	775,320	1,001,459
Total Receipts To Date	2,397,387	2,905,327
Total Processed To Date	2,393,842	2,905,140
Completed within 15 Minutes	99.87%	95.70%
Current Month Average Response Time	17.4 secs	38 mins 29 secs
	Fiscal Year 2016 Totals:	Fiscal Year 2017 Totals:
FY Total Receipts	2,397,387	11,431,394
FY Total Processed	2,393,842	11,430,166
FY % Completed within 15 Minutes	99.75%	99.03%
Fiscal Year Average Response Time	37.4 secs	4 mins 54 secs

Tenprint Rapsheet Request (TPRS):

Category	December 2017 Totals:	December 2016 Totals:
Current Month Receipts	1,715,703	2,099,708
Current Month Processed	1,715,685	2,098,882
Total Receipts To Date	5,443,773	6,113,081
Total Processed To Date	5,443,763	6,112,043
Completed within 20 Seconds	99.40%	96.94%
Current Month Average Response Time	6.2 secs	44.9 secs
	Fiscal Year 2016 Totals:	Fiscal Year 2017 Totals:
FY Total Receipts	5,443,773	23,540,049
FY Total Processed	5,443,773	23,601,603
FY % Completed within 20 Seconds	98.67%	98.29%
Fiscal Year Average Response Time	10.6 secs	27.9 secs

Latent Friction Ridge Feature Search (LFFS):

Category	December 2017 Totals:	December 2016 Totals:
Current Month Receipts	17,082	16,655
Current Month Processed	17,045	16,570
Total Receipts To Date	51,904	54,398
Total Processed To Date	51,440	54,239
Completed within 4 Hours	95.98%	92.69%
Current Month Average Response Time	43 mins 59 secs	1 hr 1 min 4 secs
	Fiscal Year 2016 Totals:	Fiscal Year 2017 Totals:
FY Total Receipts	51,904	217,583
FY Total Processed	51,440	216,266
FY % Completed within 4 Hours	89.12%	86.02%
Fiscal Year Average Response Time	1 hr 41 mins 4 secs	1 hr 27 mins 49 secs

Latent Friction Ridge Image Search (LFIS):

Category:	December 2017 Totals:	December 2016 Totals:
Current Month Receipts	4,390	3,464
Current Month Processed	4,385	3,420
Total Receipts To Date	14,813	10,864
Total Processed To Date	14,707	10,788
Completed within 4 Hours	96.10%	92.81%
Current Month Average Response Time	46 mins 48 secs	1 hr 2 mins 4 secs
	Fiscal Year 2016 Totals:	Fiscal Year 2017 Totals:
FY Total Receipts	14,813	50,681
FY Total Processed	14,707	50,201
FY % Completed within 4 Hours	82.25%	86.88%
Fiscal Year Average Response Time	2 hrs 16 mins 25 secs	1 hr 32 mins 38 secs

Rapid Fingerprint Identification (RPIS):

Repository for Individuals of Special Concern (RISC)

Category:	December 2017 Totals:	December 2016 Totals:
Current Month Receipts	68,495	65,065
Current Month Processed	68,495	65,066
Total Receipts To Date	205,384	195,054
Total Processed To Date	205,384	195,056
Completed within 10 Seconds	98.46%	97.99%
Current Month Average Response Time	6.0 secs	7.4 secs
	Fiscal Year 2016 Totals:	Fiscal Year 2017 Totals:
FY Total Receipts	205,384	830,214
FY Total Processed	205,384	830,105
FY % Completed within 10 Seconds	97.52%	97.97%
Fiscal Year Average Response Time	6.3 secs	8.0 secs

Facial Recognition Search (FRS):

Category:	December 2017 Totals:	December 2016 Totals:
Current Month Receipts	7,261	5,033
Current Month Processed	7,231	4,894
Total Receipts To Date	18,853	13,962
Total Processed To Date	18,767	13,794
Completed within 30 minutes	99.28%	99.02%
Current Month Average Response Time	11 mins 59 secs	35 mins 38 secs
	Fiscal Year 2016 Totals:	Fiscal Year 2017 Totals:
FY Total Receipts	18,853	90,143
FY Total Processed	18,767	88,754
FY % Completed within 72 hours	99.32%	99.52%
Fiscal Year Average Response Time	12 mins 35 secs	15 mins 26 secs