



Homeland Security

August 8, 2011

Ginger McCall
EPIC
1718 Connecticut Avenue N.W.
Washington, D.C. 20009

Re: **DHS/OS/PRIV 11-0214, S&T 10-0003.55**

Dear Ms. McCall:

This is an amended final response to your Freedom of Information Act (FOIA) request to the Department of Homeland Security (DHS), dated November 24, 2010, and received by this office on December 14, 2010. You were seeking documents concerning the development and deployment of body scanner (or Whole Body Imaging, Advanced Imaging Technology, Millimeter Wave or Backscatter) technology by law enforcement agencies in surface transit and in street roaming vans. We sent you a response letter dated February 12, 2011, however after further reviews we have determined that some documents that were originally withheld in full will be partially released to you.

After further reviews of the DHS Science and Technology Directorate (S&T) Explosives Division's responsive records, I have determined that 4 pages of the records are releasable in their entirety, and 6 pages are partially releasable, pursuant to Title 5 U.S.C. § 552 FOIA Exemptions (b)(4), (b)(5), and (b)(6).

Enclosed are 10 pages with certain information withheld as described below.

FOIA Exemption 4 protects trade secrets and commercial or financial information obtained from a person that is privileged or confidential. The courts have held that this subsection protects (a) confidential commercial information, the disclosure of which is likely to cause substantial harm to the competitive position of the person who submitted the information and (b) information that was voluntarily submitted to the government if it is the kind of information that the provider would not customarily make available to the public. I reviewed the responsive documents, the submitter's objections to release, and relevant case law, and I determined that this information is exempt from disclosure under subsection (b)(4) of the FOIA and must be withheld in order to protect the submitter's proprietary interests.

FOIA Exemption 5 protects from disclosure those inter- or intra-agency documents that are normally privileged in the civil discovery context. The three most frequently invoked privileges are the deliberative process privilege, the attorney work-product privilege, and the attorney-client privilege. After carefully reviewing the responsive documents, I determined that the responsive documents qualify for protection under the

- **Deliberative Process Privilege**

The deliberative process privilege protects the integrity of the deliberative or decision-making processes within the agency by exempting from mandatory disclosure opinions, conclusions, and recommendations included within inter-agency or intra-agency memoranda or letters. The release of this internal information would discourage the expression of candid opinions and inhibit the free and frank exchange of information among agency personnel.

FOIA Exemption 6 exempts from disclosure personnel or medical files and similar files the release of which would cause a clearly unwarranted invasion of personal privacy. This requires a balancing of the public's right to disclosure against the individual's right privacy. The types of documents and/or information that we have withheld consist of telephone numbers and email addresses. The privacy interests of the individuals in the records you have requested outweigh any minimal public interest in disclosure of the information. Any private interest you may have in that information does not factor into the aforementioned balancing test.

Provisions of the FOIA allow us to recover part of the cost of complying with your request. 6 CFR § 5.11. In this instance you will not be charged. If you need to contact our office again about this matter, please refer to **DHS/OS/PRIV 11-0214, S&T 10-0003.55**.

Sincerely,



Marshall Caggiano
Attorney/Advisor
Science and Technology Directorate

Enclosures: 1) Email Correspondence between DHS and Rapiscan
2) Rapiscan Secure 1000 Marketing Material
3) Agenda for August 16, 2006, Prototypes and Technologies for
Improvised Explosive Device Detection, PTIEDD, BomDetec Phase I,
Kickoff Meeting

From: Ron Hughes [REDACTED] (b)(6)
Sent: Wednesday, March 08, 2006 3:34 PM
To: Ed Franco; DePersia, Trent; Caramanica, Janet
Cc: Steve Gray; Andy Kotowski; Andreas Pfander
Subject: Summary of Meeting with HSARPA - March 7, 2006

First of all, I'd like to thank Trent and Janet for taking time to visit with us at Rapiscan, Hawthorne and review the progress we have made on the Secure Standoff project.

Rapiscan presented viewgraphs summarizing highlights of the project's studies, models and test results in pursuit of improving the current Secure 1000 backscatter imaging technology to increase the standoff distance and image quality. There was a good deal of detailed discussions surrounding these topics and all questions were addressed. A brief look at the schedule indicated a slight delay in progress has occurred, but Rapiscan is confident this time will be recovered over the next couple months.

Discussions regarding the potential deployment scenarios highlighted the need for end-user feedback from specific persons and/or entities such as Joe Foster, TSL, NIJ, TSWG, LAPD and others. A date for a demo for this group should be selected and communicated to Trent & Janet within the next few weeks.

Janet requested the contract number of the related TSA project "Camden" and it is Contract # HSTS04-05-C-RED089.

In anticipation of the successful conclusion of Phase 1, we further discussed the approval process for Phase 2. Trent would like Rapiscan to provide a summary of current performance and the anticipated performance (and the pathway to reaching that performance) so that he can begin the process of securing Phase 2 funding and minimize the gap between the end of Phase 1 and the start of Phase 2. Rapiscan will provide this information within the next few weeks.

A demo of the existing test bed was performed. [REDACTED] (b)(4)
 [REDACTED] The test plan was discussed along with our plans for implementing the improvements, identified in the previous studies, into the test bed.

Rapiscan appreciates the continued interest in this technology and looks forward to working with HSARPA and other stakeholders to implement this technology into a deployable system.

Thanks and Best Regards,

Ronald J Hughes
 Sr. Project Manager
 Rapiscan Systems

[REDACTED] (b)(6)

This e-mail transmission contains legally privileged confidential information belonging to the sender. The information is intended only for the use of the individual or entity to whom it is addressed. If you are not the intended recipient, you are hereby notified that any disclosure, copying, distribution, or the taking of any action in reliance on the contents of this e-mailed information is strictly prohibited. If you have received this e-mail in error, please notify us immediately by return e-mail.

Rapiscan Secure 1000

Rapiscan[®] systems

An OSI Systems Company


PEOPLE SCREENING

Hands-Off Screening

Quick and Effective

Privacy Protection

High Resolution Imaging



Shown with optional lockable workstation

The **Rapiscan Secure 1000** is the most effective and comprehensive people screening solution available. The images produced by the system enable the operator to easily identify concealed threat items. The backscatter technique utilized in the system provides high resolution images of both organic (e.g. explosives, narcotics, ceramic weapons) and inorganic (e.g. metal) items.

Rapiscan Systems has also developed techniques to protect the privacy of the person being screened while enabling effective detection of threat items. In a recent study, 19 out of 20 people preferred a **Secure 1000** scan to an invasive pat-down physical search. The system is completely safe for all persons and meets the requirements of health authorities worldwide.

The **Rapiscan Secure 1000** is the most widely deployed image-based people screening solution in the world and can be part of any high security checkpoint.

HOW BACKSCATTER TECHNOLOGY WORKS

An image is produced as a result of Compton Scattering; meaning when the emitted beam contacts a material, it is "scattered back" toward the system. This information is received by high resolution detectors and is passed to image processing software which creates a display on the video monitor for operator analysis.

FEATURES & OPTIONS

The **Rapiscan Secure 1000** incorporates design improvements that resulted from a deployment of the system at London Heathrow Airport. The **Secure 1000** is the first backscatter personnel screening solution to be deployed in the civil aviation environment.

Lockable Workstation

Detection Enhancing Back Panel


APPLICATIONS

AVIATION SECURITY

MILITARY BASE SECURITY

CORRECTIONAL FACILITIES

BORDER CROSSINGS



ONE COMPANY - TOTAL SECURITY

Rapiscan[®] systems

An OSI Systems Company

Rapiscan Secure 1000

PEOPLE SCREENING

FINLAND

Nintisillankuja 5, P.O. Box 174
FIN-02631 Espoo
FINLAND
Tel: +358 9 32941500
Fax: +358 9 32941302

ASIA PACIFIC

240 Macpherson Road
#06-04 Pines Industrial Building
Singapore 348574
SINGAPORE
Tel: +65-6743-9892
Fax: +65-6743-9885 / 6743-9915

UNITED KINGDOM

X-Ray House
Bonehurst Road
Salfords
Surrey RH1 5GG
UNITED KINGDOM
Tel: +44 (0) 870-7774301
Fax: +44 (0) 870-7774302


USA - CALIFORNIA

3232 W. El Segundo Blvd.
Hawthorne, California 90250
UNITED STATES of AMERICA
Tel: +1 310-978-1457
Fax: +1 310-349-2491

E-MAIL

sales@rapiscansystems.com

ISO 9001:2000 Certified



9150068-2

SPECIFICATIONS

Regulatory Compliance & Safety	The Rapiscan Secure 1000 [®] complies with the applicable FDA requirements and ANSI Standards. The FDA has classified the Rapiscan Secure 1000 [®] as a device under Section 201(h) of the Federal Food Drug and Cosmetic Act (FFDCA) and the safety of the product is addressed by the provisions of Subchapter C – Electronic Product Radiation Control. The Rapiscan Secure 1000 has been assigned the FDA Succession number 9110663-03. The ANSI Standard is N43.17 and is titled "Radiation Safety for Personnel Screening Systems Using X-ray".
CE Compliant	Yes
Image Acquisition	Scan rate: Less than 8 seconds per view Display: 17 inch high-resolution color monitor Emission Per Scan: Less than 10 microRem per exam
Power Specifications	115V systems: 115V single phase, 60Hz, 12 Amps 230V Systems: 220-240V single phase, 50/60Hz, 6 Amps
Physical Details	Floor Space: 5.5 ft. x 9 ft. in front Overhead Clearance: 80 inches (204 centimeters) minimum Unit Weight: 1097 pounds (499 kilograms) Physical Dimensions: 48.75 inches wide x 36 inches deep x 79.5 Inches high (123x92x202cm)
Warranty	One (1) year

X-RAY COMPARISONS

The Following are some of the typical exposure levels that can be experienced with other types of x-ray systems and some naturally occurring sources (see chart below for comparisons.)

Medical

CT (CAT Scan): Up to 1,000,000 microRem
Chest, Mammography: Up to 10,000 microRem

Background Radiation

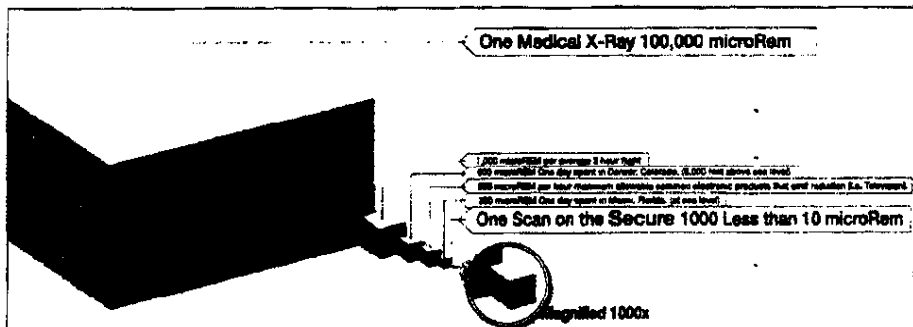
Denver (5000 ft): Up to 600 microRem per day
Miami (sea level): Up to 300 microRem per day
Inside vs. outside a building: Up to 25 microRem per day

Airline Passenger Dose

One hour flight: Up to 500 microRem per hour

Secure 1000[®]

LESS THAN 10 MICROREM PER EXAM



www.rapiscansystems.com

CUSTOMER SUPPORT SERVICES: Our team is dedicated to providing a prompt, effective and personalized response that exceeds your expectations. With spare parts inventory and skilled technicians all over the world, you can be certain Rapiscan Systems will always be prepared with a solution to address your requirements. By measuring response time, parts delivery and support status, our team embraces a customer centric philosophy to ensure continual improvement of our products and services.

With continual development of our products Rapiscan Systems reserves the right to amend specifications without notice.

(b)(5)

(b)(5)

(b)(5)

**Rapiscan Systems High Energy Inspection Cor
352 East Java Drive
Sunnyvale, CA 94089-1328**

Key Personnel

[REDACTED]
Ed Franco
Principal Investigator

Office: [REDACTED] (b)(6)
Email: [REDACTED]

[REDACTED]
Ed Lebaker

Office: [REDACTED] (b)(6)
Email: [REDACTED]

[REDACTED]

Prototypes and Technologies for Improvised Explosive Device Detection, PTIEDD, BomDetec Phase I, Kickoff Meeting

Stearns Center, Northeastern University, Boston, Massachusetts

Agenda

Day 1: Wednesday, August 16, 2006

Topic: Suicide Bomber Detection

- | | |
|---------------------|---|
| 8:00 AM - 8:15 AM | Continental Breakfast (Rm 166 West Village Building "H") |
| 8:15 AM - 8:30 AM | Opening Remarks and Introductions <ul style="list-style-type: none">• Michael B. Silevitch, Robert D. Black Professor of Engineering, Northeastern University and Director of CenSSIS• Trent DePersia, Program Manager, HSARPA, Science and Technology |
| 8:30 AM - 9:30 AM | Program Overview <ul style="list-style-type: none">• Michael Shepard, Program Manger, HSARPA, Science and Technology• John Beaty, Program Manager of CenSSIS |
| 9:30 AM - 10:15 AM | Operational Overview <ul style="list-style-type: none">• Operational Scenarios - 45min -<ul style="list-style-type: none">○ Operational Scenarios, Moshe Ben-Ezra, Post Doctoral Researcher, Siemens Corp. Research, Inc., Hong Shen, Program Manager, Siemens Corp. Research, Inc. |
| 10:15 AM - 10:45 AM | BomDetec Sensors <ul style="list-style-type: none">• Intelligent video - 25min.<ul style="list-style-type: none">○ Intelligent Video Sensor, Moshe Ben-Ezra |
| 10:45 AM - 11:00 AM | Break |
| 11:00 AM - 12:15 PM | BomDetec Sensors <ul style="list-style-type: none">• Millimeter Wave Radar - .<ul style="list-style-type: none">○ John Fida, Engineering Fellow, Raytheon, IDS○ Carey Rappaport, Professor Electrical and Computer Engineering, Northeastern University, Associate Director CenSSIS○ Lester Kosowsky, Vice President, Personnel Protection Technologies |
| 12:15 PM - 1:00PM | Lunch |
| 1:00 PM - 2:00 PM | BomDetec Sensors <ul style="list-style-type: none">• X-ray Backscatter -<ul style="list-style-type: none">○ Peter Rothschild, Director of Research and Development, AS&E |

Prototypes and Technologies for Improvised Explosive Device Detection, PTIEDD, BomDetec Phase I, Kickoff Meeting

Stearns Center, Northeastern University, Boston, Massachusetts

Agenda

- Terahertz -
 - Masashi Yamaguchi, Assistant Professor Department of Physics,
Applied Physics & Astronomy, Rensselaer Polytechnic Institute

2:00 PM - 2:45 PM

Integration of Software and Hardware

- Software Data Integration Framework -25min
 - Hong Shen
- Hardware Integration
 - Michael Winer, Senior Program Manager, AS&E Company.

2:45 PM - 3:15 PM

Programmatic Discussion

- Monthly Report - John Beaty and Mike Shepard
- Measurement Tools - John Beaty and Mike Shepard

3:30 PM - 3:45 PM

Break

3:45 PM -

BomDetec Team Discussions

4:30 PM

Departure